Preventa safety controllers with pre-defined functions

XPSMP

Catalogue

January 2015

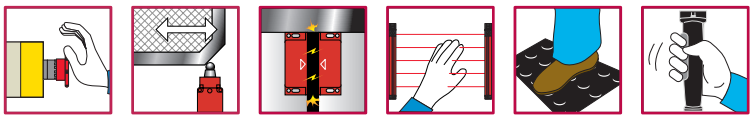

Schneider Electric

How can you fit a 6000-page catalog in your pocket ?

Schneider Electric provides you with the complete set of industrial automation catalogs all on a handy USB key for PC or in an application for tablets

Digi-Cat, a handy USB key for PC

- Convenient to carry
- Always up-to-date
- Environmentally friendly
- Easy-to-share format

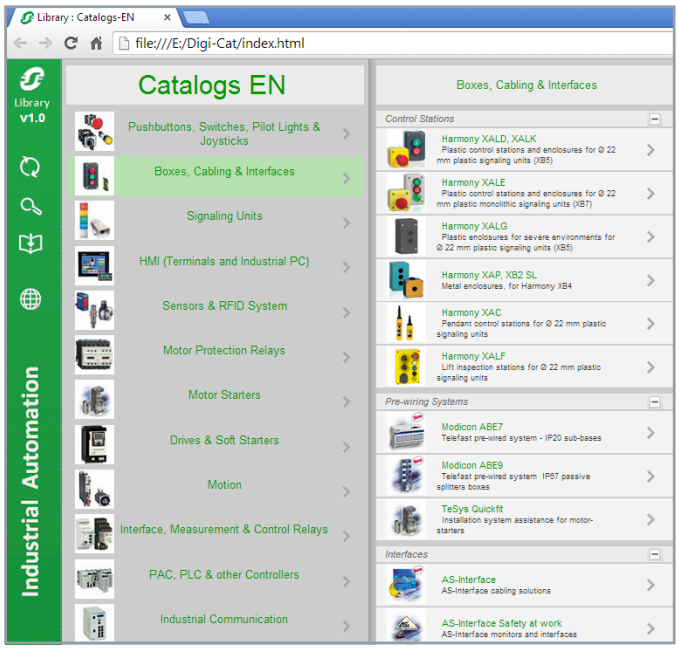

Contact your local representative to get your own Digi-Cat

e-Library, the app for tablets

If you have an iPad®:

- Go to the App Store and search for e-Library
- or scan the QR code

If you have an Android tablet:

- Go to the Google Play Store™ and search for eLibrary
- or scan the QR code

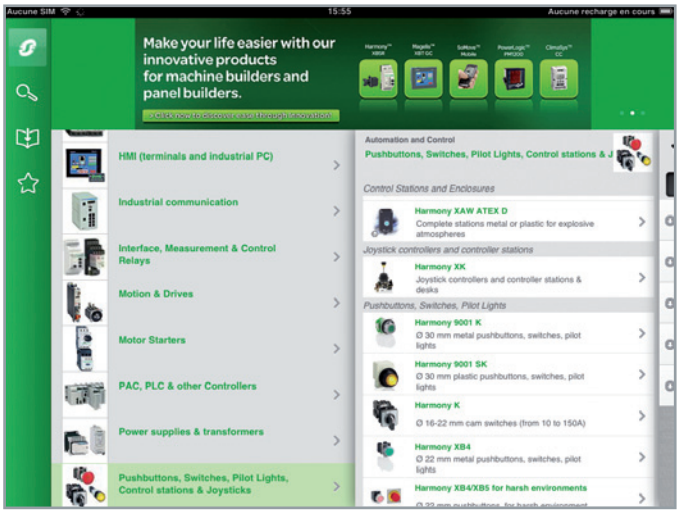

General contents

Preventa safety controller Type XPSMP with pre-defined functions

■ **Presentation**

□ Operating principle ..... *page 2*

□ Maximum achievable safety level ..... *page 2*

□ Product certifications ..... *page 2*

■ **References** ..... *page 3*

■ **Schemes** ..... *page 3*

■ **Product reference index** ..... *page 4*

Preventa safety controllers

Type XPSMP

With pre-defined functions

Presentation

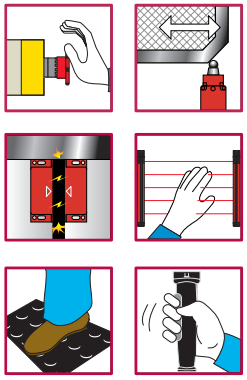

Operating principle

Preventa safety controller modules XPSMP are designed for a Performance Level of up to PL e/Category 4 conforming to standard EN/ISO 13849-1.

They enable two independent safety functions (selected from a choice of 15 pre-defined configurations) to be performed using the same product. Configuration selection is easily made using 3 buttons on the front face of the module.
These 15 pre-programmed safety functions provide a solution for the majority of safety applications, for example: monitoring Emergency stops, limit switches, safety mats and sensing edges, enabling switches, coded magnetic switches, type 4 safety light curtains conforming to EN 61496-1.

Safety controllers XPSMP incorporate 6 safety outputs (3 per function) and 3 solid-state signalling outputs for signalling to the process PLC.

To aid diagnostics, the modules have LEDs on the front face which provide information on the monitoring circuit status. They also indicate and assist selection of the 2 required configurations.

Maximum achievable safety level

- PL e/Category 4 conforming EN ISO 13849-1,
- SILCL 3 conforming to EN/IEC 61508 and EN/IEC 62061

Product certifications

- UL
- CSA
- TÜV

	Configuration	Synchronisation time	Type of start *(1)*		Start test	Notes
			Automatic or unmonitored	Monitored		
Functions disabled	**0**	–	–	–	–	Factory setting
Emergency stop monitoring, 1-channel wiring (category 2)	**1**	–	X	–	–	–
	2	–	–	X	–	–
Emergency stop monitoring, 2-channel wiring, or guard monitoring (category 4)	**3**	Unlimited	X	–	X	–
	4	Unlimited	–	X	X	–
	5	1.5 s	X	–	X	–
	6	1.5 s	–	X	X	–
	7	Unlimited	X	–	–	–
	8	Unlimited	–	X	–	–
Guard monitoring for injection press or blowing machine (category 4)	**9**	1.5 s	–	X	X	Uses both safety outputs *(2)*
Enabling grip switch monitoring (3 position switch) (category 4)	**10**	–	X	–	X	The start button acts as start-up preparation
Sensing mat and edges monitoring (category 3)	**11**	–	X	–	–	Mats with circuit making contacts
	12	–	–	X	–	
Relay output safety light curtain monitoring (category 4)	**13**	0.5 s	–	X	X	–
Coded magnetic switch monitoring (category 4)	**14**	1.5 s	X	–	–	Magnetic switches with 2 contacts, 1 NO and 1 NC
	15	1.5 s	–	X	–	

(1) Automatic start: there is no contact or it is shunted.
Unmonitored start: The output is activated on closing of the start contact.
Monitored start: the start input is monitored so that there is no start-up in the event of the start contact being shunted or the start circuit being closed for more than 10 seconds.
Start-up is triggered following activation of the start button (push-release function) on opening of the contact.
(2) Tool zone guard with 3rd switch.
Additional rear guard (optional) with automatic start. The opening of the guard cuts all outputs.

Preventa safety controllers

Type XPSMP

With pre-defined functions

XPSMP11123

XPSMP11123P

References

Description	Type of terminal block connection	Number of safety circuits	Additional outputs	Supply	Reference	Weight kg/*lb*
Modules for 2 independent safety functions	Integrated in module	3 NO per function (6 NO total)	3 solid-state	24 V ⎓	**XPSMP11123**	0.320 *0.71*
	Removable from module	3 NO per function (6 NO total)	3 solid-state	24 V ⎓	**XPSMP11123P**	0.320 *0.71*

Embedded hyperlinks in catalogues

=

direct access to information on the internet

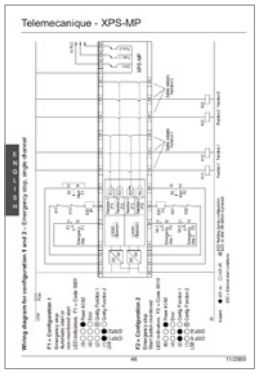

Schemes

> Wiring diagram and Functional Diagram are available on the “e-Shop” via the partnumber.
Click on a partnumber, the hyperlink opens the “e-Shop”

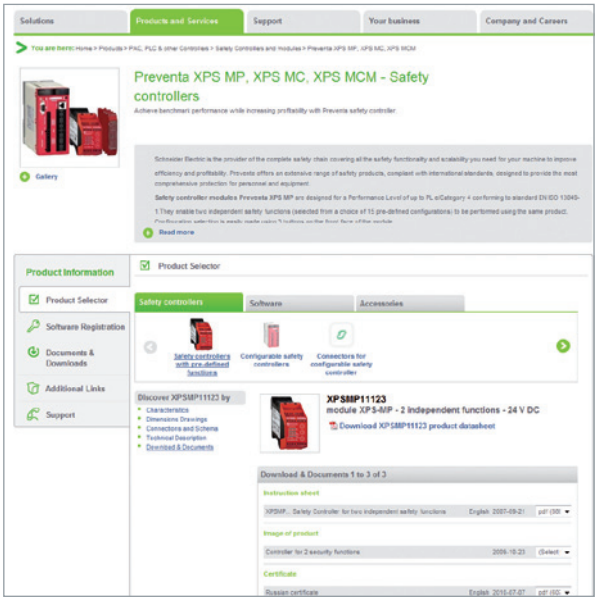

> Click on “Documents & Download”
> Click on “Instruction sheet”

Preventa safety controllers

Type XPSMP

With pre-defined functions

Product reference index

X

XPSMP11123 3

XPSMP11123P 3

More information on
http://www.schneider-electric.com/machinesafety

Schneider Electric Industries SAS

Head Office
35, rue Joseph Monier
F-92500 Rueil-Malmaison
France

The information provided in this documentation contains general descriptions and/or technical characteristics of the performance of the products contained herein. This documentation is not intended as a substitute for and is not to be used for determining suitability or reliability of these products for specific user applications. It is the duty of any such user or integrator to perform the appropriate and complete risk analysis, evaluation and testing of the products with respect to the relevant specific application or use thereof. Neither Schneider Electric nor any of its affiliates or subsidiaries shall be responsible or liable for misuse of the information contained herein.

Design: Schneider Electric
Photos: Schneider Electric

MKTED2140705EN

January 2015