Product data sheet

Specifications

Load center, QO, 1 phase, 16 spaces, 24 circuits, 100A convertible main breaker, PoN, NEMA3R

QO116M100PRB

Product availability: Stock - Normally stocked in distribution facility

Main

Marketing Trade Name	QO
Product Type	Load Center
Cover Type	Surface cover

Complementary

PoN Convertible Mains (lugs)	PoN Convertible Mains (breaker)
Rated Current	100 A
Number of Spaces	16
Max Short Circuit Current Rating	22 kA
Maximum Number of Single Pole Circuits	24
Maximum Number of Tandem Breakers	8
Number of Phases	1 phase 3 wires
Voltage Rating	120/240 V AC
Wire Size	AWG 8...AWG 1 aluminium/copper
Mounting Mode	Vertical
Ground Bar	Grounding bar (ordered separately)
Electrical Connection	Lugs
Busbar Material	Tin plated copper: busbar
Enclosure Material	Welded galvannealed steel
Surface Finish	Baked enamel Gray
Box Number	4R
Height	22.05 in (560 mm)
Width	14.8 in (375 mm)
Depth	4.5 in (115 mm)
Product Weight	19.996 lb(US) (9.070 kg)

Environment

Enclosure Rating	NEMA 3R weatherproof enclosure
Ambient Air Temperature for Operation	23 °F (-5 °C) 104 °F (40 °C)
Product Certifications	UL Listed

Price is “List Price” and may be subject to a trade discount – check with your local distributor or retailer for actual price.

Disclaimer: This documentation is not intended as a substitute for and is not to be used for determining suitability or reliability of these products for specific user applications

Ordering and shipping details

Category	US1DE3A10002
Discount Schedule	DE3A
GTIN	785901604945
Returnability	Yes
Country of origin	US

Packing Units

Unit Type of Package 1	PCE
Nbr. of units in pkg.	1
Package 1 Height	4.5 in (11.5 cm)
Package 1 Width	14.8 in (37.5 cm)
Package 1 Length	22.05 in (56 cm)
Package weight(Lbs)	15.0003 lb(US) (6.804 kg)

Contractual warranty

Warranty (in months)	18

Environmental Data

Schneider Electric aims to achieve Net Zero status by 2050 through supply chain partnerships, lower impact materials, and circularity via our ongoing “Use Better, Use Longer, Use Again” campaign to extend product lifetimes and recyclability.

Environmental Data explained

How we assess product sustainability

Environmental footprint

Total lifecycle Carbon footprint	**52 kg CO2 eq.**
Carbon footprint of the manufacturing phase [A1 to A3]	**49 kg CO2 eq.**
Carbon footprint of the distribution phase [A4]	**2 kg CO2 eq.**
Carbon footprint of the installation phase [A5]	**0 kg CO2 eq.**
Carbon footprint of the use phase [B2, B3, B4, B6]	**0.1 kg CO2 eq.**
Carbon footprint of the end-of-life phase [C1 to C4]	**0.7 kg CO2 eq.**
Environmental Disclosure	**Product Environmental Profile**

Use Better

Materials and Substances

Packaging made with recycled cardboard	**No**
Packaging without single use plastic	**No**
EU RoHS Directive	**Compliant By Exemption**
REACh Regulation	**Reference contains Substances of Very High Concern above the threshold**
California proposition 65	**WARNING: This product can expose you to chemicals including: Lead and lead compounds, which is known to the State of California to cause cancer and birth defects or other reproductive harm. For more information go to www.P65Warnings.ca.gov**

Use Longer

Lifetime extension

Repair	**No**

Use Again

Repack and remanufacture

Recyclability potential, in %	**88**
Circularity Profile	**No need of specific recycling operations**
Take-back	**No**

Technical Illustration

Dimensions

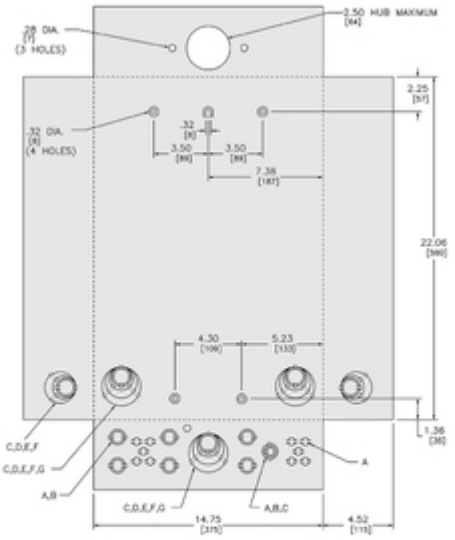

KNOCKOUTS							
SYMBOL	A	B	C	D	E	F	G
IN	.50	.75	1.00	1.25	1.50	2.00	2.50
MM	13	19	25	32	38	51	64

in.
[mm]

WHEN MONTING THESE LOAD CENTERS,
ALLOW 1.25 INCHES OF CLEARANCE ON HINGED SIDE FOR THE DOOR TO OPEN.

ALL DIMENSIONS ARE APPROXIMATE.
ALSO REFER TO TECHNICAL DRAWINGS AND DOCUMENTATION.

Technical Illustration

Wiring diagram

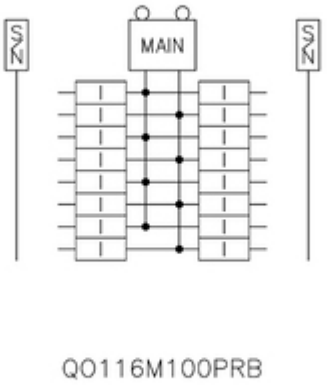

Image of product / Alternate images

Alternative