Product data sheet

Specifications



Transformer, dry type, DOE 2016, 30kVA, 3 phase, 600V delta primary, 208Y/120V secondary, 18M, 150C rise

EXN30T65H

Product availability: Stock - Normally stocked in distribution facility

Main

Range of Product	Square D
Product or Component Type	Transformer
Device short name	DOE 2016
Transformer type	Energy efficient
Device Application	Low voltage electrical distribution

Complementary

Box number	18M
Phase	3 phase
Rated operational power in VA	30 kVA
Network Frequency	60 Hz
Type of cooling	Natural convection
Primary Voltage	600 V delta
Number of tap-offs	2 2.5 % FCAN 4 2.5 % FCBN
Primary operational current	28.87 A 83.27 A 30 kVA
Secondary voltage	208Y/120 V
Coil Material	Aluminium
Basic IMP level (BIL)	10 kV
Temperature Rise	150 °C 220 °C insulated
DOE Efficiency	98.28 % at 35 % load factor , 167 °F (75.0 °C)
Sound Level	6 dB NEMA ST-20 39 dB
%IZ	3.70 %
%IX	1.61 %
X/R Ratio	0.53
Inrush current	399 A
Let Through Current	2.25 kA
Transformer Losses	83 no load (core loss) 1013 load loss (coil loss)

Price is “List Price” and may be subject to a trade discount – check with your local distributor or retailer for actual price.

Disclaimer: This documentation is not intended as a substitute for and is not to be used for determining suitability or reliability of these products for specific user applications

Transformer BTU/HR	379 16.6 % 499 25 % 1147 50 % 2227 75 % 3740 100 %
Height	28.3 in (719 mm)
Depth	24.7 in (627 mm)
Width	25.5 in (648 mm)
Product Weight	323.99 lb(US) (146.96 kg)
Mounting support	Floor Floor, with 7400FMB Ceiling, with 7400CMB18M19M20M Wall, with 7400WMB18M19M20M
Degree of protection	UL type 2 UL type 3R, with 7400WS18M19M20M
Electrical connection	2 Hole Nema Pad primary 0.4 in (11.1 mm) 2 Hole Nema Pad secondary 0.4 in (11.1 mm) 4 Hole Nema Pad sec - XO 0.4 in (11.1 mm)
Number of mounting holes	4 Ø: 0.5 in (13 mm)

Environment

Ambient Air Temperature for Operation	104 °F (40 °C)
Average ambient air temperature for operation	30 °C
Standards	UL 1561 CSA C22.2 No 47 NEMA ST-20

Ordering and shipping details

Category	US1PE2X16256
Discount Schedule	PE2X
GTIN	785901393016
Returnability	Yes
Country of origin	MX

Packing Units

Unit Type of Package 1	PCE
Nbr. of units in pkg.	1
Package 1 Height	28.3 in (71.9 cm)
Package 1 Width	25.5 in (64.8 cm)
Package 1 Length	24.7 in (62.7 cm)
Package weight(Lbs)	395.0004 lb(US) (179.169 kg)

Contractual warranty

Warranty (in months)	18

Environmental Data

Schneider Electric aims to achieve Net Zero status by 2050 through supply chain partnerships, lower impact materials, and circularity via our ongoing “Use Better, Use Longer, Use Again” campaign to extend product lifetimes and recyclability.

Environmental Data explained

How we assess product sustainability

Environmental footprint

Total lifecycle Carbon footprint	**12 777 kg CO2 eq.**
Carbon footprint of the manufacturing phase [A1 to A3]	**982 kg CO2 eq.**
Carbon footprint of the distribution phase [A4]	**28 kg CO2 eq.**
Carbon footprint of the installation phase [A5]	**0 kg CO2 eq.**
Carbon footprint of the use phase [B2, B3, B4, B6]	**11 454 kg CO2 eq.**
Carbon footprint of the end-of-life phase [C1 to C4]	**314 kg CO2 eq.**
Environmental Disclosure	**Product Environmental Profile**
Declare	**Red list free**

Use Better

Materials and Substances

Packaging made with recycled cardboard	**Yes**
Packaging without single use plastic	**Yes**
EU RoHS Directive	**Compliant**
REACh Regulation	**Free of Substances of Very High Concern above the threshold**
California proposition 65	**WARNING: This product can expose you to chemicals including: Phenyl Glycidyl Ether, which is known to the State of California to cause cancer and birth defects or other reproductive harm. For more information go to www.P65Warnings.ca.gov**
Halogen content performance	**Halogen free plastic parts product**
PVC free	**Yes**

Use Longer

Lifetime extension

Repair	**No**

Use Again

Repack and remanufacture

Recyclability potential, in %	**95**
Circularity Profile	**No need of specific recycling operations**
Take-back	**No**

WEEE Label	The product must be disposed on European Union markets following specific waste collection and never end up in rubbish bins.

Technical Illustration

Dimensions

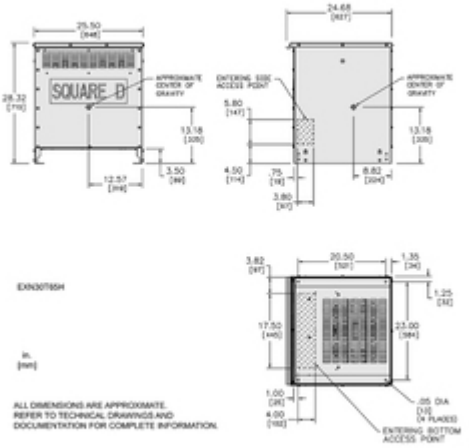

Technical Illustration

Wiring diagram

IN EACH PHASE CONNECT TO TAPS	
PRIMARY VOLTS	2-2.5% FCAN 4-2.5% FCBN
630	1
615	2
600	3
585	4
570	5
555	6
540	7

NOTE: ACTUAL VOLTAGES & NAMEPLATE VALUES MAY NOT MATCH VOLTAGE IN TABLE

EXN30T65H

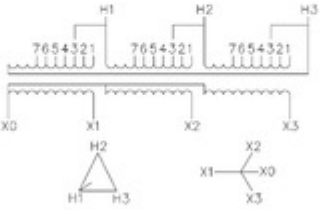

REFER TO TECHNICAL DRAWINGS AND DOCUMENTATION FOR COMPLETE INFORMATION