Product data sheet

Specifications

Loadcentre, QO, 1 phase, 12 spaces, 24 circuits, 100A main lugs, PoN, NEMA1, gnd bar, combo cover, CSA

CQO112L100PGC

Product availability: Stock - Normally stocked in distribution facility

Main

Marketing Trade Name	QO
Product Type	Load Center
Cover Type	Combination flush/surface cover
Installation Orientation	Vertical
Provided Equipment	Grounding bar

Complementary

Tightening Torque	Main lugs 50 lb.in, AWG 6...AWG 2/0, aluminium/copper
PoN Convertible Mains (lugs)	PoN Convertible Mains (lugs)
Rated Current	100 A
Number of Spaces	12
Max Short Circuit Current Rating	65 kA
Maximum Number of Single Pole Circuits	24
Maximum Number of Tandem Breakers	12
Number of Phases	1 phase
Voltage Rating	240 V AC
Wire Size	AWG 14...AWG 1/0 copper AWG 12...AWG 1/0 aluminium
Ground Bar	Grounding bar included (not installed)
Electrical Connection	Lugs
Busbar Material	Tin plated copper: busbar
Enclosure Material	Welded sheet steel
Surface Finish	Baked enamel Gray
Height	17.9 in (455 mm)
Width	14.3 in (362 mm)
Depth	3.7 in (95 mm)
Product Weight	25.0004 lb(US) (11.340 kg)

Environment

Enclosure Rating	NEMA 1 indoor enclosure

Price is “List Price” and may be subject to a trade discount – check with your local distributor or retailer for actual price.

Disclaimer: This documentation is not intended as a substitute for and is not to be used for determining suitability or reliability of these products for specific user applications

Ambient Air Temperature for Operation	23 °F (-5 °C) 104 °F (40 °C)
Product Certifications	CSA

Ordering and shipping details

Category	US1DE3A00156
Discount Schedule	DE3A
GTIN	785901970774
Returnability	Yes

Packing Units

Unit Type of Package 1	PCE
Nbr. of units in pkg.	1
Package 1 Height	19.750 in (50.165 cm)
Package 1 Width	5.250 in (13.335 cm)
Package 1 Length	15.812 in (40.162 cm)
Package weight(Lbs)	25.0004 lb(US) (11.34 kg)

Contractual warranty

Warranty (in months)	18

Environmental Data

Schneider Electric aims to achieve Net Zero status by 2050 through supply chain partnerships, lower impact materials, and circularity via our ongoing “Use Better, Use Longer, Use Again” campaign to extend product lifetimes and recyclability.

Environmental Data explained

How we assess product sustainability

Environmental footprint

Total lifecycle Carbon footprint	**87 kg CO2 eq.**
Carbon footprint of the manufacturing phase [A1 to A3]	**82 kg CO2 eq.**
Carbon footprint of the distribution phase [A4]	**4 kg CO2 eq.**
Carbon footprint of the installation phase [A5]	**0 kg CO2 eq.**
Carbon footprint of the use phase [B2, B3, B4, B6]	**0.1 kg CO2 eq.**
Carbon footprint of the end-of-life phase [C1 to C4]	**1 kg CO2 eq.**
Environmental Disclosure	**Product Environmental Profile**

Use Better

Materials and Substances

Packaging made with recycled cardboard	**No**
Packaging without single use plastic	**No**
EU RoHS Directive	**Compliant By Exemption**
REACh Regulation	**Reference contains Substances of Very High Concern above the threshold**
California proposition 65	**WARNING: This product can expose you to chemicals including: Lead and lead compounds, which is known to the State of California to cause cancer and birth defects or other reproductive harm. For more information go to www.P65Warnings.ca.gov**

Use Longer

Lifetime extension

Repair	**No**

Use Again

Repack and remanufacture

Recyclability potential, in %	**88**
Circularity Profile	**No need of specific recycling operations**
Take-back	**No**
WEEE Label	**The product must be disposed on European Union markets following specific waste collection and never end up in rubbish bins.**

Technical Illustration

Dimensions

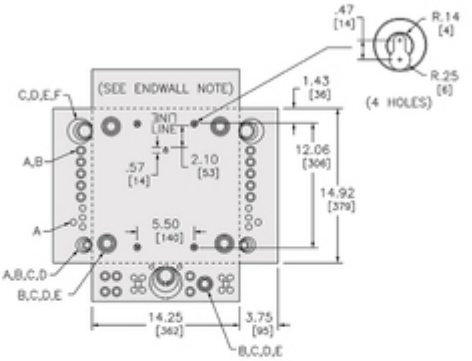

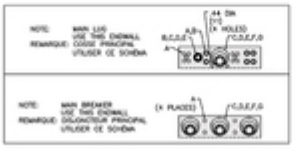

KNOCKOUTS DÉBOUCHURES		
SYMBOL SYMBOLE	CONDUIT CONDUIT	SIZE TAILLE
	IN	MM
A	.50	13
B	.75	19
C	1.00	25
D	1.25	32
E	1.50	38
F	2.00	51
G	2.50	64

Technical Illustration

Wiring diagram

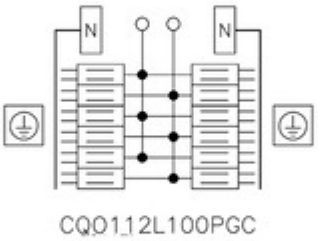

Image of product / Alternate images

Alternative

PME
EMI