Catalog | June 2024

Harmony XB4 metal

Control and signaling units

www.se.com

Life Is On | Schneider Electric

Harmony

Discover Harmony

Advanced operator interface and industrial relays

Harmony operator interface and industrial relays enhance operational efficiency and equipment availability across industrial and building applications. **Harmony** includes intelligent connected products and edge terminals that visualize, gather and process data, enabling informed operator decisions

Explore our offer

- Harmony Push Buttons and Switches
- Harmony HMI Operator Terminals, IPC and EdgeBox
- Harmony Signaling Devices
- Harmony Electrical Relays
- Harmony Safety

Life Is On | Schneider Electric

Quick access to product information

Get technical information about your product



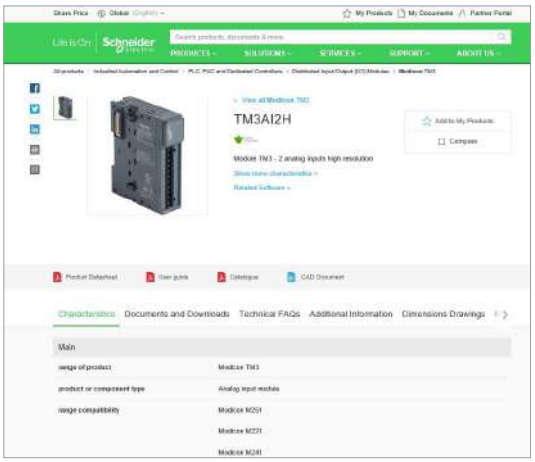

Each commercial reference presented in a catalog contains a hyperlink. Click on it to obtain the technical information of the product:

- Characteristics, Dimensions and drawings, Mounting and clearance, Connections and schemas, Performance curves
- Product image, Instruction sheet, User guide, Product certifications, End of life manual

Find your catalog

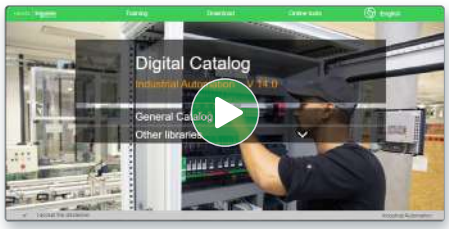

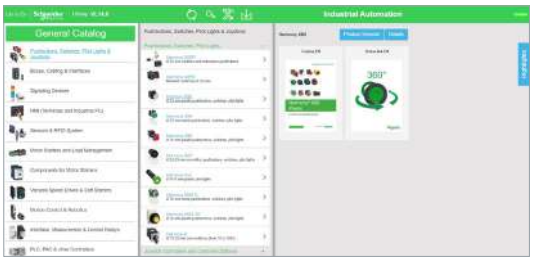

> With just 3 clicks, you can access the Industrial Automation and Control catalogs, in both English and French
> Consult digital automation catalogs at Digi-Cat Online

- Up-to-date catalogs
- Embedded product selectors, 360° pictures
- Optimized search by commercial references

Select your training

> Find the right Training for your needs on our Global website
> Locate the training center with the selector tool, using this link

Life Is On | Schneider Electric

General contents

Harmony XB4 metal

■ **General presentation** ..... *page 3*

■ **Presentation**

□ Presentation, installation, and environment ..... *page 12*

Selection guide ..... ***page 14***

■ **Description**

□ Complete units, XB4B and XB4F ..... *page 16*

□ Sub-assemblies, ZB4B and ZB4F ..... *page 20*

■ **Installation**

□ Contact mounting - Contact sequence ..... *page 28*

■ **References for diameter 22 mm mounting**

□ Spring return pushbuttons, unmarked and with marking ..... *page 33*

□ Illuminated pushbuttons, spring return

- With Universal LED and BA9s base fitting ..... *page 37*

□ Multiple-headed pushbuttons, spring return ..... *page 41*

□ Mushroom head pushbuttons, spring return and latching ..... *page 44*

□ Emergency stop and Emergency switching off functions ..... *page 46*

□ Illuminated rings and circular yellow legends for Emergency stop ..... *page 48*

□ Illuminated Emergency switching off function and circular yellow legends ..... *page 49*

□ Accessories for pushbuttons ..... *page 50*

□ Large head pushbuttons with integrated bellows ..... *page 53*

□ Pushbuttons and illuminated pushbuttons, push-push ..... *page 55*

□ Selector switches

- With standard handle and long handle ..... *page 56*
- Key switches, toggle switches, and with knurled knob ..... *page 58*
- Illuminated, with standard handle and Universal LED ..... *page 61*

□ Pilot lights

- With Universal LED and BA9s base fitting ..... *page 63*
- Push-to-test pilot light ..... *page 66*

□ Specific functions

- Manual overload reset pushbuttons, potentiometers ..... *page 67*
- Timers, hour counters, annunciators, USB/RJ45 ports, fuse carrier, and basic displays ..... *page 68*
- Joystick controllers and wobblesticks ..... *page 69*

□ Accessories

- For heads ..... *page 70*
- Legends, legend holders, legend plates ..... *page 72*

■ **References for diameter 30 mm, flush mounted**

□ Flush mounted spring return pushbuttons, unmarked and with marking ..... *page 81*

□ Flush mounted illuminated pushbuttons, spring return

- With Universal LED ..... *page 84*

□ Flush mounted pushbuttons with push-push, illuminated and non-illuminated ..... *page 87*

□ Flush mounted selector switches

- With standard handle and long handle ..... *page 89*
- Key switches, and with knurled knob ..... *page 91*
- Illuminated, with standard handle and Universal LED ..... *page 93*

□ Flush mounted pilot light with Universal LED ..... *page 95*

□ Accessories

- For heads ..... *page 96*
- Legends, legend holders, legend plates ..... *page 97*

■ **Common components and accessories**

□ Body/contact assemblies and light blocks ..... *page 101*

■ **Product reference index** ..... *page 116*

Control and signaling units

Pushbuttons, switches, and pilot lights

Life Is On | Schneider Electric

Control and signaling units

Harmony XB4 metal
Pushbuttons, switches, and pilot lights

The Harmony range of metal pushbuttons, switches, and pilot lights offers a combination of easy installation, flexibility, and robustness to address the majority of industrial applications. It provides one of the most comprehensive product ranges on the market.

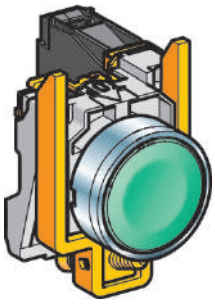

Complete unit for repeat orders XB4BA31

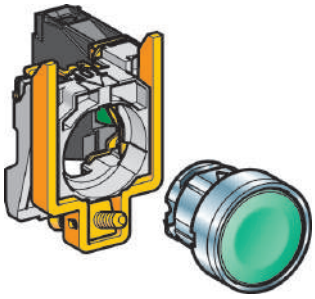

Sub-assembly (for additional flexibility) ZB4BZ101 + ZB4BA3

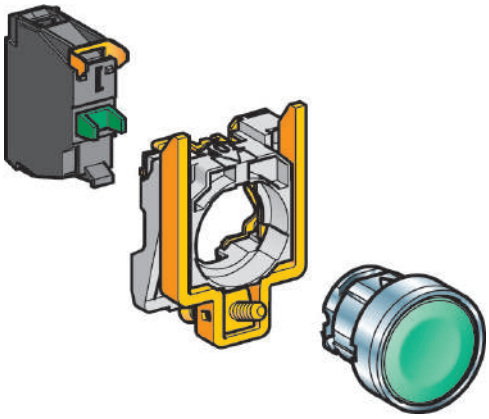

Basic elements (for optimum flexibility) ZBE101 + ZB4BZ009 + ZB4BA3

A single provider

Our team of experts understands the needs of our customers in terms of their processes and applications. The Harmony ranges are available globally wherever you need them.

The confidence of a market leader

- More than 50 years' experience designing switches, pushbuttons, and pilot lights
- A global network of partners and distributors you know and trust
- Worldwide product availability with over 17,000 points of sale in more than 100 countries

A global network of partners you can rely on to support customized end-to-end solutions

Control and signaling units

Harmony XB4 metal
Pushbuttons, switches, and pilot lights

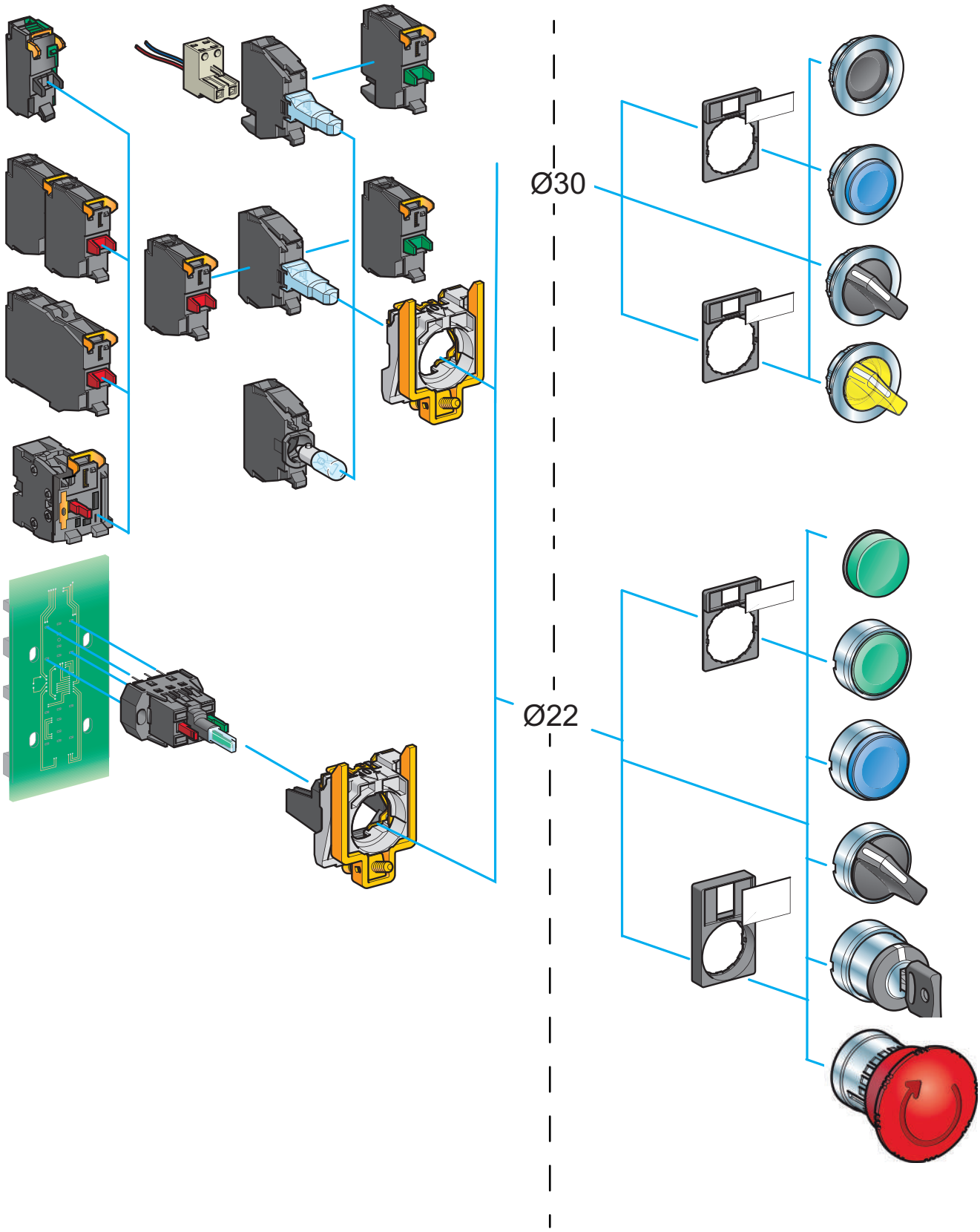

Control and signaling units

Harmony XB4 metal
Pushbuttons, switches, and pilot lights

360° view
Click on the image for 3D view

Customized products

Modern design

Harmony delivers an innovative and ergonomic design that allows easy operation and improves the look and feel of your control panels and machines.

Improved reliability of panels, machines, and processes

> The flush mounting solution addresses the market demands for ergonomic design and aesthetics
- Built-in flush pushbuttons
- Flush mounting kit accessories

> Pushbuttons and switches with a vibrant color pallet

A touch of style for your electrical panels

> Innovative design without compromise on cost
> Better perceived quality of your machines and panels
> A clearer view of control features

> Define your own style with powerful customization options

> Markings on pushbutton, illuminated pushbuttons, and pilot lights caps
> Markings on the bezel for all built-in flush products
> Markings on accessories, like legend plates and legend panels

Control and signaling units
Harmony XB4 metal
Pushbuttons, switches, and pilot lights

Emergency stop pushbutton with illuminated ring

NC monitoring contact block

Harmony XB4 metal, Explosive atmosphere offer

Operational efficiency

The Harmony XB4 range offers innovative features for ease-of-use to make an operator's work simpler and more efficient.

Improved operator efficiency

- Illuminated Emergency stop pushbutton solutions that help you quickly find the E-stop button responsible for production downtime
- Robust illuminated and non-illuminated buzzers providing water resistance up to IP66, IP67, IP69, and IP69K
- High brightness and full-surface illumination of pushbuttons and selector switches
- Dedicated offer for explosive atmospheres

Lower safety risk and less machine downtime

- Monitoring of the Emergency stop head connection with the NC safety monitoring contact block reduces human error during maintenance or installation of the machine
- Integration of two functions in one to keep existing cabling and avoid extra connection risks
- Dedicated offer for explosive atmospheres



Universal LED block for all illuminated functions

Harmony has streamlined the structure of pilot lights and actuators using LEDs by moving from 6 colored LEDs to a universal light source.

A unique technology that leads to the best lighting solution

- Reduces the number of stocked part numbers by a factor of 6 (for a given wiring and voltage solution)
- Offers astonishing intensity and contrast with enhanced color purity
- Reduces design and installation time
- Simplifies maintenance
- Avoids pairing errors between heads and light blocks thanks to simplified nomenclatures



The Universal LED light blocks are now identifiable in the catalog with the logo below as well as physically on the product with the two letters ''UN''.

UN
Universal
for all color heads

Control and signaling units

Harmony XB4 metal
Pushbuttons, switches, and pilot lights

Standard screw-in blocks

Compact push-in blocks



Productivity and aesthetic efficiency

Harmony is the first range on the market to introduce compact and stackable contact blocks including push-in technology, fully compatible with the Harmony XB4 units.

Innovative products for benefits never seen before

- Save installation cost by reducing wiring time
- No tool required when inserting cables
- Save maintenance cost by avoiding re-tightening campaigns
- Improve aesthetic with slim panels thanks to compactness
- Extend scope of applications with more configuration options
- No compromise on performance or robustness

Affordable

Harmony delivers simplicity and efficiency while helping to keep your costs down.

Increasing operator efficiency

- USB and RJ45 ports for a simple, effective way to connect a PC or USB
- Timer for simple adjustment of your machine's time settings
- 3-phase pilot lights mounted in a single 30 mm *(1.181 in.)* diameter hole
- Potentiometer with integrated resistor
- Yellow illuminated functions
- Small displays in a diameter 22 mm *(0.866 in.)* hole for quicker mounting

USB port

RJ45 port

Timer

3-phase indicator

Complete potentiometer

Buzzer

Basic display

Mounting options for easy access to functions on the front panel

Legend panel

Legend panels that help simplify installation

- Hole positions are clearly identified and aligned on the legend panels
- Just stick the legend panel on your operator interface surface and punch the hole where indicated
- Save up to 75% of installation time compared with conventional hole alignment methods

Control and signaling units
Harmony XB4 metal
Pushbuttons, switches, and pilot lights

Compatible with control stations and enclosures

The Harmony XB4 range is compatible with a wide range of control stations and enclosures:

- XAPD: standard gray metal box (RAL7035)
- XAPK: yellow metal station for Emergency stop application (RAL1004)
- XAPO: orange metal station (RAL2008)
- XAPG: gray metal box (RAL7032) for North America standards (NPT cable glands)
- XAPE: metal pre-drilled front plate
- XAWG/XAWF: plastic and metal box for ATEX dust environment with XB4 EX

XAPD

XAPK

XAPO

XAPG

XAPE

XAWG

XAWF

Control and signaling units

Harmony XB4 metal
Pushbuttons, switches, and pilot lights

Product Selector

Online digital selector
Click to open the selector

Digi-Cat
Click to download Digi-Cat

Simple selection

Harmony XB4 delivers a comprehensive range of products that enable simple selection to help minimize your costs right from the begining.

Digital tools help you select the right product and customize it to meet your needs

> Digi-Cat, for easy, up-to-date access to the PDF catalogs
> Online digital selector to help you find the right reference for your application and customize your product

Easy to convert from standard to flush mounted pushbuttons

> Harmony XB4 pushbuttons offer the flexibility to convert from standard to flush mounting versions by simply changing a single letter in the product reference.

Example:

ZB4BA3



Standard mounting



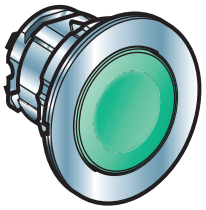

Flush mounting

ZB4FA3

Control and signaling units
Harmony XB4 metal
Pushbuttons, switches, and pilot lights

The secret of robustness
Click to open video (46 sec)

IP69 **Robust performance even in harsh environments**

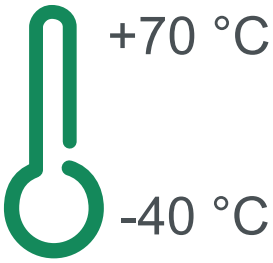

Robustness

Harmony XB4 delivers extremely robust performance even in severe environments.

Improved reliability of panels, machines, and processes

> Sealing effectiveness rated up to IP66, IP67, IP68, IP69, IP69K, and type 4X
> High impact resistance up to IK06 rating
> Operating temperature ranging from -40 to +70 °C/*-40 to +158 °F*
> Compliance with international standards (IEC, UL, CCC, EAC, JIS)
> Marine certified (BV, LROS, BDNV, GL)

High electrical performance

> Contacts and heads designed to prevent vibration, helping to ensure secure mounting and wiring
- Choose from standard, low-load, and high-power electrical contacts

Lower maintenance

> Harmony pushbuttons are designed to perform up to 10 million operations.
- This represents more than 1,000 operations a day for 27 years.

Control and signaling units

Harmony XB4 metal
Pushbuttons, switches, and pilot lights

Marine environment
Click to open video (42 sec)

Adapted to your applications, segments, and operating environments

Harmony offers a unique and unrivalled depth of range delivering products adapted to your applications, segments, and operating environments.

Material working

Packaging

Pumping

Consumer packaged goods

Water & waste water

Oil & Gas

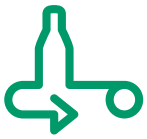

Material handling

Control and signaling units

Harmony XB4 metal

Pushbuttons, switches, and pilot lights

Harmony XB4 range of control and signaling units for Ø 22 mm/0.866 in. mounting

Harmony XB4 flush mounted control and signaling units for Ø 30 mm/1.181 in. mounting

Presentation

The Harmony® XB4 metal range of modular control and signaling units combines simplicity of installation, flexibility, and robustness. It meets the requirements of the majority of industrial applications. These units are either available as complete products or separate components for customer assembly.

This range includes:

■ Pushbuttons, selector/key switches, Emergency stop functions, and multiple-headed pushbuttons designed for parameter settings, adjustments, and start/stop control of machines and installations

■ Pilot lights, illuminated pushbuttons, illuminated selector switches, and illuminated Emergency stop functions designed for visual signaling

■ Various accessories including:

□ Flush mounting kits:
- redesigned, improving the look of the control panel
- quick and easy installation in a 30 mm/*1.181 in.* hole making it compatible with 22 mm/*0.866 in.* devices
- a cost-effective solution, as the control devices and the operating modes of the machine do not change

□ Other accessories: protective covers, legends and legend holders, pushbutton caps, boots, bulbs, etc.

The pushbutton and switch control offer (illuminated and non-illuminated) is both broad and comprehensive:

■ Pushbuttons, spring return with flush push, projecting push, recessed push, booted flush push, or mushroom head
■ Emergency stop pushbuttons with 3 types of head: push-pull, turn to release, and key release
■ Pilot lights and illuminated pushbuttons with Universal LED and BA9s base fitting bulbs
■ Selector switches with different types of operator: standard handle, long handle, knurled knob, or key
■ Choice of heads: circular, double-head/triple-head rectangular, or toggle
■ Colors of push: white, black, green, orange, blue, red, or yellow
■ Connection type: screw clamp connector, Faston connector, push-in terminal, or for printed circuit board
■ Contact blocks for general purpose or specific applications (low current, standard, or high-power switching)
■ Choice of heads to meet the majority of industrial needs: from the most basic pushbuttons and pilot lights, to functions meeting modern machine requirements, such as USB and RJ45 ports
■ Wide choice of accessories and spare parts
■ Other specific functions: complete potentiometer, hour counters, annunciator, or joystick controllers

Innovative complementary offers are also available:

■ Control and signaling units for severe applications
■ Wireless and batteryless pushbuttons
■ Biometric switches

References:
page 32

Control and signaling units

Harmony XB4 metal

Pushbuttons, switches, and pilot lights

Installation

Harmony XB4 products are both simple and quick to install:
- Mounting by a single installer (self-maintaining head in its cut-out)
- Clip-together component system (head, body, contact blocks, and LED)
- Anti-loosening system for screw clamp terminals on contact blocks

Harmony XB4 standard mounting products are installed with or without a notch in a Ø 22 mm/*0.866 in.* hole, thanks to the self-cleavable orientation pin.

For installation of Harmony XB4 standard mounting products

For installation of Harmony XB5 flush mounting products

Harmony XB4 flush mounting products are installed without a notch in a Ø 30 mm/*1.181 in*. hole. This gives flush mounting products the same actuating area as that of standard mounting products, offering optimized ergonomics for operators even when wearing gloves.

Environment

The performance of the Harmony XB4 range meets some of the most demanding international standards and approvals:

- Certified and approved for meeting requirements throughout all continents: EN/IEC, CE marking, UL, CSA, CCC, EAC, JIS, NEMA, and marine approvals
- Protection against ingress of solid objects, dust, and water: IP66, IP67, IP69, IP69K, type 4X
- Operating temperature range from -40 °C to +70 °C/*-40 °F to +158 °F* for outdoor applications
- Shock protection level up to IK06
- High vibration resistance with shakeproof connection screws (periodic retightening unnecessary)

References:
page 32

Control and signaling units

Product type		Pilot lights	Pushbuttons, selector switches, and pilot lights			Biometric switches	Wireless and batteryless pushbuttons	Pushbuttons, selector switches, and pilot lights	Joystick controllers			Pushbuttons, selector switches, and pilot lights	Cam switches
Description of range		■ LED pilot lights	■ Pushbuttons ■ Multiple-headed pushbuttons ■ Emergency stop pushbuttons ■ Selector switches and key switches ■ Illuminated pushbuttons ■ Pilot lights ■ Flush mounted pushbuttons, selector switches, and pilot lights *(1)*			Fingerprint readers 24V ⎓ ■ Stand-alone biometric switches ■ Stand-alone USB biometric switches ■ USB biometric switches dedicated to Schneider HMI *(2)*	■ Wireless and batteryless pushbuttons and rope pull switch ■ Wireless receivers ■ Harmony Hub	■ Pushbuttons ■ Emergency stop and Emergency switching off pushbuttons ■ Selector switches and key switches ■ Illuminated pushbuttons ■ Pilot lights	■ 2- or 4-direction ■ Stay put or spring return			■ Pushbuttons ■ Emergency stop pushbuttons ■ Selector switches and key switches ■ Illuminated pushbuttons ■ Pilot lights	■ Switches ■ Stepping switches ■ Reversing and changeover switches ■ Ammeter switches ■ Voltmeter switches ■ Reversing switches ■ Star-delta and reversing star-delta switches ■ Pole change switches
Features	Products	Monolithic, compact, low consumption	Complete units or sub-assemblies (body + head)			Monolithic	Ready-to-use packs *(3)* and "components" range	Monolithic	Complete units or sub-assemblies (body + head with lever)			Complete units or sub-assemblies (body + head)	Complete units or sub-assemblies (body + front panel + head)
	Bezel	Double insulated	Double insulated *(4)*	Metal, chromium plated, or black	Double insulated	Double insulated, dark gray	Metal, chromium plated, or double insulated, black	Double insulated, dark gray (or white for pilot lights)	Metal, chromium plated		Double insulated, black	Metal, chromium plated, or double insulated, black	
	Shape of head	Circular	Circular, square, or rectangular	Circular	Circular	–	Transmitter with circular head	Circular	Circular			Hexagonal	Square
Drill hole or cut-out for fixing		Ø 8 and Ø 12 mm/ *0.315 and 0.472 in.*	Ø 16 mm/*0.630 in.*	Ø 22 mm/*0.866 in.* Ø 30 mm/*1.181 in.* (for flush mounted control and signaling units)		Ø 22 mm/*0.866 in.*	Ø 22 mm/*0.866 in.*					Ø 30 mm/*1.181 in.*	Ø 16 or Ø 22 mm/*0.630 or 0.866 in.*: series K10 Ø 22 mm/*0.866 in.* and multifixing: series K1/K2 4 holes, 48 or 68 centers: series K30…K150
Degree of protection	Conforming to IEC 60529	IP40 IP65 with seal	IP65	IP66, IP67, IP69, and IP69K		IP65 (control button)	IP65	IP65 (control buttons and pilot lights) IP54 (Emergency switching off pushbuttons)	IP65	IP66	IP65	IP66	IP65: series K10 IP40, IP65 with seal: series K1/K2 IP40: series K30…K150
	Conforming to UL 508 and CSA C22-2 No. 14	–	Enclosure type 4, 4X, and 13			Enclosure type 12	Enclosure type 12	Enclosure type 3 (pushbuttons and Emergency stop) and 4 (pilot lights)	Enclosure type 4, 4X, and 13			Enclosure type 4 and 13 (9001K) Enclosure type 4, 4X, and 13 (9001SK)	–
Cabling		Tags for 2.8 x 0.5 mm/*0.110 x 0.020 in.* connectors or threaded connector	Faston connectors Solder pins for printed circuit boards *(4)* Fast connector socket *(5)*	Push-in terminal connections Screw clamp terminal connections Faston connectors Connector with adapter for printed circuit board		Cable or connectors	Wireless (transmitter) Through cable (receiver)	Screw and captive clamp terminal connections Faston clip connections (pilot lights)	Screw and captive clamp terminal connections				
Mounting	Panel thickness	1…8 mm/ *0.039…0.315 in.*	1…6 mm/*0.039…0.236 in.*				1…6 mm/*0.039…0.236 in.*						0.5…6 mm/*0.020…0.236 in.* (depending on model)
Type references		**XVLA**	**XB6, XB6E**	**XB4**	**XB5**	**XB5S**	**XB5R, XB4R**	**XB7**	**XD4PA**	**XD2GA**	**XD5PA**	**9001K, 9001SK**	**K10, K1, K2, K30, K50, K63, K115, K150**

(1) Flush mounted control and signaling units are available for Harmony XB4 and XB5 ranges only.
(2) Compatible with Harmony iPC, STU, OT, GXO, GT (except GT1000 series), GK, GH, and GTO models.
(3) Wireless and batteryless pushbutton and receiver ready-paired at the factory.
(4) For Harmony XB6 only.
(5) For Harmony XB6E only.

More technical information on www.se.com

Control and signaling units

Harmony XB4 metal

Diameter 22 mm pushbuttons, switches, and pilot lights
Complete units, XB4B

Complete units	Contact functions		
Pushbuttons, spring return, with chromium plated metal bezel	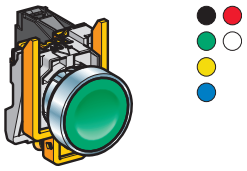 Flush push, unmarked **XB4BA●1/BA42** **see** page 33	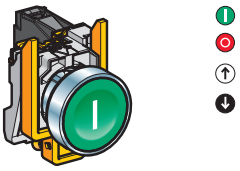 Flush push, with marking **XB4BA●3●●** **see** page 36	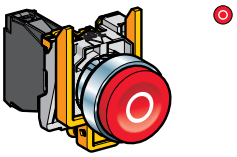 Projecting push, with marking **XB4BL4325** **see** page 36
Pushbuttons, spring return, with chromium plated metal bezel	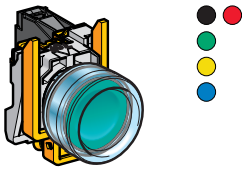 Booted flush push **XB4BP●1/BP42** **see** page 35	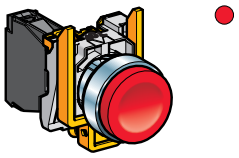 Projecting push, unmarked **XB4BL42** **see** page 34	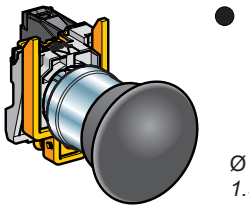 Ø 40 mm/ *1.57 in.* Mushroom head **XB4BC21** **see** page 44
Multiple-headed pushbuttons, spring return, with chromium plated metal bezel	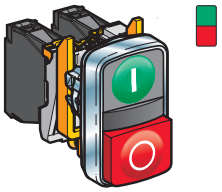 Double-headed **XB4BL73415** **see** page 41	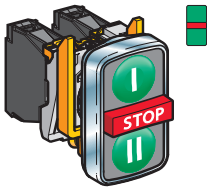 Triple-headed **XB4BA731327/XB4BA711237** **see** page 43	
Emergency stop or Emergency switching off mushroom head pushbuttons, Ø 40 mm/ *1.57 in.*, with chromium plated metal bezel	**Emergency stop trigger action and mechanical latching**		
	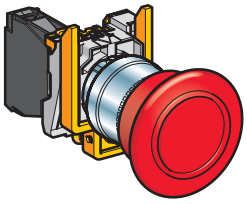 Ø 40 mm/ *1.57 in.* Push-pull (EN/ISO 13850) **XB4BT845** **see** page 46	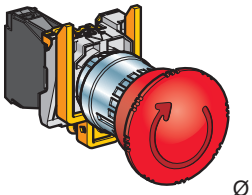 Ø 40 mm/ *1.57 in.* Turn to release (EN/ISO 13850) **XB4BS844●** **see** page 46	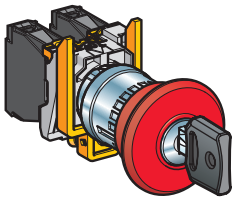 Ø 40 mm/ *1.57 in.* Key release (EN/ISO 13850) **XB4BS9445** **see** page 46
Selector switches and key switches, with chromium plated metal bezel	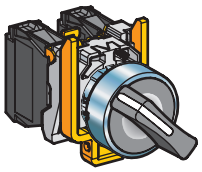 Standard handle, black **XB4BD●●** **see** page 56	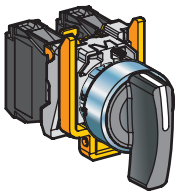 Long handle, black **XB4BJ●●** **see** page 57	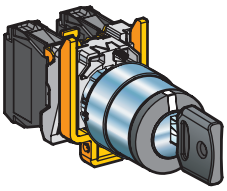 Key switch **XB4BG●●** **see** page 58

Control and signaling units

Harmony XB4 metal

Diameter 22 mm pushbuttons, switches, and pilot lights
Complete units, XB4B

Complete units

Signaling functions

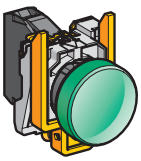

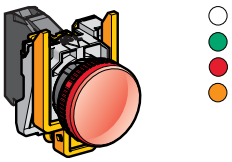
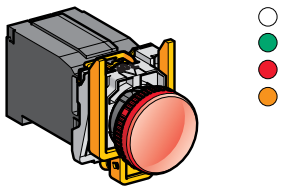

Pilot lights	Universal LED **XB4BVB●/BVG●/BVM●** **see** page 63	For bulb with BA9s base fitting Direct supply **XB4BV6●** **see** page 65	Via integral transformer with secondary **XB4BV3●/BV4●** **see** page 65

Combined functions (contact and signaling)

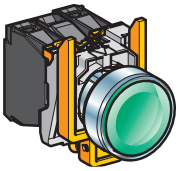

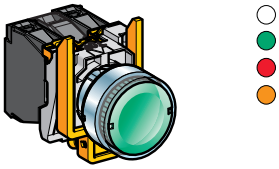
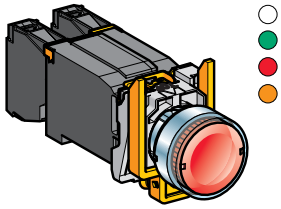

Illuminated pushbuttons, spring return, flush push, chromium plated metal bezel	Universal LED **XB4BW3●B5/BW3●G5/BW3●M5** **see** page 37	For bulb with BA9s base fitting Direct supply **XB4BW3●65** **see** page 40	Via integral transformer **XB4BW3●35/BW3●45** **see** page 40

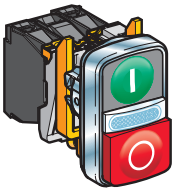

Double-headed pushbuttons + pilot light block, spring return, chromium plated metal bezel	Universal LED **XB4BW73731●5** **see** page 42

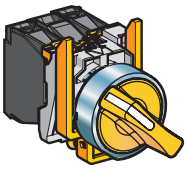

Illuminated selector switches with standard handle, chromium plated metal bezel	Universal LED **XB4BK12●●5, XB4BK13●●5** **see** page 61

Control and signaling units

Harmony XB4 metal

Diameter 30 mm pushbuttons, switches, and pilot lights
Complete units, XB4F flush mounting

Complete units

Contact functions for Ø 30 mm mounting

Pushbuttons, spring return, with chromium plated metal bezel

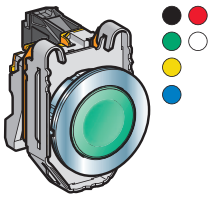

Flush push, unmarked
XB4FA●1/FA42
see page 81

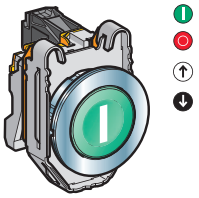

Flush push, with marking
XB4FA●3●●
see page 83

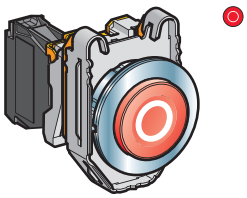

Projecting push, with marking
XB4FL4325
see page 83

Pushbuttons, spring return, with chromium plated metal bezel

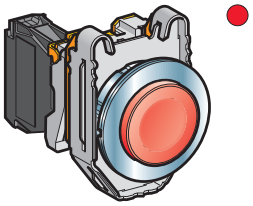

Projecting push, unmarked
XB4FL42
see page 82

Selector switches and key switches, with chromium plated metal bezel

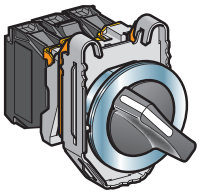

Standard handle, black
XB4FD●●
see page 89

Long handle, black
XB4FJ●●
see page 90

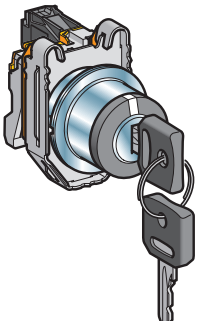

Key switch
XB4FG●●
see page 91

Control and signaling units

Harmony XB4 metal

Diameter 30 mm pushbuttons, switches, and pilot lights
Complete units, XB4F flush mounting

Complete units

Signaling functions for Ø 30 mm mounting

Pilot lights	Universal LED **XB4FVB●/FVG●/FVM●** **see page 95**

Combined functions (contact and signaling) for Ø 30 mm mounting

Illuminated pushbuttons, spring return, flush push, chromium plated metal bezel	Universal LED **XB4FW3●B5/FW3●G5/FW3●M5** **see page 84**



Illuminated selector switches with standard handle, chromium plated metal bezel	Universal LED **XB4FK12●●5, XB4FK13●●5** **see page 93**

Control and signaling units

Harmony XB4 metal

Diameter 22 mm pushbuttons, switches, and pilot lights
Sub-assemblies, ZB4B

Non-illuminated units for user assembly

Contact functions

Body sub-assemblies

Head sub-assemblies, chromium plated or black metal bezel

For pushbuttons, spring return, unmarked

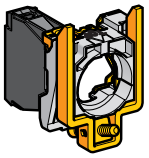

Screw clamp terminals
ZB4BZ10●/BZ141
see page 101

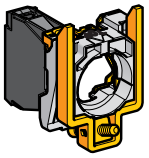

Faston
ZB4BZ10●3
see page 107

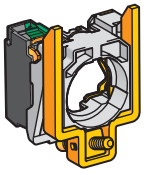

Push-in terminals
ZBE10●5
ZB4BZ10●5
see page 104

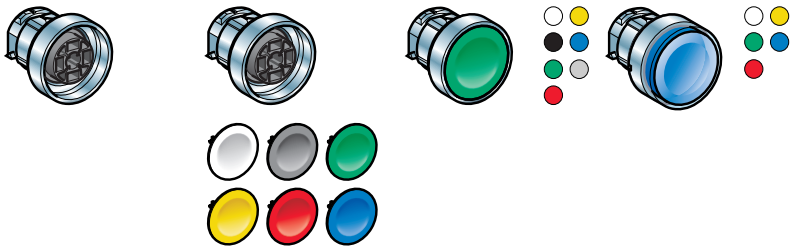

Flush push without cap
ZB4BA0
see page 33

Flush push with set of 6 caps
ZB4BA98
see page 33

Flush push
ZB4BA●
see page 33

Flush push for insertion of legend
ZB4BA●8
see page 33

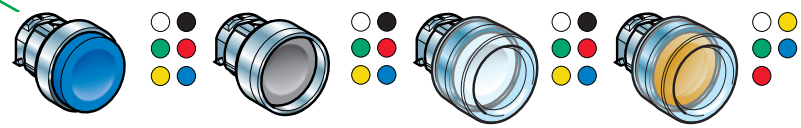

Projecting push
ZB4BL●
see page 34

Recessed push
ZB4BA●6
see page 35

Booted flush/ projecting push
ZB4BP●/BP●S
see page 35

Booted flush push for insertion of legend
ZB4BP●8
see page 35

For pushbuttons, spring return, with marking

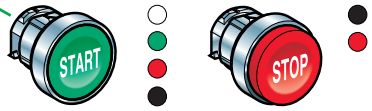

Flush push
ZB4BA●3●/BA●4●
ZB4BA334/335
see page 36

Projecting push
ZB4BL●3●
see page 36

For multiple-headed pushbuttons, spring return

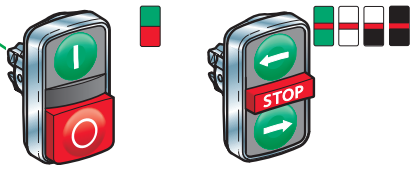

Double-headed pushbuttons
ZB4BA7●●●
ZB4BA79
ZB4BL734●
see page 41

Triple-headed pushbuttons
ZB4BA7313●
ZB4BA711●●
ZB4BA72124
ZB4BA791
see page 43

For "push-push to release" pushbuttons

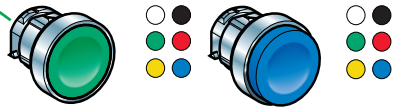

Flush push
ZB4BH0●
see page 54

Projecting push
ZB4BH●
see page 54

Control and signaling units

Harmony XB4 metal

Diameter 22 mm pushbuttons, switches, and pilot lights
Sub-assemblies, ZB4B

Non-illuminated units for user assembly (continued)

Contact functions

Body sub-assemblies

Head sub-assemblies, chromium plated or black metal bezel

For mushroom head pushbuttons

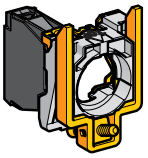

Screw clamp terminals
ZB4BZ10●/BZ141
see page 101

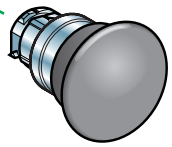

Ø 30 mm/*1.181 in.*
Ø 40 mm/*1.575 in.*
Ø 60 mm/*2.362 in.*

Spring return
ZB4BC●/BR●
see page 44

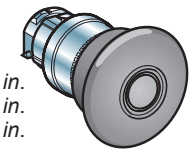

Ø 30 mm/*1.181 in.*
Ø 40 mm/*1.575 in.*
Ø 60 mm/*2.362 in.*

Latching
ZB4B●2/BS●2/BS55
see page 45

For Emergency stop or Emergency switching off mushroom head pushbuttons

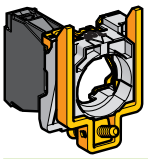

Faston
ZB4BZ10●3
see page 107

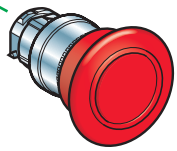

Ø 30 mm/*1.181 in.*
Ø 40 mm/*1.575 in.*
Ø 60 mm/*2.362 in.*

Push-pull (EN/ISO 13850)
ZB4BT84
see page 46



Ø 30 mm/*1.181 in.*
Ø 40 mm/*1.575 in.*
Ø 60 mm/*2.362 in.*

Turn to release (EN/ISO 13850)
ZB4BS8●4
see page 47

Emergency stop trigger action and mechanical latching

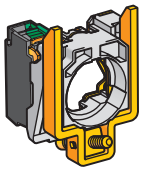

Push-in terminals
ZBE10●5
ZB4BZ10●5
see page 104

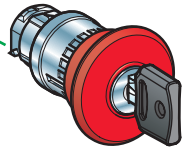

Ø 30 mm/*1.181 in.*
Ø 40 mm/*1.575 in.*
Ø 60 mm/*2.362 in.*

Key release (EN/ISO 13850)
ZB4BS9●4
see page 47

Emergency stop trigger action and mechanical latching

For selector switches and key switches

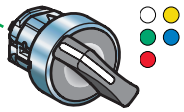

Standard black handle *(1)*
ZB4BD●
see page 56

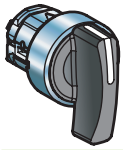

Long black handle *(1)*
ZB4BJ●
see page 57

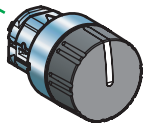

Knurled black knob *(1)*
ZB4BD●9
see page 30

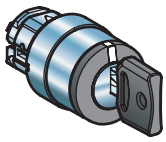

Key switch *(2)*
ZB4BG●●/BG●TEC10
see page 59

(1) Switch handle and knob positions

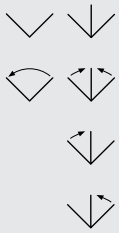

(2) Key switch positions
Key withdrawal positions

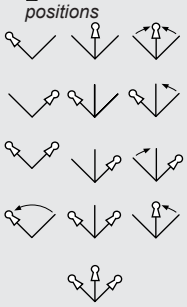

For toggle switches

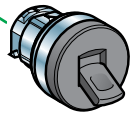

2-position lever *(3)*
ZB4BD●8, see page 30

(3) Lever positions

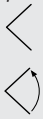

Control and signaling units

Harmony XB4 metal

Diameter 22 mm pushbuttons, switches, and pilot lights
Sub-assemblies, ZB4B

Pilot lights for user assembly

Signaling functions

Body sub-assemblies with Universal LED

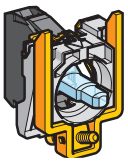

Connection: screw clamp terminals

ZB4BVJ1/BVB1/BVG1/BVM1
see page 109

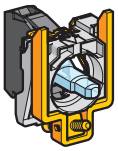

Connection: plug-in connector

ZB4BVB1/BVG1/BVM1

Please contact our Customer Care Center

Head sub-assemblies

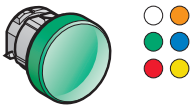

With lens fitted

ZB4BV0●3
see page 64

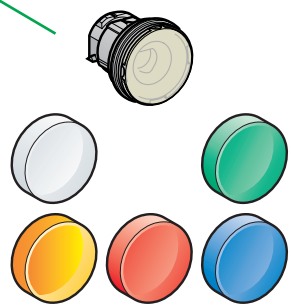

With 5 separate lenses, not fitted

ZB4BV003
see page 64

Body sub-assemblies for BA9S bulb

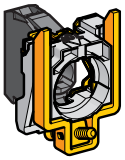

Direct supply
Connection: screw clamp terminals

ZB4BV1
see page 109

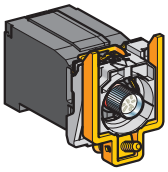

Via integral transformer
Connection: screw clamp terminals

ZB4BV●D●
see page 111

Head sub-assemblies

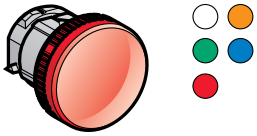

With lens fitted

ZB4BV0●, ZB4BV0●S
see page 65

Schneider Electric

Control and signaling units

Harmony XB4 metal

Diameter 22 mm pushbuttons, switches, and pilot lights
Sub-assemblies, ZB4B

Illuminated pushbuttons for user assembly

Combined functions (contact and signaling)

For illuminated pushbuttons, spring return

Body sub-assemblies with Universal LED

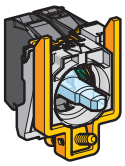

Screw clamp terminals
ZB4BW0B/BW0G/BW0M
see page 108

Plug-in connector
ZB4BW0B
Please contact our Customer Care Center

Head sub-assemblies, chromium plated or black metal bezel

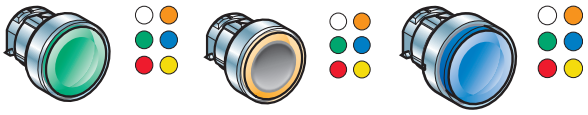

Flush push
ZB4BW3●3
see page 38

Flush push with illuminated ring
ZB4BW9●3
see page 38

Flush push for insertion of legend
ZB4BA●8
see page 38

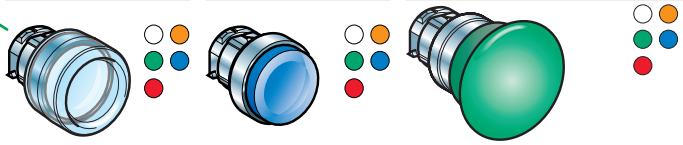

Booted flush push
ZB4BW5●3
see page 38

Projecting push
ZB4BW1●3,
ZB4BW1●3S
see page 39

Mushroom head, spring return
ZB4BW4●3
see page 44

For illuminated double-headed pushbuttons, spring return

Double-headed (flush/flush push) + central pilot light
Double-headed (flush/projecting push) + central pilot light
ZB4BW7A17●●/ZB4BW7A374●/ZB4BW7A9, see page 42
ZB4BW7L374●, see page 42

For illuminated "push-push to release" pushbuttons and illuminated selector switches with standard handle

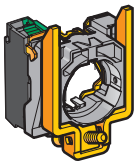

Push-in terminals
ZBV
see page 104

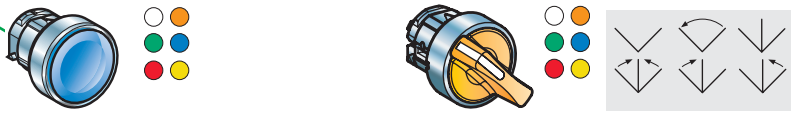

Flush or projecting "push-push to release"
ZB4BH0●3/BH●3
see page 55

Selector switches with standard handle
ZB4BK1●●3
see page 62

For illuminated mushroom head pushbuttons

Mushroom head, latching
ZB4BW6●3
see page 49

Emergency switching off, mechanical latching, push-pull
ZB4BW643
see page 49

For illuminated pushbuttons, spring return

Body sub-assemblies for BA9s bulb

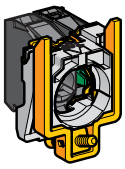

Direct supply or via integral transformer
Screw clamp terminals
ZB4BW0●●●
see page 108

Head sub-assemblies, chromium plated or black metal bezel

Flush push
ZB4BW3●,
ZB4BW3●S
see page 40

Projecting push
ZB4BW1●,
ZB4BW1●S
see page 40

Control and signaling units

Harmony XB4 metal

Diameter 30 mm pushbuttons, switches, and pilot lights
Sub-assemblies, ZB4F flush mounting heads

Non-illuminated units for user assembly

Contact functions for Ø 30 mm mounting

Body sub-assemblies

Head sub-assemblies, chromium plated or black metal bezel

For pushbuttons, spring return, unmarked

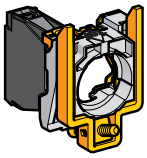

Screw clamp terminals
ZB4BZ10●/BZ141
see page 101

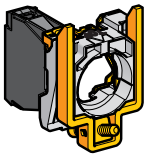

Faston
ZB4BZ10●3
see page 107

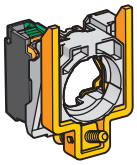

Push-in terminals
ZBE10●5
ZB4BZ10●5
see page 104

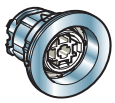

Flush push without cap
ZB4FA0
see page 81

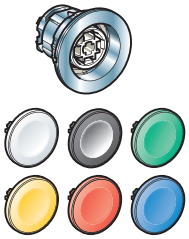

Flush push with set of 6 caps
ZB4FA9
see page 81

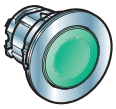

Flush push
ZB4FA●
see page 81

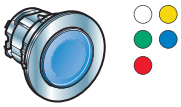

Flush push for insertion of legend
ZB4FA●8
see page 81

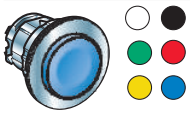

Projecting push
ZB4FL●
see page 82

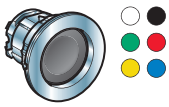

Recessed push
ZB4FA●6
see page 81

For pushbuttons, spring return, with marking

Flush push
ZB4FA●3●/FA●4●
ZB4FA334/335
see page 83

Projecting push
ZB4FL●3●
see page 83

For "push-push to release" pushbuttons

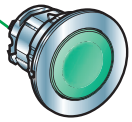

Flush push
ZB4FH0●
see page 87

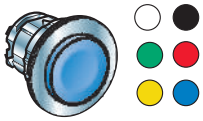

Projecting push
ZB4FH●
see page 87

Control and signaling units

Harmony XB4 metal

Diameter 30 mm pushbuttons, switches, and pilot lights
Sub-assemblies, ZB4F flush mounting heads

Non-illuminated units for user assembly (continued)

For selector switches and key switches

Contact functions for Ø 30 mm mounting

Body sub-assemblies

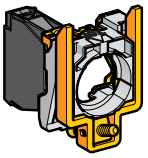

Screw clamp terminals
ZB4BZ10●/BZ141
see page 101

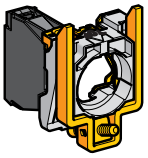

Faston
ZB4BZ10●3
see page 107

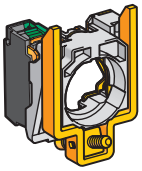

Push-in terminals
ZBE10●5
ZB4BZ10●5
see page 104

Head sub-assemblies, chromium plated or black metal bezel

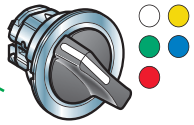

Standard black handle *(1)*
ZB4FD●
see page 89

Long black handle *(1)*
ZB4FJ●
see page 90

Knurled black knob *(1)*
ZB4FD●9
see page 92

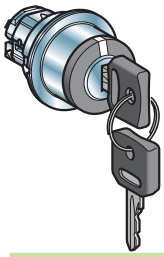

Key switch *(2)*
ZB4FG●●
see page 91

(1) Switch handle and knob positions

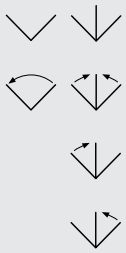

(2) Key switch positions
Key withdrawal positions

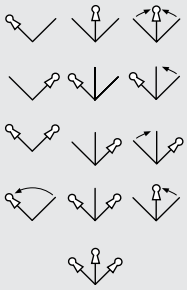

Control and signaling units

Harmony XB4 metal

Diameter 30 mm pushbuttons, switches, and pilot lights
Sub-assemblies, ZB4F flush mounting heads

Pilot lights for user assembly

Signaling functions for Ø 30 mm mounting

Body sub-assemblies with Universal LED

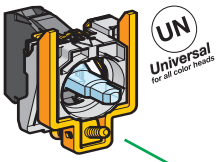

Connection: screw clamp terminals

ZB4BVJ/BVB/BVG/BVM
see page 109

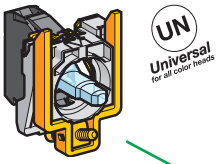

Connection: plug-in connector

ZB4BVB/BVG/BVM

Please contact our Customer Care Center

Head sub-assemblies

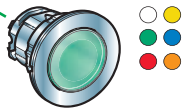

With lens fitted

ZB4FV0●3
see page 95

Control and signaling units

Harmony XB4 metal

Diameter 30 mm pushbuttons, switches, and pilot lights
Sub-assemblies, ZB4F flush mounting heads

Illuminated pushbuttons for user assembly

For illuminated pushbuttons, spring return

For illuminated "push-push to release" pushbuttons and illuminated selector switches with standard handle

Combined functions (contact and signaling) for Ø 30 mm mounting

Body sub-assemblies with Universal LED

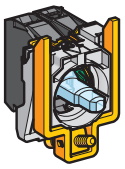

Screw clamp terminals
ZB4BW0B/BW0G/BW0M
see page 108

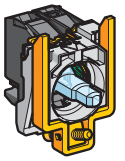

Plug-in connector
ZB4BW0B
Please contact our Customer Care Center

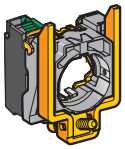

Push-in terminals
ZBV
see page 104

Head sub-assemblies, chromium plated or black metal bezel

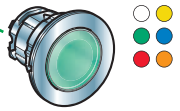

Flush push
ZB4FW3●3
see page 85

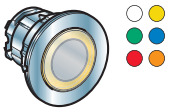

Flush push with illuminated ring
ZB4FW9●3
see page 85

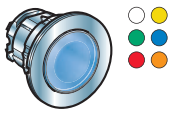

Flush push for insertion of legend
ZB4FA●8
see page 85

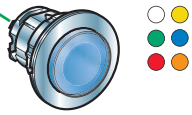

Projecting push
ZB4FW1●3
see page 86

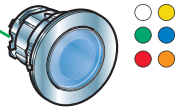

Flush or projecting "push-push to release"
ZB4FH0●3/FH●3
see page 88

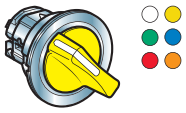

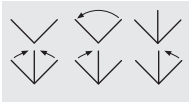

Selector switches with standard handle
ZB4FK1●●3
see page 94

Control and signaling units

Harmony XB4 metal

Contact mounting - Contact sequence for contact blocks with screw clamp terminal or Faston connections

Maximum recommended configurations to help ensure compliance with catalog characteristics

Unit type (complete units XB4B and XB4F, heads ZB4B and ZB4F)		Pushbuttons, spring return XB4BA●, ZB4BA●, XB4FA●, ZB4FA● (except ZB4BA●8 and ZB4FA●8), XB4BC●, ZB4BC●, XB4BL●, ZB4BL●, XB4BP●, ZB4BP●, ZB4BR●, XB4FL●, ZB4FL● Triple-headed pushbuttons XB4BA731327, XB4BA711137, ZB4BA7313●, ZB4BA7111●, ZB4BA72124, ZB4BA791	Double-headed pushbuttons XB4BL73415, ZB4BA712●, ZB4B●734●, ZB4BA79	Illuminated pushbuttons, spring return XB4BW●, ZB4BW●, ZB4BA●8 Double-headed pushbuttons + pilot light block XB4BW73731●5, ZB4BW7A17●●, ZB4BW7●374●, ZB4BW7A9
Solution using single contacts		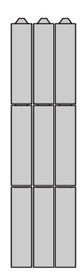	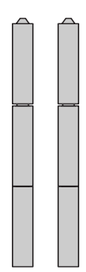	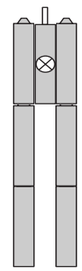
Solution using single and double contacts		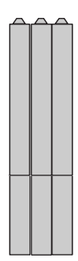	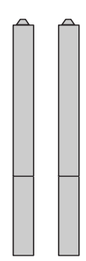	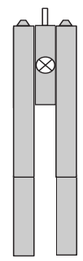
Maximum recommended configurations	Single contacts	9	6	6
	Double contacts + single contacts	3 + 3	2 + 2	2 + 2
	Light block	–	–	1


Single contact


Double contact

Light block

Possible location

Possible configurations for high-power switching contacts *(1) (2)*

High-power switching contact blocks with screw clamp terminal connections: ZBE501, ZBE502, ZBE503, ZBE504, and ZBE505
High-power switching contact blocks with connection by Faston connectors: ZBE50●3

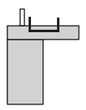	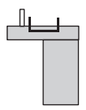	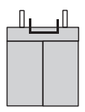
1 NO	1 NC	1 NO + NC 1 NO + NO 1 NC + NC

(1) The configurations are not upgradable and cannot be combined with other types of contact and signaling functions.
(2) High-power switching contacts are not compatible with Harmony triple-headed pushbuttons.

Emergency stop or Emergency switching off XB4BT●, ZB4BT●, XB4BS●, ZB4BS●	Selector switches ■ Standard handle XB4BD●, ZB4BD●, XB4FD●, ZB4FD● ■ Long handle XB4BJ●, ZB4BJ●, XB4FJ●, ZB4FJ● ■ Knurled knob ZB4BD●9, ZB4FD●9 ■ Key switch XB4BG●, ZB4BG●, XB4FG●, ZB4FG●			Illuminated selector switches, standard handle XB4BK●, ZB4BK●, XB4FK●, ZB4FK●	Toggle switches ZB4BD●8	Pushbuttons, push-push ZB4BH●, ZB4FH●	Illuminated pushbuttons, push-push ZB4BH●3, ZB4FH●3
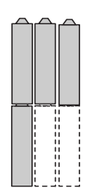	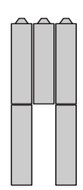	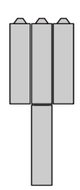	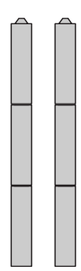	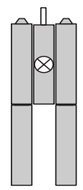	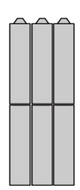	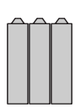	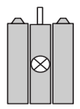
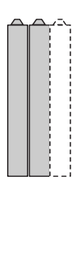	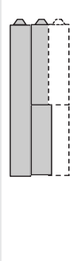	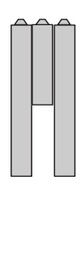	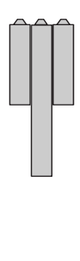	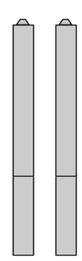	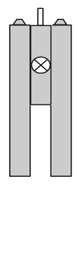	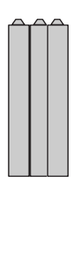	–	–
4	4	5	4	6	4	6	3	2
2 + 0	1 + 2	2 + 1	1 + 2	2 + 2	2 + 0	3 + 0	–	–
–	–	–	–	–	1	–	–	1

Sequence of contacts on selector switch bodies

Unit type			Selector switches														
			2-position						3-position								
			315°			45°			315°			0°			45°		
Head operator	Position	Not activated							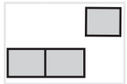								
		Activated															
	Contact location		L	C	R	L	C	R	L	C	R	L	C	R	L	C	R
ZBE contacts	NO		□	□	□	■	■	■	■	■	□	□	□	□	□	■	■
	NC		■	■	■	□	□	□	□	□	■	■	■	■	■	□	□

L left, C center, R right
□ open ■ closed

Control and signaling units

Harmony XB4 metal

Contact mounting - Contact sequence for compact contact blocks with push-in connections

Maximum recommended configurations to help ensure compliance with catalog characteristics

Unit type (complete units XB4B and XB4F, heads ZB4B and ZB4F)		Pushbuttons, spring return XB4BA●, ZB4BA●, XB4FA●, ZB4FA● (except ZB4BA●8 and ZB4FA●8), XB4BC●, ZB4BC●, XB4BL●, ZB4BL●, XB4BP●, ZB4BP●, ZB4BR●, XB4FL●, ZB4FL● Triple-headed pushbuttons XB4BA731327, XB4BA711137, ZB4BA7313●, ZB4BA7111●, ZB4BA72124, ZB4BA791	Double-headed pushbuttons XB4BL73415, ZB4BA712●, ZB4B●734●, ZB4BA79	Illuminated pushbuttons, spring return XB4BW●, ZB4BW●, ZB4BA●8 Double-headed pushbuttons + pilot light block XB4BW73731●5, ZB4BW7A17●●, ZB4BW7●374●, ZB4BW7A9
Solution using single contacts		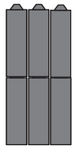	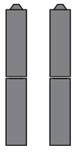	
Maximum recommended configurations	Single compact contacts	6	4	4
	Compact light block	–	–	1

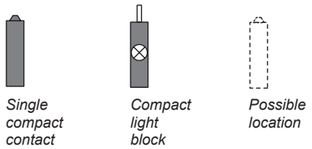

Emergency stop or Emergency switching off XB4BT●, ZB4BT●, XB4BS●, ZB4BS●	Selector switches ■ Standard handle XB4BD●, ZB4BD●, XB4FD●, ZB4FD● ■ Long handle XB4BJ●, ZB4BJ●, XB4FJ●, ZB4FJ● ■ Knurled knob ZB4BD●9, ZB4FD●9 ■ Key switch XB4BG●, ZB4BG●, XB4FG●, ZB4FG●			Illuminated selector switches, standard handle XB4BK●, ZB4BK●, XB4FK●, ZB4FK●	Toggle switches ZB4BD●8	Pushbuttons, push-push ZB4BH●, ZB4FH●	Illuminated pushbuttons, push-push ZB4BH●3, ZB4FH●3
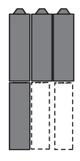	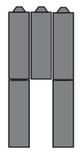	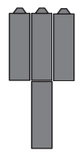	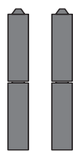	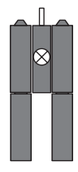			
4	5	4	4	4	6	3	2
–	–	–	–	1	–	–	1

Sequence of contacts on selector switch bodies

Unit type			Selector switches											
			2-position						3-position					
			315°			45°			315°			0°			45°		
Head operator	Position	Not activated							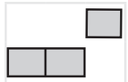						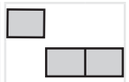		
		Activated															
	Contact location		L	C	R	L	C	R	L	C	R	L	C	R	L	C	R
ZBE contacts	NO		□	□	□	■	■	■	■	■	□	□	□	□	□	■	■
	NC		■	■	■	□	□	□	□	□	■	■	■	■	■	□	□

L left, C center, R right
□ open ■ closed

Harmony XB4 metal
For Ø 22 mm mounting

Schneider Electric

Control and signaling units

Harmony XB4 metal

Diameter 22 mm spring return pushbuttons, unmarked

XB5BA51_40

XB4BA51

XB4BA315_40

XB4BA315

101192

ZB4BA0

XB4_632_CPODA2016021

ZB4BA4

110051

ZB4BA38

XB4_632_CPSCT17114B

ZB4BA98

103541

ZB4BA34

Pushbuttons with flush push *(1)*

Shape of head	Type of push	Type of contact NO	Type of contact NC	Color of push	Reference	Weight kg/*lb*
Complete units *(2)*						
Screw clamp terminal connections (Schneider Electric anti-loosening system)						
	Flush	1	–	White	**XB4BA11** (**ZB4BZ101** + **ZB4BA1**)	0.080/*0.176*
				Black	**XB4BA21** *(6)* (**ZB4BZ101** + **ZB4BA2**)	0.080/*0.176*
				Green	**XB4BA31** *(6)* (**ZB4BZ101** + **ZB4BA3**)	0.080/*0.176*
				Yellow	**XB4BA51** (**ZB4BZ101** + **ZB4BA5**)	0.080/*0.176*
				Blue	**XB4BA61** (**ZB4BZ101** + **ZB4BA6**)	0.080/*0.176*
		–	1	Red	**XB4BA42** *(6)* (**ZB4BZ102** + **ZB4BA4**)	0.080/*0.176*
Compact push-in terminal connections						
	Flush	1	–	White	**XB4BA115** (**ZB4BZ1015** + **ZB4BA1**)	0.084/*0.185*
				Black	**XB4BA215** (**ZB4BZ1015** + **ZB4BA2**)	0.084/*0.185*
				Green	**XB4BA315** (**ZB4BZ1015** + **ZB4BA3**)	0.084/*0.185*
				Yellow	**XB4BA515** (**ZB4BZ1015** + **ZB4BA5**)	0.084/*0.185*
				Blue	**XB4BA615** (**ZB4BZ1015** + **ZB4BA6**)	0.084/*0.185*
		–	1	Red	**XB4BA425** (**ZB4BZ1025** + **ZB4BA4**)	0.084/*0.185*
Heads only, for screw clamp or compact push-in terminal connections						
	Without cap *(3)*			–	**ZB4BA0**	0.028/*0.062*
	Flush, with set of 6 colored caps			6 colors *(4)*	**ZB4BA9**	0.038/*0.084*
	Flush *(2)*			White	**ZB4BA1**	0.029/*0.064*
				Black	**ZB4BA2**	0.029/*0.064*
				Green	**ZB4BA3**	0.029/*0.064*
				Red	**ZB4BA4**	0.029/*0.064*
				Yellow	**ZB4BA5**	0.029/*0.064*
				Blue	**ZB4BA6**	0.029/*0.064*
				Gray	**ZB4BA8**	0.029/*0.064*
	Flush with transparent cap for insertion of legend *(5)*			White	**ZB4BA18**	0.028/*0.062*
				Green	**ZB4BA38**	0.028/*0.062*
				Red	**ZB4BA48**	0.028/*0.062*
				Orange	**ZB4BA58**	0.028/*0.062*
				Blue	**ZB4BA68**	0.028/*0.062*
	Illuminated flush pushbutton head, with set of 6 colored caps			6 colors	**ZB4BA98**	0.022/*0.049*
	Flush (high bezel) *(2)*			White	**ZB4BA14**	0.034/*0.075*
				Black	**ZB4BA24**	0.034/*0.075*
				Green	**ZB4BA34**	0.034/*0.075*
				Red	**ZB4BA44**	0.034/*0.075*
				Yellow	**ZB4BA54**	0.034/*0.075*
				Blue	**ZB4BA64**	0.034/*0.075*

UN Universal for all color heads

Heads with black metal bezel

To order, add a **7** to the references selected from above.
Example: **ZB4BA0** becomes **ZB4BA07**.

(1) For recommended maximum number of contacts constituting the body (fixing collar and contact) associated with the head, see pages 28 and 29.
(2) To add customized markings on these references using the online customization tool, see page 5.
(3) Colored cap to be ordered separately (see page 70).
(4) Head supplied with 6 different colored caps (white, black, green, red, yellow, and blue) not fitted.
(5) For legend ordering information, see page 76.
*(6) To order products with 1 NO and 1 NC contact, replace the last digit of the commercial reference with a 5. Example: **XB4BA21** becomes **XB4BA25**.*

Control and signaling units

Harmony XB4 metal

Diameter 22 mm spring return pushbuttons, unmarked

107426

XB4BL42

XB4BL425

XB4BL425

ZB4BL1_40

ZB4BL1

Pushbuttons with projecting push *(1) (2)*

Shape of head	Type of push	Type of contact NO	Type of contact NC	Color of push	Reference	Weight kg/*lb*
Complete units						
Screw clamp terminal connections (Schneider Electric anti-loosening system)						
	Projecting	–	1	Red	**XB4BL42** (**ZB4BZ102** + **ZB4BL4**)	0.081/*0.179*
Compact push-in terminal connections						
	Projecting	–	1	Red	**XB4BL425** (**ZB4BZ1025** + **ZB4BL4**)	0.085/*0.187*
Heads only, for screw clamp or compact push-in terminal connections						
	Projecting			White	**ZB4BL1**	0.030/*0.066*
				Black	**ZB4BL2**	0.030/*0.066*
				Green	**ZB4BL3**	0.030/*0.066*
				Red	**ZB4BL4**	0.030/*0.066*
				Yellow	**ZB4BL5**	0.030/*0.066*
				Blue	**ZB4BL6**	0.030/*0.066*

(1) For recommended maximum number of contacts constituting the body (fixing collar and contact) associated with the head, see pages 28 and 29.
(2) To add customized markings on these references using the online customization tool, see page 5.

Control and signaling units

Harmony XB4 metal

Diameter 22 mm spring return pushbuttons, unmarked

101197

ZB4BA36

Pushbuttons with recessed push *(1) (2)*

High guard

Shape of head	Type of push	Color of push	Reference	Weight kg/*lb*
Heads only				
	Recessed (high guard)	White	ZB4BA16	0.034/*0.075*
		Black	ZB4BA26	0.034/*0.075*
		Green	ZB4BA36	0.034/*0.075*
		Red	ZB4BA46	0.034/*0.075*
		Yellow	ZB4BA56	0.034/*0.075*
		Blue	ZB4BA66	0.034/*0.075*

110009

XB4BP21

Pushbuttons with silicone booted head for severe environments *(1)*

Shape of head	Type of push	Type of contact NO	Type of contact NC	Color of push	Reference	Weight kg/*lb*
Complete units *(2)*						
Screw clamp terminal connections (Schneider Electric anti-loosening system)						
	Booted, clear silicone (color of push unobscured)	1	–	Black	XB4BP21 (ZB4BZ101 + ZB4BP2)	0.082/*0.181*
				Green	XB4BP31 (ZB4BZ101 + ZB4BP3)	0.082/*0.181*
				Yellow	XB4BP51 (ZB4BZ101 + ZB4BP5)	0.082/*0.181*
				Blue	XB4BP61 (ZB4BZ101 + ZB4BP6)	0.082/*0.181*
		–	1	Red	XB4BP42 (ZB4BZ102 + ZB4BP4)	0.082/*0.181*
Silicone booted heads only, with increased protection (IP69K)						
Flush	**Clear boot** *(3)* For insertion of protected legend within head *(4)*			White	ZB4BP18 *(2)*	0.034/*0.075*
				Green	ZB4BP38 *(2)*	0.034/*0.075*
				Red	ZB4BP48	0.034/*0.075*
				Blue	ZB4BP68	0.034/*0.075*
Projecting	**Clear boot** *(3) (2)*			White	ZB4BP1	0.031/*0.068*
				Black	ZB4BP2 *(5)*	0.031/*0.068*
				Green	ZB4BP3 *(5)*	0.031/*0.068*
				Red	ZB4BP4 *(5)*	0.031/*0.068*
				Yellow	ZB4BP5	0.031/*0.068*
				Blue	ZB4BP6	0.031/*0.068*

110054

ZB4BP18

103542

ZB4BP2S

Shape of head	Type of push	Color of push	Reference	Weight kg/*lb*
Silicone booted heads only, standard for mounting with legend holder (IP66)				
Flush	**Colored boot**	White	ZB4BP1S	0.034/*0.075*
		Black	ZB4BP2S	0.034/*0.075*
		Green	ZB4BP3S	0.034/*0.075*
		Red	ZB4BP4S	0.034/*0.075*
		Yellow	ZB4BP5S	0.034/*0.075*
		Blue	ZB4BP6S	0.034/*0.075*
	Clear membrane *(2)* For insertion of protected legend within head *(4)*	White	ZB4BP183	0.026/*0.057*
		Green	ZB4BP383	0.026/*0.057*
		Red	ZB4BP483	0.026/*0.057*
		Yellow	ZB4BP583	0.026/*0.057*
		Blue	ZB4BP683	0.026/*0.057*

PG113450

ZB4BP183

Heads with black metal bezel

To order, add a **7** to the references selected from above.
Example: **ZB4BP18** becomes **ZB4BP187**.

(1) For recommended maximum number of contacts constituting the body (fixing collar and contact) associated with the head, see pages 28 and 29.
(2) To add customized markings on these references using the online customization tool, see page 5.
(3) Permissible panel thickness 1 to 5 mm/0.039 to 0.197 in., cannot be used with legend holders.
(4) To order a legend for insertion within the head, see page 76.
*(5) To order a flush push type product, insert "A" before the last digit of the commercial reference. Example: **ZB4BP2** becomes **ZB4BPA2**.*

Control and signaling units

Harmony XB4 metal

Diameter 22 mm spring return pushbuttons, with marking

PF152015

XB4BA4322

XB4BA33115

XB4BA33115

101195

ZB4BA331

101196

ZB4BA334

101218

ZB4BL432

Pushbuttons with flush or projecting push *(1)*

Shape of head	Type of push	Type of contact N/O	Type of contact N/C	Marking Text (color)	Color of push	Reference	Weight kg/*lb*
Complete units							
Screw clamp terminal connections (Schneider Electric anti-loosening system)							
	Flush	1	–	"I" (White)	Green	XB4BA3311 (ZB4BZ101 + ZB4BA331)	0.080/*0.176*
	Flush	–	1	"O" (White)	Red	XB4BA4322 (ZB4BZ102 + ZB4BA432)	0.080/*0.176*
	Flush *(2)*	1	–	↑ (Black)	White	XB4BA3341 (ZB4BZ101 + ZB4BA334)	0.080/*0.176*
	Flush *(2)*	1	–	↓ (White)	Black	XB4BA3351 (ZB4BZ101 + ZB4BA335)	0.080/*0.176*
Compact push-in terminal connections							
	Flush	1	–	"I" (White)	Green	XB4BA33115 (ZB4BZ1015 + ZB4BA331)	0.076/*0.167*
	Flush	–	1	"O" (White)	Red	XB4BA43225 (ZB4BZ1025 + ZB4BA432)	0.076/*0.167*
Heads only, for screw clamp or compact push-in terminal connections							
	Flush			"I" (White)	Green	ZB4BA331	0.029/*0.064*
				"I" (Black)	White	ZB4BA131	0.029/*0.064*
				"START" (White)	Green	ZB4BA333	0.029/*0.064*
				"START" (Black)	White	ZB4BA133	0.029/*0.064*
				"ON" (White)	Green	ZB4BA341	0.029/*0.064*
				(White)	Black	ZB4BA245	0.029/*0.064*
				(Black)	White	ZB4BA145	0.029/*0.064*
				"O" (White)	Red	ZB4BA432	0.029/*0.064*
					Black	ZB4BA232	0.029/*0.064*
				"STOP" (White)	Red	ZB4BA434	0.029/*0.064*
					Black	ZB4BA234	0.029/*0.064*
				↑ (Black) *(2)*	White	ZB4BA334	0.029/*0.064*
				↓ (White) *(2)*	Black	ZB4BA335	0.029/*0.064*
	Projecting			"O" (White)	Red	ZB4BL432	0.030/*0.066*
					Black	ZB4BL232	0.030/*0.066*
				"STOP" (White)	Red	ZB4BL434	0.030/*0.066*
					Black	ZB4BL234	0.030/*0.066*

Heads with black metal bezel

To order, add a **7** to the references selected from above.
Example: **ZB4BA331** becomes **ZB4BA3317**.

(1) For recommended maximum number of contacts constituting the body (fixing collar and contact) associated with the head, see pages 28 to 31.
(2) Product supplied with cap not attached, allowing orientation through 360° in 90° steps.

Control and signaling units

Harmony XB4 metal

Diameter 22 mm illuminated pushbuttons, spring return, with Universal LED

101180



XB4BW33B5

101181



XB4BW34G5

XB4BW34B55

Illuminated pushbuttons with flush push *(1) (2)*

Shape of head	Description	Type of contact NO	Type of contact NC	Supply voltage V	Color of push	Reference	Weight kg/*lb*
Complete units - With plain lens							
Screw clamp terminal connections (Schneider Electric anti-loosening system)							
	Universal LED	1	1	24 ⎓ 50/60 Hz	White	XB4BW31B5 (ZB4BW0B15 + ZB4BW313)	0.097/*0.214*
					Green	XB4BW33B5 (ZB4BW0B15 + ZB4BW333)	0.097/*0.214*
					Red	XB4BW34B5 (ZB4BW0B15 + ZB4BW343)	0.097/*0.214*
					Orange	XB4BW35B5 (ZB4BW0B15 + ZB4BW353)	0.097/*0.214*
					Blue	XB4BW36B5 (ZB4BW0B15 + ZB4BW363)	0.097/*0.214*
				110...120 ∿ 50/60 Hz	White	XB4BW31G5 (ZB4BW0G15 + ZB4BW313)	0.097/*0.214*
					Green	XB4BW33G5 (ZB4BW0G15 + ZB4BW333)	0.097/*0.214*
					Red	XB4BW34G5 (ZB4BW0G15 + ZB4BW343)	0.097/*0.214*
					Orange	XB4BW35G5 (ZB4BW0G15 + ZB4BW353)	0.097/*0.214*
					Blue	XB4BW36G5 (ZB4BW0G15 + ZB4BW363)	0.097/*0.214*
				230…240 ∿ 50/60 Hz	White	XB4BW31M5 (ZB4BW0M15 + ZB4BW313)	0.097/*0.214*
					Green	XB4BW33M5 (ZB4BW0M15 + ZB4BW333)	0.097/*0.214*
					Red	XB4BW34M5 (ZB4BW0M15 + ZB4BW343)	0.097/*0.214*
					Orange	XB4BW35M5 (ZB4BW0M15 + ZB4BW353)	0.097/*0.214*
					Blue	XB4BW36M5 (ZB4BW0M15 + ZB4BW363)	0.097/*0.214*
Compact push-in terminal connections							
	Universal LED	1	1	24 ⎓ 50/60 Hz	White	XB4BW31B55 (ZB4BZ1055 + ZBVB15 + ZB4BW313)	0.092/*0.202*
					Green	XB4BW33B55 (ZB4BZ1055 + ZBVB15 + ZB4BW333)	0.092/*0.202*
					Red	XB4BW34B55 (ZB4BZ1055 + ZBVB15 + ZB4BW343)	0.092/*0.202*
					Orange	XB4BW35B55 (ZB4BZ1055 + ZBVB15 + ZB4BW353)	0.092/*0.202*
					Blue	XB4BW36B55 (ZB4BZ1055 + ZBVB15 + ZB4BW363)	0.092/*0.202*

(1) For recommended maximum number of contacts constituting the body (fixing collar and contact) associated with the head, see pages 28 to 31.

(2) To add customized markings on these references using the online customization tool, see page 5.

Control and signaling units

Harmony XB4 metal

Diameter 22 mm illuminated pushbuttons, spring return, with Universal LED

101244

ZB4BW333

XB4_632_CPSCT16035A

ZB4BW983

PG115073

ZB4BW563

XB4_632_CPSCT17114B

ZB4BA98

Illuminated pushbuttons with flush push *(1)*

Shape of head	Type of push	Color of push	Reference	Weight kg/*lb*
Heads only *(2)* **- With plain lens**				
	Flush *(3)*	White	ZB4BW313	0.026/*0.057*
		Green	ZB4BW333	0.026/*0.057*
		Red	ZB4BW343	0.026/*0.057*
		Orange	ZB4BW353	0.026/*0.057*
		Yellow	ZB4BW383	0.026/*0.057*
		Blue	ZB4BW363	0.026/*0.057*
	Flush with illuminated ring	White	ZB4BW913	0.026/*0.057*
		Green	ZB4BW933	0.026/*0.057*
		Red	ZB4BW943	0.026/*0.057*
		Orange	ZB4BW953	0.026/*0.057*
		Yellow	ZB4BW983	0.026/*0.057*
		Blue	ZB4BW963	0.026/*0.057*
	Flush with clear boot (IP69K) *(3)*	White	ZB4BW513	0.031/*0.068*
		Green	ZB4BW533	0.031/*0.068*
		Red	ZB4BW543	0.031/*0.068*
		Orange	ZB4BW553	0.031/*0.068*
		Yellow	ZB4BW583	0.031/*0.068*
		Blue	ZB4BW563	0.031/*0.068*
	Flush for insertion of legend *(4)* **(IP69K)**	White	ZB4BA18	0.028/*0.062*
		Green	ZB4BA38	0.028/*0.062*
		Red	ZB4BA48	0.028/*0.062*
		Orange	ZB4BA58	0.028/*0.062*
		Yellow	ZB4BA88 *(3)*	0.028/*0.062*
		Blue	ZB4BA68	0.028/*0.062*
	Illuminated flush pushbutton head, with set of 6 colored caps	White, green, red, orange, yellow, and blue	ZB4BA98	0.022/*0.049*
Heads only *(2)* **- With grooved lens** *(5)* *(3)*				
	Flush	White	ZB4BW313S	0.026/*0.057*
		Green	ZB4BW333S	0.026/*0.057*
		Red	ZB4BW343S	0.026/*0.057*
		Orange	ZB4BW353S	0.026/*0.057*
		Yellow	ZB4BW383S	0.026/*0.057*
		Blue	ZB4BW363S	0.026/*0.057*

(1) For recommended maximum number of contacts constituting the body (fixing collar and contact) associated with the head, see pages 28 and 29.
(2) For use with bodies comprising a light source with Universal LED only.
(3) To add customized markings on these references using the online customization tool, see page 5.
(4) For legend ordering information, see page 76.
(5) For use in bright ambient light conditions (for example, outdoors in sunlight).

Control and signaling units

Harmony XB4 metal

Diameter 22 mm illuminated pushbuttons, spring return, with Universal LED

101242

ZB4BW113

Illuminated pushbuttons with projecting push *(1)*				
Shape of head	**Type of push**	**Color of push**	**Reference**	**Weight kg/*lb***
Heads only *(2)* **- With plain lens** *(3)*				
	Projecting	White	**ZB4BW113**	0.029/*0.064*
		Green	**ZB4BW133**	0.029/*0.064*
		Red	**ZB4BW143**	0.029/*0.064*
		Orange	**ZB4BW153**	0.029/*0.064*
		Yellow	**ZB4BW183**	0.029/*0.064*
		Blue	**ZB4BW163**	0.029/*0.064*

UN Universal for all color heads

Heads with black metal bezel

To order, add a **7** to the references selected from above.
Example 1: **ZB4BW113** becomes **ZB4BW1137**.
Example 2: **ZB4BW113S** becomes **ZB4BW113S7**.

(1) For recommended maximum number of contacts constituting the body (fixing collar and contact) associated with the head, see pages 28 and 29.
(2) For use with bodies comprising a light source with Universal LED only.
(3) To add customized markings on these references using the online customization tool, see page 5.

Control and signaling units

Harmony XB4 metal

Diameter 22 mm illuminated pushbuttons, spring return, with BA9s base fitting

Illuminated pushbuttons with flush push *(1)*

Shape of head	Description	Type of contact NO	Type of contact NC	Supply voltage V	Color of push	Reference	Weight kg/*lb*
Complete units - With plain lens							
Screw clamp terminal connections (Schneider Electric anti-loosening system)							
	Direct supply for bulb with BA9s base fitting, 2.4 W max. **(bulb not included)**	1	1	≤ 250	White	XB4BW3165 (ZB4BW065 + ZB4BW31)	0.097/*0.214*
					Green	XB4BW3365 (ZB4BW065 + ZB4BW33)	0.097/*0.214*
					Red	XB4BW3465 (ZB4BW065 + ZB4BW34)	0.097/*0.214*
					Orange	XB4BW3565 (ZB4BW065 + ZB4BW35)	0.097/*0.214*
	Via integral transformer 1.2 VA, 6 V secondary, incandescent bulb with BA9s base fitting **(bulb included)**	1	1	110…120 ∿ 50/60 Hz	White	XB4BW3135 (ZB4BW035 + ZB4BW31)	0.169/*0.373*
					Green	XB4BW3335 (ZB4BW035 + ZB4BW33)	0.169/*0.373*
					Red	XB4BW3435 (ZB4BW035 + ZB4BW34)	0.169/*0.373*
					Orange	XB4BW3535 (ZB4BW035 + ZB4BW35)	0.169/*0.373*
				230 ∿ 50 Hz 220…240 ∿ 60 Hz	White	XB4BW3145 (ZB4BW045 + ZB4BW31)	0.170/*0.375*
					Green	XB4BW3345 (ZB4BW045 + ZB4BW33)	0.170/*0.375*
					Red	XB4BW3445 (ZB4BW045 + ZB4BW34)	0.170/*0.375*
					Orange	XB4BW3545 (ZB4BW045 + ZB4BW35)	0.170/*0.375*
Heads only *(2)* **- With plain lens**							
	Flush				White	ZB4BW31	0.027/*0.060*
					Green	ZB4BW33	0.027/*0.060*
					Red	ZB4BW34	0.027/*0.060*
					Orange	ZB4BW35	0.027/*0.060*
					Blue	ZB4BW36	0.027/*0.060*
					Clear	ZB4BW37	0.027/*0.060*

101182



XB4BW3545

101244

ZB4BW33

Illuminated pushbuttons with projecting push *(1)*

Shape of head	Description	Type of contact NO	Type of contact NC	Supply voltage V	Color of push	Reference	Weight kg/*lb*
Heads only *(2)* **- With plain lens**							
	Projecting				White	ZB4BW11	0.028/*0.062*
					Green	ZB4BW13	0.028/*0.062*
					Red	ZB4BW14	0.028/*0.062*
					Orange	ZB4BW15	0.028/*0.062*
					Blue	ZB4BW16	0.028/*0.062*
					Clear	ZB4BW17	0.028/*0.062*

101243

ZB4BW14

Heads with black metal bezel

To order, add a **7** to the references selected from above.
Example 1: **ZB4BW31** becomes **ZB4BW317**. Example 2: **ZB4BW31S** becomes **ZB4BW31S7**.

(1) For recommended maximum number of contacts constituting the body (fixing collar and contact) associated with the head, see pages 28 and 29.

(2) For use with bodies comprising a light source with BA9s base fitting bulb (incandescent, neon, or LED) only.

Control and signaling units

Harmony XB4 metal

Diameter 22 mm multiple-headed pushbuttons, spring return

569134

XB4BL73415

XB4BL734155_30

XB4BL734155

569136

ZB4BA7121

569138

ZB4BL7341

Double-headed pushbuttons *(1)*

Shape of head	Description	Type of contact NO	Type of contact NC	Color and marking of caps *(2)*	Reference	Weight kg/*lb*
Complete units						
Screw clamp terminal connections (Schneider Electric anti-loosening system)						
	2 pushes (1 flush black + 1 projecting red)	1	1	White "I" on green background White "0" on red background	**XB4BL73415**	0.116/*0.256*
Compact push-in terminal connections						
	2 pushes (1 flush black + 1 projecting red)	1	1	White "I" on green background White "0" on red background	**XB4BL734155**	0.108/*0.238*
Heads only, for screw clamp or compact push-in terminal connections *(5)*						
	2 flush black pushes			White and black background, unmarked	**ZB4BA7120**	0.056/*0.123*
				Black "I" on white background White "0" on black background	**ZB4BA7121**	0.056/*0.123*
				Green and red background, unmarked	**ZB4BA7340**	0.056/*0.123*
				White "I" on green background White "0" on red background	**ZB4BA7341**	0.056/*0.123*
				Without cap *(3)*	**ZB4BA79**	0.056/*0.123*
	1 flush black push **1 projecting red push** *(4)* **1 clear central pilot light**			Green and red background, unmarked	**ZB4BL7340**	0.056/*0.123*
				White "I" on green background White "0" on red background	**ZB4BL7341**	0.056/*0.123*

(1) For recommended maximum number of contacts constituting the body (fixing collar and contact) associated with the head, see pages 28 to 31.
(2) These caps are fitted by Schneider Electric and cannot be removed (risk of damage).
(3) Caps to be ordered separately: see page 43.
(4) Color of centrally positioned pilot light determined by the color of the LED incorporated in the body sub-assembly.
(5) For use with bodies comprising a light source with Universal LED only.

Control and signaling units

Harmony XB4 metal

Diameter 22 mm multiple-headed pushbuttons, spring return

569140

XB4BW73731●5

569142

ZB4BW7A1721

569150

ZB4BW7A3741

Double-headed pushbuttons + 1 white central pilot light block *(1)*

Shape of head	Description	Type of contact NO	Type of contact NC	Color and marking of caps *(2)*	Pilot light voltage V	Reference	Weight kg/*lb*
Complete units							
Screw clamp terminal connections (Schneider Electric anti-loosening system)							
	1 flush black push **1 projecting red push** **1 white central pilot light block**	1	1	White "I" on green background White "0" on red background	24	**XB4BW73731B5**	0.130/*0.287*
					120	**XB4BW73731G5**	0.130/*0.287*
					240	**XB4BW73731M5**	0.130/*0.287*
Heads only *(5)*							
	2 flush black pushes **1 clear central pilot light** *(4)*			White and black background, unmarked		**ZB4BW7A1720**	0.056/*0.123*
				Black "I" on white background White "0" on black background		**ZB4BW7A1721**	0.056/*0.123*
				Green and red background, unmarked		**ZB4BW7A3740**	0.056/*0.123*
				White "I" on green background White "0" on red background		**ZB4BW7A3741**	0.056/*0.123*
				Black "⇧" on white background White "⇩" on black background		**ZB4BW7A1724**	0.056/*0.123*
				Black "+" on white background Black "–" on white background		**ZB4BW7A1715**	0.056/*0.123*
				Without cap *(3)*		**ZB4BW7A9**	0.056/*0.123*
	1 flush black push **1 projecting red push** **1 clear central pilot light** *(4)*			Green and red background, unmarked		**ZB4BW7L3740**	0.056/*0.123*
				White "I" on green background White "0" on red background		**ZB4BW7L3741**	0.056/*0.123*

Heads with black metal bezel

To order, add the suffix **7** to the references selected above. Example: **ZB4BA7120** becomes **ZB4BA71207**.

(1) For recommended maximum number of contacts constituting the body (fixing collar and contact) associated with the head, see pages 28 and 29.
(2) These caps are fitted by Schneider Electric and cannot be removed (risk of damage).
(3) Caps to be ordered separately: see page 43.
(4) Color of centrally positioned pilot light determined by the color of the LED incorporated in the body sub-assembly.
(5) For use with bodies comprising a light source with Universal LED only.

Control and signaling units

Harmony XB4 metal

Diameter 22 mm multiple-headed pushbuttons, spring return

XB4BA731327

ZB4BA73133

ZB4BA71124

ZBA7235

ZBA7432

ZBA709

Triple-headed pushbuttons *(1) (2)*

Shape of head	Description	Type of contact NO	Type of contact NC	Type of contact NO	Color and marking of caps *(3)*	Reference	Weight kg/*lb*
Complete units							
Screw clamp terminal connections (Schneider Electric anti-loosening system)							
	2 flush black pushes + 1 central projecting red push marked "STOP" in white	1	1	1	White "I" on green background White "II" on green background	XB4BA731327	0.128/*0.282*
					Black "➡" on white background White "⇦" on black background	XB4BA711237	0.128/*0.282*
Heads only							
	2 flush black pushes + 1 central projecting red push marked "STOP" in white				White "⇦" on green background White "⇨" on green background	ZB4BA73133	0.056/*0.123*
					White "⇧" on green background White "⇩" on green background	ZB4BA73134	0.056/*0.123*
					Black "+" on white background Black "–" on white background	ZB4BA71115	0.056/*0.123*
					Black "⬆" on white background White "⇩" on black background	ZB4BA71124	0.056/*0.123*
					Without cap *(4)*	ZB4BA791	0.056/*0.123*

Specific accessories for multiple-headed pushbuttons

Description	Background color	Marking	Sold in lots of	Reference	Weight kg/*lb*
Caps only for clip-on mounting *(5)* **on:** **- ZB4BA79 double-headed pushbuttons** **- ZB4BW7A9 double-headed pushbuttons + central pilot light block** **- ZB4BA791 triple-headed pushbuttons**	White	Unmarked	10	ZBA71	0.010/*0.022*
		Black "I"	10	ZBA7131	0.010/*0.022*
		Black "➡"	10	ZBA7134	0.010/*0.022*
		Black "+"	10	ZBA7138	0.010/*0.022*
	Black	Unmarked	10	ZBA72	0.010/*0.022*
		White "O"	10	ZBA7232	0.010/*0.022*
		White "⇨"	10	ZBA7235	0.010/*0.022*
		White "I"	10	ZBA7237	0.010/*0.022*
	Green	Unmarked	10	ZBA73	0.010/*0.022*
		White "I"	10	ZBA7331	0.010/*0.022*
		White "⇧"	10	ZBA7335	0.010/*0.022*
	Red	Unmarked	10	ZBA74	0.010/*0.022*
		White "O"	10	ZBA7432	0.010/*0.022*
	Yellow	Unmarked	10	ZBA75	0.010/*0.022*
	Blue	Unmarked	10	ZBA76	0.010/*0.022*
Clear silicone boots *(6)*	For 2 flush pushes	–	10	ZBA708	0.055/*0.121*
	For 3 pushes	–	10	ZBA709	0.055/*0.121*
	For 1 flush push + 1 projecting push	–	10	ZBA710	0.055/*0.121*

Heads with black metal bezel

To order, add the suffix **7** to the references selected above.
Example: **ZB4BA73132** becomes **ZB4BA731327**.

(1) For recommended maximum number of contacts constituting the body (fixing collar + contact) associated with the head, see pages 28 and 29.
(2) Not compatible with high-power switching contacts and contacts for printed circuit board.
(3) These caps are fitted by Schneider Electric and cannot be removed (risk of damage).
(4) Caps to be ordered separately: see section "Specific accessories for multiple-headed pushbuttons" on this page.
(5) Can be clipped in at 90° steps, through 360°.
(6) Can be replaced without dismantling the head.

Control and signaling units

Harmony XB4 metal

Diameter 22 mm mushroom head pushbuttons, spring return

101162

XB4BC21

101205

ZB4BC44

100120

ZB4BC6

110124

ZB4BR5

PG113999

ZB4BW413

Mushroom head pushbuttons *(1) (2)*

Shape of head	Type of push	Type of contact NO	Type of contact NC	Push Ø mm/*in.*	Color	Reference	Weight kg/*lb*
Complete units							
Screw clamp terminal connections (Schneider Electric anti-loosening system)							
	Mushroom head	1	–	40/*1.575*	Black	**XB4BC21** (**ZB4BZ101** + **ZB4BC2**)	0.122/*0.269*
Heads only							
	Mushroom head			30/*1.181*	Black	**ZB4BC24**	0.075/*0.165*
					Green	**ZB4BC34**	0.075/*0.165*
					Red	**ZB4BC44**	0.075/*0.165*
					Yellow	**ZB4BC54**	0.075/*0.165*
					Blue	**ZB4BC64**	0.075/*0.165*
				40/*1.575*	Black	**ZB4BC2**	0.074/*0.163*
					Green	**ZB4BC3**	0.074/*0.163*
					Red	**ZB4BC4**	0.074/*0.163*
					Yellow	**ZB4BC5**	0.074/*0.163*
					Blue	**ZB4BC6**	0.074/*0.163*
				60/*2.362*	Black	**ZB4BR2**	0.093/*0.205*
					Green	**ZB4BR3**	0.093/*0.205*
					Red	**ZB4BR4**	0.093/*0.205*
					Yellow	**ZB4BR5**	0.093/*0.205*
					Blue	**ZB4BR6**	0.093/*0.205*

Illuminated mushroom head pushbuttons *(1) (2)*

Universal LED

Shape of head	Type of push	Push Ø mm/*in.*	Color	Reference	Weight kg/*lb*
Heads only *(3)*					
	Mushroom head	40/*1.575*	White	**ZB4BW413**	0.051/*0.112*
			Green	**ZB4BW433**	0.051/*0.112*
			Red	**ZB4BW443**	0.051/*0.112*
			Orange	**ZB4BW453**	0.051/*0.112*
			Blue	**ZB4BW463**	0.051/*0.112*

UN Universal for all color heads

Heads with black metal bezel

To order, add a figure **7** to the references selected above.
Example: **ZB4BC24** becomes **ZB4BC247**.

(1) These pushbuttons and heads cannot be used for an Emergency stop function. Therefore, it is recommended that a legend with a black or white background is used.
(2) For recommended maximum number of contacts constituting the body (fixing collar and contact) associated with the head, see pages 28 and 29.
(3) For use with bodies comprising a light source with Universal LED only.

Control and signaling units

Harmony XB4 metal

Diameter 22 mm mushroom head pushbuttons, latching

110130

ZB4BT2

PG113908

ZB4BS62

110136

ZB4BS72

Mushroom head pushbuttons *(1) (2)*

Shape of head	Type of reset	Push Ø mm/*in.*	Color	Reference	Weight kg/*lb*
Heads only					
	Push-pull	40/*1.575*	Black	**ZB4BT2**	0.077/*0.170*
	Turn to release	30/*1.181*	Black	**ZB4BS42**	0.066/*0.146*
		40/*1.575*	Black	**ZB4BS52**	0.070/*0.154*
		40/*1.575*	Yellow	**ZB4BS55**	0.070/*0.154*
		60/*2.362*	Black	**ZB4BS62**	0.090/*0.198*
	Key release (key 455) *(2 keys included with head) (3) (4)*	30/*1.181*	Black	**ZB4BS72**	0.066/*0.146*
		40/*1.575*	Black	**ZB4BS12**	0.070/*0.154*

XB4_632_CPODA2016012

ZB4BW653

Illuminated mushroom head pushbuttons *(1) (2)*

Universal LED

Shape of head	Type of reset	Push Ø mm/*in.*	Color	Reference	Weight kg/*lb*
Heads only					
	Mushroom head	40/*1.575*	White	**ZB4BW613**	0.051/*0.112*
			Green	**ZB4BW633**	0.051/*0.112*
			Orange	**ZB4BW653**	0.051/*0.112*
			Blue	**ZB4BW663**	0.051/*0.112*

UN Universal for all color heads

Heads with black metal bezel

To order, add a figure **7** to the references selected above.
Example: **ZB4BT2** becomes **ZB4BT27**.

(1) These pushbuttons and heads cannot be used for an Emergency stop function. Therefore, it is recommended that a legend with a black or white background is used.
(2) For recommended maximum number of contacts constituting the body (fixing collar and contact) associated with the head, see pages 28 and 29.
(3) For specific keys, please contact our Customer Care Center.
(4) The symbol indicates key withdrawal position(s).

Control and signaling units

Harmony XB4 metal

Diameter 22 mm Emergency stop and Emergency switching off functions

Emergency stop and Emergency switching off functions conforming to EN/IEC 60204-1, 60364-5-53, EN/ISO 13850, and Machinery Directive 2006/42/EC

Emergency stop function: Mushroom head Emergency stop trigger action and mechanical latching pushbuttons conform to standards EN/IEC 60204-1 and EN/ISO 13850, Machinery Directive 2006/42/EC, and to standard EN/IEC 60947-5-5.

Emergency switching off function: Mushroom head switching off mechanical latching pushbuttons conform to standards IEC 60364-5-53 and EN/IEC 60947-5-1.

Please contact our Customer Care Center for a detailed explanation of these standards and directives.

Emergency stop and Emergency switching off pushbuttons with trigger action and mechanical latching *(1) (2)*

Shape of head	Type of reset	Type of contact NO	Type of contact NC	Type of contact NC MC *(4)*	Push Ø mm/*in.*	Push Color	Reference	Weight kg/*lb*
Complete units								
Screw clamp terminal connections (Schneider Electric anti-loosening system)								
	Push-pull	–	1	–	40/*1.575*	Red	XB4BT842 (ZB4BZ102 + ZB4BT84)	0.125/*0.276*
		1	1	–	40/*1.575*	Red	XB4BT845 (ZB4BZ105 + ZB4BT84)	0.136/*0.300*
	Turn to release	–	–	1	40/*1.575*	Red	XB4BS8446 (ZBE302 + ZB4BZ009 + ZB4BS844)	0.121/*0.266*
		–	1	–	40/*1.575*	Red	XB4BS8442 (ZB4BZ102 + ZB4BS844)	0.118/*0.260*
		–	1	1	40/*1.575*	Red	XB4BS84462 (ZBE302 + ZB4BZ102 + ZB4BS844)	0.133/*0.293*
		–	2	–	40/*1.575*	Red	XB4BS8444 (ZB4BZ104 + ZB4BS844)	0.130/*0.287*
		1	2	–	40/*1.575*	Red	XB4BS84441 (ZB4BZ141 + ZB4BS844)	0.140/*0.309*
	Key release (key 455) *(3)*	1	1	–	40/*1.575*	Red	XB4BS9445 (ZB4BZ105 + ZB4BS944)	0.170/*0.375*
Compact push-in terminal connections								
	Turn to release	–	1	–	40/*1.575*	Red	XB4BS84425 (ZB4BZ1025 + ZB4BS844)	0.122/*0.268*
		1	1	–	40/*1.575*	Red	XB4BS84455 (ZB4BZ1055 + ZB4BS844)	0.130/*0.286*
		–	2	–	40/*1.575*	Red	XB4BS84445 (ZB4BZ1045 + ZB4BS844)	0.130/*0.286*
		1	2	–	40/*1.575*	Red	XB4BS844415 (ZB4BZ1055 + ZB4BZ1025 + ZB4BS844)	0.138/*0.304*

PF512504

XB4BT845

PF512505

XB4BS9445

XB4BS84425_50



XB4BS84425

(1) For recommended maximum number of contacts constituting the body (fixing collar and contact) associated with the head, see *pages 28 to 31*.

(2) It is recommended that a legend or yellow background is used.

(3) The symbol indicates key withdrawal position(s).

(4) NC contact block with monitoring dedicated for Emergency stop head only.

Control and signaling units

Harmony XB4 metal

Diameter 22 mm Emergency stop and Emergency switching off functions

Emergency stop and Emergency switching off functions conforming to EN/IEC 60204-1, 60364-5-53, EN/ISO 13850, and Machinery Directive 2006/42/EC

Emergency stop function: Mushroom head Emergency stop trigger action and mechanical latching pushbuttons conform to standards EN/IEC 60204-1 and EN/ISO 13850, Machinery Directive 2006/42/EC, and to standard EN/IEC 60947-5-5.

Emergency switching off function: Mushroom head switching off mechanical latching pushbuttons conform to standards IEC 60364-5-53 and EN/IEC 60947-5-5.

Please contact our Customer Care Center for a detailed explanation of these standards and directives.

Emergency stop and Emergency switching off pushbuttons with trigger action and mechanical latching *(1) (2)*

Heads only

Screw clamp terminal connections (Schneider Electric anti-loosening system)

PF512506

ZB4BT844

PF512507

ZB4BS834

PF512508

ZB4BS964

Shape of head	Type of reset	Push Ø mm/*in.*	Color	Reference	Weight kg/*lb*
	Push-pull	30/*1.181*	Red	**ZB4BT844**	0.078/*0.172*
		40/*1.575*	Red	**ZB4BT84**	0.078/*0.172*
		60/*2.362*	Red	**ZB4BX84**	0.098/*0.216*
	Turn to release	30/*1.181*	Red	**ZB4BS834**	0.068/*0.150*
		40/*1.575*	Red	**ZB4BS844**	0.073/*0.161*
		60/*2.362*	Red	**ZB4BS864**	0.093/*0.205*
	Key release (key 455) 2 keys included with head *(3) (4)* 	30/*1.181*	Red	**ZB4BS934**	0.094/*0.207*
		40/*1.575*	Red	**ZB4BS944**	0.098/*0.216*
		60/*2.362*	Red	**ZB4BS964**	0.118/*0.260*

Heads with black metal bezel

To order, add a **7** to the references selected from above.
Example: **ZB4BT844** becomes **ZB4BT8447**.

(1) For recommended maximum number of contacts constituting the body (fixing collar and contact) associated with the head, see pages 28 and 29.
(2) It is recommended that a legend or yellow background is used.
(3) The symbol indicates key withdrawal position(s).
(4) For specific keys, please contact our Customer Care Center.

Control and signaling units

Harmony XB4 metal

Diameter 22 mm illuminated rings for Emergency stop

Circular yellow legends for Emergency stop

XB4_632_CPMFS18026A

ZBY9W2B330

XB4_633_CPMFS18020A

ZBY9W3B140

XB5_CP20806

ZBY9W2B501

XB5_CP20807

ZBY9W101

XB4_CP19124

ZBY9W2B101

Illuminated rings for Emergency stop *(1)*

Description	Marking	Signaling	Supply voltage	Color	Sold in lots of	Reference	Weight kg/*lb*
Ø 60 mm/*2.362 in.* illuminated ring for Emergency stop	EMERGENCY STOP	Fixed, red	24 V ⎓	Yellow	1	ZBY9W2B330	0.031/*0.068*
	ARRET D'URGENCE	Fixed, red	24 V ⎓	Yellow	1	ZBY9W2B130	0.031/*0.068*
	NOT HALT	Fixed, red	24 V ⎓	Yellow	1	ZBY9W2B230	0.031/*0.068*
	PARADA DE EMERGENCIA	Fixed, red	24 V ⎓	Yellow	1	ZBY9W2B430	0.031/*0.068*
	ARRESTO DI EMERGENZA	Fixed, red	24 V ⎓	Yellow	1	ZBY9W2B630	0.031/*0.068*
	-	Fixed, red	24 V ⎓	Yellow	1	ZBY9W2B140	0.031/*0.068*
	EMERGENCY STOP	Fixed, red	120 V ∿	Yellow	1	ZBY9W2G330	0.031/*0.068*
	ARRET D'URGENCE	Fixed, red	120 V ∿	Yellow	1	ZBY9W2G130	0.031/*0.068*
	NOT HALT	Fixed, red	120 V ∿	Yellow	1	ZBY9W2G230	0.031/*0.068*
	PARADA DE EMERGENCIA	Fixed, red	120 V ∿	Yellow	1	ZBY9W2G430	0.031/*0.068*
	ARRESTO DI EMERGENZA	Fixed, red	120 V ∿	Yellow	1	ZBY9W2G630	0.031/*0.068*
	-	Fixed, red	120 V ∿	Yellow	1	ZBY9W2G140	0.031/*0.068*
	EMERGENCY STOP	Fixed, red	230 V ∿	Yellow	1	ZBY9W2M330	0.031/*0.068*
	ARRET D'URGENCE	Fixed, red	230 V ∿	Yellow	1	ZBY9W2M130	0.031/*0.068*
	NOT HALT	Fixed, red	230 V ∿	Yellow	1	ZBY9W2M230	0.031/*0.068*
	PARADA DE EMERGENCIA	Fixed, red	230 V ∿	Yellow	1	ZBY9W2M430	0.031/*0.068*
	ARRESTO DI EMERGENZA	Fixed, red	230 V ∿	Yellow	1	ZBY9W2M630	0.031/*0.068*
	-	Fixed, red	230 V ∿	Yellow	1	ZBY9W2M140	0.031/*0.068*
	EMERGENCY STOP	Fixed, red + white	24 V ⎓	Yellow	1	ZBY9W3B330	0.031/*0.068*
	ARRET D'URGENCE	Fixed, red + white	24 V ⎓	Yellow	1	ZBY9W3B130	0.031/*0.068*
	NOT HALT	Fixed, red + white	24 V ⎓	Yellow	1	ZBY9W3B230	0.031/*0.068*
	PARADA DE EMERGENCIA	Fixed, red + white	24 V ⎓	Yellow	1	ZBY9W3B430	0.031/*0.068*
	ARRESTO DI EMERGENZA	Fixed, red + white	24 V ⎓	Yellow	1	ZBY9W3B630	0.031/*0.068*
	-	Fixed, red + white	24 V ⎓	Yellow	1	ZBY9W3B140	0.031/*0.068*

Illuminated ring without legend for customization (for use with ZBY9W101)

Ø 60 mm/*2.362 in.*, can be used with all Ø 22 mm/ *0.866 in.* heads	Unmarked	Fixed, red	24 V ⎓	-	1	ZBY9W2B501	0.015/*0.033*
		Fixed, red + white	24 V ⎓	-	1	ZBY9W3B501	0.016/*0.035*

Customizable circular legend for illuminated ring without legend *(2)*

Description	Reference	Weight kg/*lb*
Ø 60 mm/*2.362 in.*	ZBY9W101	0.004/*0.009*

Illuminated rings for mushroom head pushbuttons

Description	Marking	Signaling	Supply voltage	Color	Sold in lots of	Reference	Weight kg/*lb*
Ø 60 mm/*2.362 in.* illuminated ring	-	Fixed, red	24 V ⎓	Yellow	1	ZBY9W2B101	0.031/*0.068*
	-	Fixed, red	120 V ∿	Yellow	1	ZBY9W2G101	0.031/*0.068*
	-	Fixed, red	230 V ∿	Yellow	1	ZBY9W2M101	0.031/*0.068*
	-	Fixed, red + white	24 V ⎓	Yellow	1	ZBY9W3B101	0.031/*0.068*

(1) For compliance with standard EN/ISO 13850, paragraph 4.4.6, the Emergency stop function logo ⊽ has been added.

(2) To create customized marking on this reference using the online customization tool, see page 5.

Control and signaling units

Harmony XB4 metal

Diameter 22 mm illuminated Emergency switching off function

Circular yellow legends for Emergency stop

ZBY9121

ZBY9420

Circular yellow legends for Emergency stop *(1) (2)*

Description	Marking	Signaling	Supply voltage	Color	Sold in lots of	Reference	Weight kg/*lb*
Ø 60 mm/*2.362 in.* legend for Emergency stop function	-	-	-	Yellow	5	ZBY9121	0.007/*0.015*
	EMERGENCY STOP	-	-	Yellow	5	ZBY9320	0.007/*0.015*
	ARRET D'URGENCE	-	-	Yellow	5	ZBY9120	0.007/*0.015*
	NOT HALT	-	-	Yellow	5	ZBY9220	0.007/*0.015*
	PARADA DE EMERGENCIA	-	-	Yellow	5	ZBY9420	0.007/*0.015*
	ARRESTO DI EMERGENZA	-	-	Yellow	5	ZBY9620	0.007/*0.015*

ZB4BW643

Illuminated Emergency switching off function only, mechanical latching pushbuttons *(3)*

Screw clamp terminal connections (Schneider Electric anti-loosening system)

Shape of head	Type of reset	Push Ø mm/*in.*	Color	Reference	Weight kg/*lb*
Heads only *(4)*					
	Push-pull	40/*1.575*	Red	ZB4BW643	0.051/*0.112*

ZBY9160

Circular yellow legends for ZB4BW643

Diameter mm/*in.*	Conforming to standards	Marking on yellow background	Sold in lots of	Unit reference	Weight kg/*lb*
Used for "Emergency switching off" function					
60/*2.362*	EN/IEC 60204-1	–	10	ZBY9101 *(5)*	0.004/*0.009*
		COUPURE D'URGENCE	10	ZBY9160	0.004/*0.009*
		EMERGENCY SWITCHING OFF	10	ZBY9360	0.004/*0.009*
		NOT AUS	10	ZBY9260	0.004/*0.009*
90/*3.543*	EN/IEC 60204-1	–	10	ZBY8101 *(5)*	0.008/*0.018*
		COUPURE D'URGENCE	10	ZBY8160	0.008/*0.018*

(1) For compliance with standard EN/ISO 13850, paragraph 4.4.6, the Emergency stop function logo has been added.
(2) For other legend models for Emergency stop and Emergency switching off function, see next page.
(3) For recommended maximum number of contacts constituting the body (fixing collar and contact) associated with the head, see pages 28 and 29.
(4) For use with bodies comprising a light source with Universal LED only.
(5) To add customized markings on these references using the online customization tool, see page 5.

Control and signaling units

Harmony XB4 metal

Diameter 22 mm accessories for pushbuttons

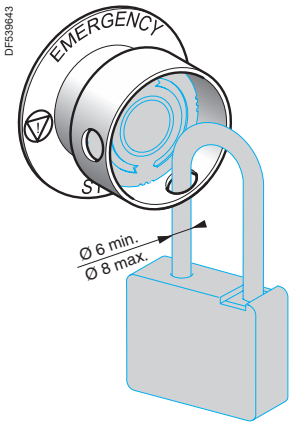

ZBZ3605

Accessories for mushroom head pushbuttons

Description	Exclusive use with the following Ø 40 mm/*1.575 in.* trigger action pushbuttons	Color	Reference	Weight kg/*lb*
Padlocking kit *(1) (2)* For Emergency stop *(3)* and Emergency switching off function *(4)*, padlockable	XB4BS844● XB4BS9445 ZB4BS844 ZB4BS944●	Yellow	ZBZ3605	0.045/*0.099*
Metal guards For Emergency stop and Emergency switching off function, padlockable *(5)*	XB4BT8● XB4BS8● XB4BS9● ZB4BT8● ZB4BS8● ZB4BS9●	Chromium plated	ZBZ1600	0.046/*0.101*
		Black	ZBZ1602	0.046/*0.101*
		Red	ZBZ1604	0.046/*0.101*
		Yellow	ZBZ1605	0.046/*0.101*
		Blue	ZBZ1606	0.046/*0.101*

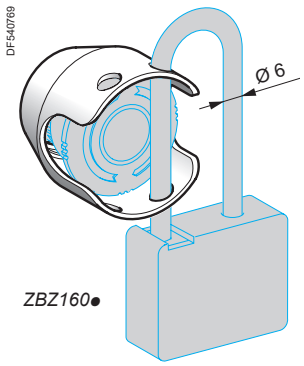

ZBZ160●

ZBZ1605

Description	Marking	Color	Sold in lots of	Reference	Weight kg/*lb*
Ø 60 mm/*2.362 in.* legend for padlocking device ZBZ3605 For Emergency stop function *(3)*	Unmarked	Yellow	10	ZBY9140T	0.004/*0.009*
	ARRET D'URGENCE	Yellow	10	ZBY9130T	0.004/*0.009*
	EMERGENCY STOP	Yellow	10	ZBY9330T	0.004/*0.009*
	NOT HALT	Yellow	10	ZBY9230T	0.004/*0.009*

ZBY9330T

*(1) Standard circular legends are not compatible with this product. Use special legends **ZBY9●●●T**.*
(2) No isolation function is possible when this guard is fitted.
(3) For conformity with standards EN/IEC 60204-1 and EN/ISO 13850.
(4) For conformity with standard EN/IEC 60204-1.
(5) No isolation function is possible when this guard is fitted.

Control and signaling units

Harmony XB4 metal

Diameter 22 mm accessories for pushbuttons

XB4_632_CPF.JR18307

ZBY9330M

XB4_632_CPF.JR18297

ZBY9360M

Circular yellow legends for metal guard ZBZ16●●

Description	Marking	Color	Sold in lots of	Reference	Weight kg/*lb*
For Emergency stop function					
Ø 60 mm/*2.362 in.* legend for metal guard ZBZ16●●	Unmarked	Yellow	10	ZBY9140M	0.004/*0.009*
	ARRET D'URGENCE	Yellow	10	ZBY9130M	0.004/*0.009*
	EMERGENCY STOP	Yellow	10	ZBY9330M	0.004/*0.009*
	NOT HALT	Yellow	10	ZBY9230M	0.004/*0.009*
	PARADA DE EMERGENZA	Yellow	10	ZBY9430M	0.004/*0.009*
	NOODSTOP	Yellow	10	ZBY9530M	0.004/*0.009*
	ARRESTO DI EMERGENZA	Yellow	10	ZBY9630M	0.004/*0.009*
	NODSTOPP	Yellow	10	ZBY9730M	0.004/*0.009*
	NODSTOP	Yellow	10	ZBY9830M	0.004/*0.009*
For Emergency switching off function					
Ø 60 mm/*2.362 in.* legend for metal guard ZBZ16●●	Unmarked	Yellow	10	ZBY9101M	0.004/*0.009*
	COUPURE D'URGENCE	Yellow	10	ZBY9160M	0.004/*0.009*
	EMERGENCY SWITCHING OFF	Yellow	10	ZBY9360M	0.004/*0.009*
	NOT AUS	Yellow	10	ZBY9260M	0.004/*0.009*
	DESCONEXION DE EMERGENCIA	Yellow	10	ZBY9460M	0.004/*0.009*

Control and signaling units

Harmony XB4 metal

Diameter 22 mm accessories for pushbuttons
Bellows for harsh environments

XB5_633_CPODA2016213

ZBZ2102

XB4_632_CPODA2016616

ZB4BZ1905

ZB4BZ2005

ZB4BZ2005

107353

ZB4BZ64

DF524008

ZBZ58

Other accessories

Description	For use with	Color		Reference	Weight kg/*lb*
Plastic guard	Selector switches and key switches	Black		ZBZ2102	0.005/*0.011*
	Emergency stop and Emergency switching off function	Yellow	Round guard 63.5 mm/ *2.5 in.*	ZB4BZ1905	0.005/*0.011*
		Yellow	Round guard 76.2 mm/ *3 in.*	ZB4BZ2105	0.005/*0.011*
		Yellow	Narrow flange guard	ZB4BZ2005	0.005/*0.011*
Padlockable flaps	Pushbuttons	Black		ZB4BZ62	0.076/*0.168*
		Red		ZB4BZ64	0.076/*0.168*
		Yellow		ZB4BZ65	0.076/*0.168*
		Blue		ZB4BZ66	0.076/*0.168*

Description	Material	For use with	Color	Sold in lots of	Unit reference	Weight kg/*lb*
Bellows seals for harsh environments (environments subject to humidity, dust, high-pressure cleaning, etc.) *(1)*	Silicone	Other functions	Black	2	ZBZ28	0.009/*0.020*
		Emergency stop/ Emergency switching off function	Yellow	2	ZBZ58	0.009/*0.020*

Description	Application	Sold in lots of	Unit reference	Weight kg/*lb*
Boot for contact block ZBE10● and ZBE10●3 *(2)*	For protection against dusty environment	1	ZBZ60	0.098/*0.216*

*(1) Only when mounted on control stations. Use legends **ZBY9●●●T**.*
(2) Restriction on use: Refer to the product instruction sheet on the Schneider Electric website, Harmony XB4 page.

Control and signaling units

Harmony XB4 metal

Diameter 22 mm large head pushbuttons with integrated bellows

PF101202

ZB4BC580

PF101213

ZB4BC28001

PF101208

Contact + ZB4BC28001

PF101209

Contact + ZB4BC28001RA

PF101203

ZBZ1902

PF101214

ZBZ60

Pushbuttons with integrated bellow

Shape of head	Color of push	Symbol	Reference	Weight kg/*lb*
Heads only, Ø 37 mm/*1.46 in.*, without marking				
Flush	White	–	ZB4BC180	0.036/*0.079*
	Black	–	ZB4BC280	0.036/*0.079*
	Green	–	ZB4BC380	0.036/*0.079*
	Red	–	ZB4BC480	0.036/*0.079*
	Yellow	–	ZB4BC580	0.036/*0.079*
	Blue	–	ZB4BC680	0.036/*0.079*
Heads only, Ø 37 mm/*1.46 in.*, with marking *(1)*				
Flush	Black	Bell	ZB4BC28001	0.036/*0.079*
	Yellow	Specific	ZB4BC58009	0.036/*0.079*
	Black	Specific	ZB4BC28010	0.036/*0.079*
	Red	0	ZB4BC48021	0.036/*0.079*
	Green	I	ZB4BC38023	0.036/*0.079*

Accessories

Description	Function	Reference	Weight kg/*lb*
Protective guard in plastic	Protection against accidental operation	ZBZ1902 *(2)*	0.010/*0.022*
Boot for contact block ZBE10●, ZBE10●3, and ZBE50● *(3)*	Protection against liquid and dust ingress	ZBZ60	0.098/*0.216*
Other versions	Customization with marking of your choice (texts or symbols) Rotation of head for horizontal mounting of the contact block *(1)* Please contact our Customer Care Center.		

(1) Heads are fixed relative to the position of the contact blocks:
- Contact blocks are normally used in the "vertical" position.
- To mount the contact block in the "horizontal" position, it is necessary to order an alternative head with the symbol rotated by 90°. Please add the suffix "RA" to the end of the references for alternative heads of your choice.
*Example: **ZB4BC28001** becomes **ZB4BC28001RA**.*
*(2) For heads with the "RA" suffix (**ZB4BC●●●●RA**) used with a guard, it is necessary to order the dedicated guard **ZBZ1902RA**.*
(3) Restriction for use: Refer to the product instruction sheet on www.schneider-electric.com.

Control and signaling units

Harmony XB4 metal

Diameter 22 mm pushbuttons, push-push

Pushbuttons with flush push *(1) (2)*

Shape of head	Type of push	Color of push	Reference	Weight kg/*lb*
Heads only				
	Flush *(3)*	White	ZB4BH01	0.029/*0.064*
		Black	ZB4BH02	0.029/*0.064*
		Green	ZB4BH03	0.029/*0.064*
		Red	ZB4BH04	0.029/*0.064*
		Yellow	ZB4BH05	0.029/*0.064*
		Blue	ZB4BH06	0.029/*0.064*

110045

ZB4BH02

Pushbuttons with projecting push *(1) (3)*

Shape of head	Type of push	Color of push	Reference	Weight kg/*lb*
Heads only				
	Projecting	White	ZB4BH1	0.029/*0.064*
		Black	ZB4BH2	0.029/*0.064*
		Green	ZB4BH3	0.029/*0.064*
		Red	ZB4BH4	0.029/*0.064*
		Yellow	ZB4BH5	0.029/*0.064*
		Blue	ZB4BH6	0.029/*0.064*

110068

ZB4BH6

Heads with black metal bezel

To order, add a **7** to the references selected from above.
Example: **ZB4BH01** becomes **ZB4BH017**.

(1) For recommended maximum number of contacts constituting the body (fixing collar and contact) associated with the head, see pages 28 to 31.
(2) Caps to be ordered separately (see page 70).
(3) To add customized markings on these references using the online customization tool, see page 5.

Control and signaling units

Harmony XB4 metal

Diameter 22 mm illuminated pushbuttons, push-push, with Universal LED

110051

ZB4BH033

XB4_632_CPSCT16036

ZB4BH083

110168

ZB4BH63

Illuminated pushbuttons with flush push *(1) (2)*

Shape of head	Type of push	Color of lens	Reference	Weight kg/*lb*
Heads only *(3)*				
	Flush	White	ZB4BH013	0.026/*0.057*
		Green	ZB4BH033	0.026/*0.057*
		Red	ZB4BH043	0.026/*0.057*
		Orange	ZB4BH053	0.026/*0.057*
		Yellow	ZB4BH083	0.026/*0.057*
		Blue	ZB4BH063	0.026/*0.057*

Illuminated pushbuttons with projecting push *(1) (2)*

Shape of head	Type of push	Color of lens	Reference	Weight kg/*lb*
Heads only *(3)*				
	Projecting	White	ZB4BH13	0.026/*0.057*
		Green	ZB4BH33	0.026/*0.057*
		Red	ZB4BH43	0.026/*0.057*
		Orange	ZB4BH53	0.026/*0.057*
		Yellow	ZB4BH83	0.026/*0.057*
		Blue	ZB4BH63	0.026/*0.057*

Heads with black metal bezel

To order, add a **7** to the references selected from above.
Example: **ZB4BH013** becomes **ZB4BH0137**.

(1) For recommended maximum number of contacts constituting the body (fixing collar and contact) associated with the head, see pages 28 to 31.
(2) To add customized markings on these references using the online customization tool, see page 5.
(3) For use with bodies comprising a light source with Universal LED only.

Control and signaling units

Harmony XB4 metal

Diameter 22 mm selector switches with standard handle

PF152016

XB4BD33

XB4BD255

XB4BD255

PF106195

ZB4BD4

Selector switches with standard handle *(1)*

Shape of head	Type of operator	Type of contact NO	Type of contact NC	Positions Number	Positions Type	Reference	Weight kg/*lb*
Complete units							
Screw clamp terminal connections (Schneider Electric anti-loosening system)							
	Standard handle, black	1	–	2-position 90°	Stay put	**XB4BD21** (**ZB4BZ101** + **ZB4BD2**)	0.095/*0.209*
		1	–		Spring return from right to left	**XB4BD41** (**ZB4BZ101** + **ZB4BD4**)	0.100/*0.220*
		1	1		Stay put	**XB4BD25** (**ZB4BZ105** + **ZB4BD2**)	0.095/*0.209*
		2	–	3-position ± 45°	Stay put	**XB4BD33** (**ZB4BZ103** + **ZB4BD3**)	0.095/*0.209*
					Spring return to center	**XB4BD53** (**ZB4BZ103** + **ZB4BD5**)	0.095/*0.209*
Compact push-in terminal connections							
	Standard handle, black	1	–	2-position 90°	Stay put	**XB4BD215** (**ZB4BZ1015** + **ZB4BD2**)	0.109/*0.240*
		1	–		Spring return from right to left	**XB4BD415** (**ZB4BZ1015** + **ZB4BD4**)	0.109/*0.240*
		1	1		Stay put	**XB4BD255** (**ZB4BZ1055** + **ZB4BD2**)	0.113/*0.249*
		2	–	3-position ± 45°	Stay put	**XB4BD335** (**ZB4BZ1035** + **ZB4BD3**)	0.113/*0.249*
					Spring return to center	**XB4BD535** (**ZB4BZ1035** + **ZB4BD5**)	0.113/*0.249*
Heads only, for screw clamp or compact push-in terminal connections *(2)*							
	Standard handle, black			2-position 90°	Stay put	**ZB4BD2**	0.040/*0.088*
					Spring return from right to left	**ZB4BD4**	0.045/*0.099*
				3-position ± 45°	Stay put	**ZB4BD3**	0.040/*0.088*
					Spring return to center	**ZB4BD5**	0.040/*0.088*
					Spring return from left to center	**ZB4BD7**	0.040/*0.088*
					Spring return from right to center	**ZB4BD8**	0.040/*0.088*

Heads only with other colored handles

Standard handle, white	Add suffix **01** to the reference, example: **ZB4BD201**
Standard handle, green	Add suffix **03** to the reference, example: **ZB4BD203**
Standard handle, red	Add suffix **04** to the reference, example: **ZB4BD204**
Standard handle, yellow	Add suffix **05** to the reference, example: **ZB4BD205**
Standard handle, blue	Add suffix **06** to the reference, example: **ZB4BD206**

Heads with black metal bezel

For heads with standard black handle only. To order, add the suffix 7 to the references selected from above.
Example: **ZB4BD2** becomes **ZB4BD27**.

(1) For recommended maximum number of contacts and sequence of contacts constituting the body (fixing collar + contact) associated with the head, see pages 28 to 31.

(2) To add customized markings on these references using the online customization tool, see page 5.

Control and signaling units

Harmony XB4 metal

Diameter 22 mm selector switches with long handle

PF106190



ZB4BJ33

PF106196

ZB4BJ3

Selector switches with long handle *(1)*

Shape of head	Type of operator	Type of contact NO	Type of contact NC	Positions Number	Positions Type	Reference	Weight kg/*lb*
Complete units							
Screw clamp terminal connections (Schneider Electric anti-loosening system)							
	Long handle, black	1	–	2-position 90°	Stay put	**XB4BJ21** (**ZB4BZ101** + **ZB4BJ2**)	0.096/*0.212*
		2	–	3-position ± 45°	Stay put	**XB4BJ33** (**ZB4BZ103** + **ZB4BJ3**)	0.096/*0.212*
					Spring return to center	**XB4BJ53** (**ZB4BZ103** + **ZB4BJ5**)	0.096/*0.212*
Heads only							
	Long handle, black *(2)*			2-position 90°	Stay put	**ZB4BJ2**	0.040/*0.088*
					Spring return from right to left	**ZB4BJ4**	0.045/*0.099*
				3-position ± 45°	Stay put	**ZB4BJ3**	0.040/*0.088*
					Spring return to center	**ZB4BJ5**	0.040/*0.088*
					Spring return from left to center	**ZB4BJ7**	0.040/*0.088*
					Spring return from right to center	**ZB4BJ8**	0.040/*0.088*

Heads with black metal bezel

To order, add a **7** to the references selected from above.
Example: **ZB4BJ2** becomes **ZB4BJ27**.

(1) For recommended maximum number of contacts and sequence of contacts constituting the body (fixing collar + contact) associated with the head, see pages 28 and 29.

(2) To add customized markings on these references using the online customization tool, see page 5.

Control and signaling units

Harmony XB4 metal

Diameter 22 mm key switches
Key 455

XB4BG33

XB4BG●35

Key switches *(1) (2)*

Shape of head	Type of operator	Type of contact NO	Type of contact NC	Positions Number	Positions Type		Reference	Weight kg/*lb*
Complete units								
Screw clamp terminal connections (Schneider Electric anti-loosening system)								
	Key switch with key 455	1	–	2-position 90°	Stay put		XB4BG21 (ZB4BZ101 + ZB4BG2)	0.153/*0.337*
							XB4BG41 (ZB4BZ101 + ZB4BG4)	0.153/*0.337*
					Spring return to left		XB4BG61 (ZB4BZ101 + ZB4BG6)	0.153/*0.337*
		2	–	3-position ± 45°	Stay put		XB4BG03 (ZB4BZ103 + ZB4BG0)	0.153/*0.337*
							XB4BG33 (ZB4BZ103 + ZB4BG3)	0.153/*0.337*
Compact push-in terminal connections								
	Key switch with key 455	1	–	2-position 90°	Stay put		XB4BG215 (ZB4BZ1015 + ZB4BG2)	0.121/*0.266*
							XB4BG415 (ZB4BZ1015 + ZB4BG4)	0.121/*0.266*
					Spring return to left		XB4BG615 (ZB4BZ1015 + ZB4BG6)	0.121/*0.266*
		2	–	3-position ± 45°	Stay put		XB4BG035 (ZB4BZ1035 + ZB4BG0)	0.127/*0.279*
							XB4BG335 (ZB4BZ1035 + ZB4BG3)	0.127/*0.279*

1) For recommended maximum number of contacts and sequence of contacts constituting the body (fixing collar + contact) associated with the head, see pages 28 to 31.
(2) The symbol ⚷ indicates key withdrawal position(s).

Control and signaling units

Harmony XB4 metal

Diameter 22 mm key switches

Key 455

Key switches (continued) *(1) (2)*

Shape of head	Type of operator	Positions Number	Positions Type		Reference	Weight kg/*lb*
Heads only, for screw clamp or compact push-in terminal connections						
	Key switch with key 455 *(3)*	2-position 90°	Stay put		ZB4BG2	0.098/*0.216*
					ZB4BG02	0.098/*0.216*
					ZB4BG4	0.098/*0.216*
			Spring return from right to left		ZB4BG6	0.098/*0.216*
		3-position ± 45°	Stay put		ZB4BG0	0.098/*0.216*
					ZB4BG03	0.098/*0.216*
					ZB4BG04	0.098/*0.216*
					ZB4BG3	0.098/*0.216*
					ZB4BG5	0.098/*0.216*
					ZB4BG9	0.098/*0.216*
					ZB4BG09	0.098/*0.216*
			Spring return from left to center		ZB4BG1	0.098/*0.216*
					ZB4BG01	0.098/*0.216*
			Spring return to center		ZB4BG7	0.098/*0.216*
			Spring return from right to center		ZB4BG8	0.098/*0.216*
					ZB4BG05	0.098/*0.216*
					ZB4BG08	0.098/*0.216*

106199

ZB4BG0

Heads with black metal bezel

To order, add a **7** to the references selected from above. Example: **ZB4BG2** becomes **ZB4BG27**.

(1) For recommended maximum number of contacts and sequence of contacts constituting the body (fixing collar + contact) associated with the head, see pages 28 to 31.
(2) The symbol indicates key withdrawal position(s).
(3) For specific keys, please contact our Customer Care Center.

Control and signaling units

Harmony XB4 metal

Diameter 22 mm key switches with TEC10 key
Selector switches with knurled knob, toggle switches

ZB4BG2TEC10

Key switches with TEC10 key

Shape of head	Type of operator	Positions Number	Positions Type		Reference	Weight kg/*lb*
Heads only						
	Key switch with TEC10 key	2-position 90°	Stay put		**ZB4BG2TEC10**	0.160/*0.353*
					ZB4BG4TEC10	0.160/*0.353*
			Spring return from right to left		**ZB4BG6TEC10**	0.170/*0.375*

PF106198

ZB4BD29

Selector switches with knurled knob *(1)*

Shape of head	Type of operator	Positions Number	Positions Type		Reference	Weight kg/*lb*
Heads only						
	Black knurled knob	2-position 90°	Stay put		**ZB4BD29**	0.043/*0.095*
			Spring return from right to left		**ZB4BD49**	0.050/*0.110*
			Spring return to center		**ZB4BD59**	0.040/*0.088*
			Spring return from right to center		**ZB4BD89**	0.040/*0.088*

814205

ZB4BD28

Toggle switches *(1)*

Shape of head	Type of operator	Positions Number	Positions Type		Reference	Weight kg/*lb*
Heads only						
	Black lever	2-position 90°	Stay put		**ZB4BD28**	0.026/*0.057*
			Spring return		**ZB4BD48**	0.026/*0.057*

Heads with black metal bezel

To order, add a **7** to the references selected from above.
Example: **ZB4BD29** becomes **ZB4BD297**.

For the references with TEC10 key, add the 7 before TEC10.
Example: **ZB4BG2TEC10** becomes **ZB4BG27TEC10**.

(1) For recommended maximum number of contacts and sequence of contacts constituting the body (fixing collar + contact) associated with the head, see pages 28 to 31.

Control and signaling units

Harmony XB4 metal

Diameter 22 mm illuminated selector switches with standard handle, with Universal LED

PF106192



XB4BK123B5

PF106193



XB4BK134B5

Illuminated selector switches with standard handle, with Universal LED *(1)*

Shape of head	Type of operator	Type of contact NO	Type of contact NC	Positions: Number Type	Supply voltage V	Color of handle	Reference	Weight kg/*lb*
Complete units								
Screw clamp terminal connections (Schneider Electric anti-loosening system)								
	Standard handle	1	1	2-position Stay put 90°	24 ⎓ (50/60 Hz)	Green	XB4BK123B5 (ZB4BW0B15 + ZB4BK1233)	0.101/*0.223*
						Red	XB4BK124B5 (ZB4BW0B15 + ZB4BK1243)	0.101/*0.223*
						Orange	XB4BK125B5 (ZB4BW0B15 + ZB4BK1253)	0.101/*0.223*
					110...120 ∿ (50/60 Hz)	Green	XB4BK123G5 (ZB4BW0G15 + ZB4BK1233)	0.101/*0.223*
						Red	XB4BK124G5 (ZB4BW0G15 + ZB4BK1243)	0.101/*0.223*
						Orange	XB4BK125G5 (ZB4BW0G15 + ZB4BK1253)	0.101/*0.223*
					230...240 ∿ (50/60 Hz)	Green	XB4BK123M5 (ZB4BW0M15 + ZB4BK1233)	0.101/*0.223*
						Red	XB4BK124M5 (ZB4BW0M15 + ZB4BK1243)	0.101/*0.223*
						Orange	XB4BK125M5 (ZB4BW0M15 + ZB4BK1253)	0.101/*0.223*
		1	1	3-position Stay put ± 45°	24 ⎓ (50/60 Hz)	Green	XB4BK133B5 (ZB4BW0B15 + ZB4BK1333)	0.101/*0.223*
						Red	XB4BK134B5 (ZB4BW0B15 + ZB4BK1343)	0.101/*0.223*
						Orange	XB4BK135B5 (ZB4BW0B15 + ZB4BK1353)	0.101/*0.223*
					110...120 ∿ (50/60 Hz)	Green	XB4BK133G5 (ZB4BW0G15 + ZB4BK1333)	0.101/*0.223*
						Red	XB4BK134G5 (ZB4BW0G15 + ZB4BK1343)	0.101/*0.223*
						Orange	XB4BK135G5 (ZB4BW0G15 + ZB4BK1353)	0.101/*0.223*
					230...240 ∿ (50/60 Hz)	Green	XB4BK133M5 (ZB4BW0M15 + ZB4BK1333)	0.101/*0.223*
						Red	XB4BK134M5 (ZB4BW0M15 + ZB4BK1343)	0.101/*0.223*
						Orange	XB4BK135M5 (ZB4BW0M15 + ZB4BK1353)	0.101/*0.223*

(1) For recommended maximum number of contacts constituting the body (fixing collar and contact) associated with the head, see pages 28 and 29.

Control and signaling units

Harmony XB4 metal

Diameter 22 mm illuminated selector switches with standard handle, with Universal LED

Illuminated selector switches with standard handle, with Universal LED *(1)* **(continued)**

Shape of head	Type of operator	Positions: Number	Positions: Type	Color of handle	Reference	Weight kg/*lb*
Heads only *(2)*						
	Standard handle	2-position 90°	Stay put	White	ZB4BK1213	0.036/*0.079*
				Green	ZB4BK1233	0.036/*0.079*
				Red	ZB4BK1243	0.036/*0.079*
				Orange	ZB4BK1253	0.036/*0.079*
				Yellow	ZB4BK1283	0.036/*0.079*
				Blue	ZB4BK1263	0.036/*0.079*
			Spring return from right to left	White	ZB4BK1413	0.037/*0.082*
				Green	ZB4BK1433	0.037/*0.082*
				Red	ZB4BK1443	0.037/*0.082*
				Orange	ZB4BK1453	0.037/*0.082*
				Yellow	ZB4BK1483	0.037/*0.082*
				Blue	ZB4BK1463	0.037/*0.082*
		3-position ± 45°	Stay put	White	ZB4BK1313	0.036/*0.079*
				Green	ZB4BK1333	0.036/*0.079*
				Red	ZB4BK1343	0.036/*0.079*
				Orange	ZB4BK1353	0.036/*0.079*
				Yellow	ZB4BK1383	0.036/*0.079*
				Blue	ZB4BK1363	0.036/*0.079*
			Spring return to center	White	ZB4BK1513	0.036/*0.079*
				Green	ZB4BK1533	0.036/*0.079*
				Red	ZB4BK1543	0.036/*0.079*
				Orange	ZB4BK1553	0.036/*0.079*
				Yellow	ZB4BK1583	0.036/*0.079*
				Blue	ZB4BK1563	0.036/*0.079*
			Spring return from right to center	White	ZB4BK1813	0.036/*0.079*
				Green	ZB4BK1833	0.036/*0.079*
				Red	ZB4BK1843	0.036/*0.079*
				Orange	ZB4BK1853	0.036/*0.079*
				Yellow	ZB4BK1883	0.036/*0.079*
				Blue	ZB4BK1863	0.036/*0.079*
			Spring return from left to center	White	ZB4BK1713	0.036/*0.079*
				Green	ZB4BK1733	0.036/*0.079*
				Red	ZB4BK1743	0.036/*0.079*
				Orange	ZB4BK1753	0.036/*0.079*
				Yellow	ZB4BK1783	0.036/*0.079*
				Blue	ZB4BK1763	0.036/*0.079*

UN Universal for all color heads

107700

ZB4BK1343

Heads with black metal bezel

To order, add a **7** to the references selected from above.
Example: **ZB4BK1213** becomes **ZB4BK12137**.

(1) For recommended maximum number of contacts constituting the body (fixing collar and contact) associated with the head, see pages 28 to 31.
(2) For use with bodies comprising a light source with Universal LED only.

Control and signaling units

Harmony XB4 metal

Diameter 22 mm pilot lights with Universal LED

PF152011

XB4BVB5

107427_40

XB4BVB6

XB4BVB55_30

XB4BVB55

XB4BVGM3T_CP211108

XB4BVGM3T

Pilot lights with Universal LED *(1)*

Shape of head	Supply voltage V	Color	Reference	Weight kg/*lb*
Complete units				
Screw clamp terminal connections (Schneider Electric anti-loosening system)				
■ With plain lens				
	24 ⎓ (50/60 Hz)	White	XB4BVB1 (ZB4BVB1 + ZB4BV013)	0.080/*0.176*
		Green	XB4BVB3 (ZB4BVB1 + ZB4BV033)	0.080/*0.176*
		Red	XB4BVB4 (ZB4BVB1 + ZB4BV043)	0.080/*0.176*
		Orange	XB4BVB5 (ZB4BVB1 + ZB4BV053)	0.080/*0.176*
		Blue	XB4BVB6 (ZB4BVB1 + ZB4BV063)	0.080/*0.176*
	110...120 ∼ (50/60 Hz)	White	XB4BVG1 (ZB4BVG1 + ZB4BV013)	0.080/*0.176*
		Green	XB4BVG3 (ZB4BVG1 + ZB4BV033)	0.080/*0.176*
		Red	XB4BVG4 (ZB4BVG1 + ZB4BV043)	0.080/*0.176*
		Orange	XB4BVG5 (ZB4BVG1 + ZB4BV053)	0.080/*0.176*
		Blue	XB4BVG6 (ZB4BVG1 + ZB4BV063)	0.080/*0.176*
	230...240 ∼ (50/60 Hz)	White	XB4BVM1 (ZB4BVM1 + ZB4BV013)	0.080/*0.176*
		Green	XB4BVM3 (ZB4BVM1 + ZB4BV033)	0.080/*0.176*
		Red	XB4BVM4 (ZB4BVM1 + ZB4BV043)	0.080/*0.176*
		Orange	XB4BVM5 (ZB4BVM1 + ZB4BV053)	0.080/*0.176*
		Blue	XB4BVM6 (ZB4BVM1 + ZB4BV063)	0.080/*0.176*
Compact push-in terminal connections				
■ With plain lens				
	24 ⎓ (50/60 Hz)	White	XB4BVB15 (ZBVB15 + ZB4BZ009 + ZB4BV013)	0.076/*0.167*
		Green	XB4BVB35 (ZBVB15 + ZB4BZ009 + ZB4BV033)	0.076/*0.167*
		Red	XB4BVB45 (ZBVB15 + ZB4BZ009 + ZB4BV043)	0.076/*0.167*
		Orange	XB4BVB55 (ZBVB15 + ZB4BZ009 + ZB4BV053)	0.076/*0.167*
		Blue	XB4BVB65 (ZBVB15 + ZB4BZ009 + ZB4BV063)	0.076/*0.167*
	110...120 ∼ (50/60 Hz)	Green	XB4BVG35 (ZBVG15 + ZB4BZ009 + ZB4BV033)	0.076/*0.167*
Complete units for severe applications *(2)*				
Screw clamp terminal connections (Schneider Electric anti-loosening system)				
■ With plain lens				
	110...240 ∼ (50/60 Hz)	White	XB4BVGM1T	0.080/*0.176*
		Green	XB4BVGM3T	0.080/*0.176*
		Red	XB4BVGM4T	0.080/*0.176*
		Orange	XB4BVGM5T	0.080/*0.176*
		Blue	XB4BVGM6T	0.080/*0.176*

(1) To add customized markings on these references using the online customization tool, see page 5.
(2) To be used with inductive loads, off-grid power generators specifically in Marine applications, or polluted supply voltage.

Control and signaling units

Harmony XB4 metal

Diameter 22 mm pilot lights with Universal LED

101233

ZB4BV063

XB4_632_CPSCT16037

ZB4BV083

101234

ZB4BV043S

Pilot lights with Universal LED

Screw clamp terminal connections (Schneider Electric anti-loosening system)

Heads only, for screw clamp or compact push-in terminal connections *(1)*

Shape of head	For use with body comprising light source type	Color of lens	Reference	Weight kg/*lb*
■ With plain lens				
	Universal LED only	White	ZB4BV013 *(2)*	0.026/*0.057*
		Green	ZB4BV033 *(2)*	0.026/*0.057*
		Red	ZB4BV043 *(2)*	0.026/*0.057*
		Orange	ZB4BV053 *(2)*	0.026/*0.057*
		Yellow	ZB4BV083 *(2)*	0.026/*0.057*
		Blue	ZB4BV063 *(2)*	0.026/*0.057*
		5 colors *(3)*	ZB4BV003	0.026/*0.057*
■ With plain lens, for insertion of legend *(3)*				
	Universal LED only	White	ZB4BV013E	0.026/*0.057*
		Green	ZB4BV033E	0.026/*0.057*
		Red	ZB4BV043E	0.026/*0.057*
		Orange	ZB4BV053E	0.026/*0.057*
		Yellow	ZB4BV083E	0.026/*0.057*
		Blue	ZB4BV063E	0.026/*0.057*
■ With grooved lens *(4) (2)*				
	Universal LED only	White	ZB4BV013S	0.026/*0.057*
		Green	ZB4BV033S	0.026/*0.057*
		Red	ZB4BV043S	0.026/*0.057*
		Orange	ZB4BV053S	0.026/*0.057*
		Yellow	ZB4BV083S	0.026/*0.057*
		Blue	ZB4BV063S	0.026/*0.057*

(1) For use with bodies comprising a light source with Universal LED only.
(2) To add customized markings on these references using the online customization tool, see page 5.
(3) Head supplied with 5 different colored lenses (white, green, red, orange, and blue) not fitted, for insertion of legend.
(4) For use in bright ambient light conditions (for example, outdoors in sunlight).

Control and signaling units

Harmony XB4 metal

Diameter 22 mm pilot lights with intergral LED and with BA9s base fitting

PF512544

XB4BV5B1

Pilot lights with integral LED and transformer (1.2 VA, 24 V secondary) *(1)*

Shape of head	Supply voltage V	Color	Reference	Weight kg/*lb*
Complete units - With plain lens				
Screw clamp terminal connections (Schneider Electric anti-loosening system)				
	400 ∿ (50 Hz) *(2)*	White	XB4BV5B1	0.172/*0.379*
		Green	XB4BV5B3	0.172/*0.379*
		Red	XB4BV5B4	0.172/*0.379*
		Orange	XB4BV5B5	0.172/*0.379*
		Blue	XB4BV5B6	0.172/*0.379*

101178-68-Q

XB4BV64

PF512545-68-Q

XB4BV33

Pilot lights with BA9s base fitting, with plain or grooved lens *(1)*

Screw clamp terminal connections (Schneider Electric anti-loosening system)

Shape of head	Supply voltage V	Color	Reference	Weight kg/*lb*
Complete units - With plain lens				
■ Direct supply, for BA9s bulb, U ≤ 250 V, 2.4 W max. (bulb not included)				
	≤ 250	White	XB4BV61 (ZB4BV6 + ZB4BV01)	0.075/*0.165*
		Green	XB4BV63 (ZB4BV6 + ZB4BV03)	0.075/*0.165*
		Red	XB4BV64 (ZB4BV6 + ZB4BV04)	0.075/*0.165*
		Orange	XB4BV65 (ZB4BV6 + ZB4BV05)	0.075/*0.165*
■ Via integral transformer, 1.2 VA, 6 V secondary, with BA9s incandescent bulb (included)				
	110...120 ∿ (50/60 Hz)	White	XB4BV31 (ZB4BV3 + ZB4BV01)	0.152/*0.335*
		Green	XB4BV33 (ZB4BV3 + ZB4BV03)	0.152/*0.335*
		Red	XB4BV34 (ZB4BV3 + ZB4BV04)	0.152/*0.335*
		Orange	XB4BV35 (ZB4BV3 + ZB4BV05)	0.152/*0.335*
	230 ∿ (50 Hz) 220...240 ∿ (60 Hz)	White	XB4BV41 (ZB4BV4 + ZB4BV01)	0.152/*0.335*
		Green	XB4BV43 (ZB4BV4 + ZB4BV03)	0.152/*0.335*
		Red	XB4BV44 (ZB4BV4 + ZB4BV04)	0.152/*0.335*
		Orange	XB4BV45 (ZB4BV4 + ZB4BV05)	0.152/*0.335*

Heads only *(3)*

Shape of head	For use with body comprising light source type	Color of lens	Reference	Weight kg/*lb*
■ With plain lens				
	With BA9s base fitting	White	ZB4BV01	0.027/*0.060*
		Green	ZB4BV03	0.027/*0.060*
		Red	ZB4BV04	0.027/*0.060*
		Orange	ZB4BV05	0.027/*0.060*
		Blue	ZB4BV06	0.027/*0.060*
		Clear	ZB4BV07	0.027/*0.060*
■ With grooved lens *(4)*				
	With BA9s base fitting	White	ZB4BV01S	0.027/*0.060*
		Green	ZB4BV03S	0.027/*0.060*
		Red	ZB4BV04S	0.027/*0.060*
		Orange	ZB4BV05S	0.027/*0.060*
		Blue	ZB4BV06S	0.027/*0.060*
		Clear	ZB4BV07S	0.027/*0.060*

101234

ZB4BV04

PG113109-34-Q

ZB4BV06S

(1) To add customized markings on these references using the online customization tool, see page 5.

*(2) To order 440...460 V ∿ - 60 Hz tranformer blocks, replace "5" in the reference with "8". Example: **XB4BV5B1** becomes **XB4BV8B1**. To order 550...600 V ∿ - 60 Hz blocks, replace "5" with "9". Example: **XB4BV5B1** becomes **XB4BV9B1**.*

(3) For use with bodies comprising a light source with BA9s base fitting (incandescent, neon, or LED) only.

(4) For use in bright ambient light conditions (for example, outdoors in sunlight).

Control and signaling units

Harmony XB4 metal

Diameter 22 mm push-to-test pilot light

XB4BW21B5

XB4BW25G5

Push-to-test pilot light

Shape of head	Supply voltage V	Color	Reference	Weight kg/*lb*
Complete units - With plain lens				
	24 ⎓ (50/60 Hz)	White	**XB4BW21B5**	0.090/*0.198*
	24 ⎓ (50/60 Hz)	Green	**XB4BW23B5**	0.090/*0.198*
	24 ⎓ (50/60 Hz)	Red	**XB4BW24B5**	0.090/*0.198*
	24 ⎓ (50/60 Hz)	Orange	**XB4BW25B5**	0.090/*0.198*
	24 ⎓ (50/60 Hz)	Yellow	**XB4BW28B5**	0.090/*0.198*
	24 ⎓ (50/60 Hz)	Blue	**XB4BW26B5**	0.090/*0.198*
	110...120 ∿ (50 - 60 Hz)	White	**XB4BW21G5**	0.090/*0.198*
	110...120 ∿ (50 - 60 Hz)	Green	**XB4BW23G5**	0.090/*0.198*
	110...120 ∿ (50 - 60 Hz)	Red	**XB4BW24G5**	0.090/*0.198*
	110...120 ∿ (50 - 60 Hz)	Orange	**XB4BW25G5**	0.090/*0.198*
	110...120 ∿ (50 - 60 Hz)	Yellow	**XB4BW28G5**	0.090/*0.198*
	110...120 ∿ (50 - 60 Hz)	Blue	**XB4BW26G5**	0.090/*0.198*

Control and signaling units

Harmony XB4 metal

Diameter 22 mm specific functions

Pushbuttons for manual overload reset, potentiometers

101161

XB4BA821

Manual overload reset pushbuttons

Shape of head	Travel mm/*in.*	Actuation distance mm/*in.*	Color	Reference	Weight kg/*lb*
With flush push					
	10/*0.394*	6…16/*0.236...0.630*	Black	XB4BA821	0.037/*0.082*
		16…26/*0.630...1.024*	Black	XB4BA822	0.038/*0.084*
	14/*0.551*	30…130/*1.181...5.118*	Black	XB4BA921	0.058/*0.128*
			Red	XB4BA941	0.058/*0.128*
			Blue	XB4BA961	0.058/*0.128*
		130…257/*5.118...10.118*	Black	XB4BA922	0.071/*0.157*
			Red	XB4BA942	0.071/*0.157*
			Blue	XB4BA962	0.071/*0.157*

XB4_632_CPSCT16007B

XB4BD912R1K

Complete potentiometers

Description	Resistance kΩ	Reference	Weight kg/*lb*
+/- 10% linear mode precision complete potentiometer with screw terminals	1	XB4BD912R1K	0.095/*0.209*
	4.7	XB4BD912R4K7	0.095/*0.209*
	10	XB4BD912R10K	0.095/*0.209*
	47	XB4BD912R47K	0.095/*0.209*
	100	XB4BD912R100K	0.095/*0.209*
	470	XB4BD912R470K	0.095/*0.209*

814341

ZB4BD912

Heads and mounting base for potentiometer

Shape of head	Description	For use with	Reference	Weight kg/*lb*
	For potentiometer with shaft length 45 to 50 mm/*1.772 to 1.968 in.*	6 mm/ *0.236 in.* shaft	ZB4BD912	0.080/*0.176*
		6.35 mm/ *0.250 in.* shaft	ZB4BD922	0.080/*0.176*

Control and signaling units

Harmony XB4 metal

Diameter 22 mm specific functions
Timers, hour counters, annunciators
USB/RJ45 ports, fuse carrier, basic displays

XB5_633_CPSCT16045
XB5DTB22

Timers

Description	Output type	Supply voltage V	Time delay type	Time delay range	Reference	Weight kg/*lb*
Panel-mounted timer function with status LED and 1 static output in 22.5 mm/*0.886 in.* hole	1 static output	24 ⎓	Type A (delay on energization)	0.5…10s	XB5DTB22	0.027/*0.060*
				3…60 s	XB5DTB23	0.027/*0.060*
				0.5…10 min	XB5DTB24	0.027/*0.060*
				3…60 min	XB5DTB25	0.027/*0.060*
		100…240 ≂ (50/60 Hz)	Type A (delay on energization)	0.5…10s	XB5DTGM2	0.027/*0.060*
				3…60 s	XB5DTGM3	0.027/*0.060*
				0.5…10 min	XB5DTGM4	0.027/*0.060*
				3…60 min	XB5DTGM5	0.027/*0.060*

101187
XB5DSB

Hour counters

Characteristics	Supply voltage V	Reference	Weight kg/*lb*
Indication 0…9999.9	12…24 ≂ (50 or 60 Hz)	XB5DSB	0.045/*0.099*
	120 ∿ (60 Hz)	XB5DSG	0.045/*0.099*
	230…240 ∿ (50 Hz)	XB5DSM *(1)*	0.045/*0.099*

Annunciators (IP66, IP67, and IP69)

Characteristics	Supply voltage V	Color	Reference	Weight kg/*lb*
Continuous or intermittent non-illuminated buzzer - 90 dB, 6.8 kHz	24 ≂ (50 or 60 Hz)	-	XB5KSB	0.024/*0.053*
	110…120 V ≂ (50 or 60 Hz)	-	XB5KSG	0.024/*0.053*
	230…240 ∿ (50 or 60 Hz)	-	XB5KSM	0.024/*0.053*
Continuous or intermittent illuminated buzzer - 90 dB, 6.8 kHz	24 ≂ (50 or 60 Hz)	Red	XB5KS2B4	0.024/*0.053*
	110…120 V ≂ (50 or 60 Hz)	Red	XB5KS2G4	0.024/*0.053*
	230…240 ∿ (50 or 60 Hz)	Red	XB5KS2M4	0.024/*0.053*
	24V ≂ (50 or 60 Hz)	Yellow	XB5KS2B8	0.024/*0.053*
	110…120 V ≂ (50 or 60 Hz)	Yellow	XB5KS2G8	0.024/*0.053*
	230…240 ∿ (50 or 60 Hz)	Yellow	XB5KS2M8	0.024/*0.053*

XB5_633_CPSCT117092
XB5KS2B4

XB5_633_CPSCT16027
XB5PUSB3

XB5_633_CPSCT16027
XB5PRJ45

USB and RJ45 ports

Description	Interface type	Connection type	Degree of protection	Reference	Weight kg/*lb*
Panel-mounted USB and RJ45 ports in 22.5 mm/*0.886 in.* hole with notch	USB interface, jack type A	USB port 3.0 A-A	IP20, IP65, IP67, IP69K with protection cover *(2)*	XB5PUSB3	0.017/*0.037*
	Ethernet interface, RJ45 jack	RJ45 port Cat. 6	IP20, IP65, IP67, IP69K with protection cover *(2)*	XB5PRJ45	0.027/*0.060*

101300
XB5DT1S

Fuse carrier

Description	For use with	Reference	Weight kg/*lb*
Fuse carrier	5 x 20 mm/*0.197 x 0.787 in.* fuse 6.3 A - 250 V	XB5DT1S	0.022/*0.049*

XB5_633_CPMFS18705B
XBH1AA0G4

XB5_633_CPMFS18706B
XBH1AA0R4

Basic displays

Description	Input current range	LED color	Reference	Weight kg/*lb*
Digital panel meter LED display, 1 current input , -999…9999	4...20 mA	Green	XBH1AA0G4	0.032/*0.070*
		Red	XBH1AA0R4	0.032/*0.070*

*(1) To order a 60 Hz hour counter, add a suffix 6. The reference **XB5DSM** becomes **XB5DSM6**.*
(2) For protection covers, see page 78.

Control and signaling units

Harmony XB4 metal

Diameter 22 mm specific functions
Joystick controllers, wobblesticks

101189

XD4PA12

Joystick controllers (with 54 mm/*2.126 in.* long operating shaft) *(1)*
Screw clamp terminal connections (Schneider Electric anti-loosening system)

Description	Operation	Spring return to zero position	Reference	Weight kg/*lb*
Complete products				
2-direction	1 notch 1 NO contact per direction	Without	XD4PA12	0.116/*0.256*
		With	XD4PA22	0.116/*0.256*
4-direction	1 notch 1 NO contact per direction	Without	XD4PA14	0.133/*0.293*
		With	XD4PA24	0.133/*0.293*

105074

ZD4PA103

105072



ZD4PA203

105073

ZD4PA12

Sub-assemblies for joystick controllers

Description	Functions	Reference	Weight kg/*lb*
Complete body/contact assemblies	2-direction	ZD4PA103	0.049/*0.108*
	4-direction	ZD4PA203	0.058/*0.128*
Complete head assemblies with operating shaft	2-direction, stay put	ZD4PA12	0.022/*0.049*
	2-direction, spring return to zero position	ZD4PA22	0.022/*0.049*
	4-direction, stay put	ZD4PA14	0.022/*0.049*
	4-direction, spring return to zero position	ZD4PA24	0.022/*0.049*
Other versions	Joystick controllers and complete body/contact assemblies for joystick controllers with Faston connector terminals (6.35 or 2 x 2.8 mm/*0.250 or 2* x *0.110 in.*). Please contact our Customer Care Center.		

109497

ZB4BB2

Wobblestick heads

Shape of head	For use with	Color	Reference	Weight kg/*lb*
	Omnidirectional, spring return	Black	ZB4BB2	0.058/*0.128*
		Red	ZB4BB4	0.058/*0.128*

*(1) Must not be used with standard contact blocks **ZBE10●** (single) or **ZBE20●** (double).*

Control and signaling units

Harmony XB4 metal

Diameter 22 mm accessories for heads: caps

PG113546

XBA2

Pushbutton caps - unmarked

For use with	Type of push	Color	Sold in lots of	Unit reference	Weight kg/*lb*
ZBABA0 pushbutton heads supplied without cap	Flush	White	10	ZBA1	0.001/*0.002*
		Black	10	ZBA2	0.001/*0.002*
		Green	10	ZBA3	0.001/*0.002*
		Red	10	ZBA4	0.001/*0.002*
		Yellow	10	ZBA5	0.001/*0.002*
		Blue	10	ZBA6	0.001/*0.002*

107348

ZBA333

Pushbutton caps - marked

For use with	Type of push	Marking: Text	Marking: Color	Color of cap	Unit reference	Weight kg/*lb*
ZBABA0 pushbutton heads supplied without cap (sold in lots of 10)	Flush	I *(1)*	White	Green	ZBA331	0.001/*0.002*
			Black	White	ZBA131	0.001/*0.002*
		II	White	Green	ZBA336	0.001/*0.002*
		START *(1)*	White	Green	ZBA333	0.001/*0.002*
		UP *(1)*	Black	White	ZBA343	0.001/*0.002*
		DOWN *(1)*	White	Black	ZBA344	0.001/*0.002*
		⊤ *(1)*	White	Black	ZBA245	0.001/*0.002*
			Black	White	ZBA145	0.001/*0.002*
		↑ *(2)*	White	Black	ZBA335	0.001/*0.002*
			Black	White	ZBA334	0.001/*0.002*
		O *(1)*	White	Red	ZBA432	0.001/*0.002*
				Black	ZBA232	0.001/*0.002*
		STOP *(1)*	White	Red	ZBA434	0.001/*0.002*
				Black	ZBA234	0.001/*0.002*
		OFF	White	Red	ZBA435	0.001/*0.002*
		◇	White	Green	ZBA346	0.001/*0.002*
		R *(1)*	White	Blue	ZBA639	0.001/*0.002*
		+	White	Black	ZBA2934	0.001/*0.002*
		–	White	Black	ZBA2935	0.001/*0.002*

(1) Double injection-molded marking.
(2) Can be clipped in at 90° steps, through 360°.

Presentation:
page 12

Description:
page 16

Schneider Electric

Control and signaling units

Harmony XB4 metal

Diameter 22 mm accessories for heads: boots, lens caps

ZBP0

Transparent boots for pushbuttons *(1)*

Description	For use with XB4 metal pushbuttons	Sold in lots of	Unit reference	Weight kg/*lb*
Single boots *(2)*	Flush with circular head	10	ZBPA	0.002/*0.004*
	Projecting with circular head and push-push version	10	ZBP0	0.002/*0.004*
	Flush or projecting with circular head for food industry applications	10	ZBP0A	0.002/*0.004*

Colored boots

Description	Color	For use with	Sold in lots of	Unit reference	Weight kg/*lb*
Colored boots (can be replaced without dismantling the head)	Black	ZB4BP2S	10	ZBP012	0.003/*0.007*
	Green	ZB4BP3S	10	ZBP013	0.003/*0.007*
	Red	ZB4BP4S	10	ZBP014	0.003/*0.007*
	Yellow	ZB4BP5S	10	ZBP015	0.003/*0.007*
	Blue	ZB4BP6S	10	ZBP016	0.003/*0.007*
Clear membrane	Transparent	ZB4BP●83	10	ZBP017	0.003/*0.007*

PG113818

ZBV0153

Lens caps

For use with	Color	Sold in lots of	Unit reference	Weight kg/*lb*
Lens caps for light sources with Universal LED				
Pilot lights	White	10	ZBV0113	0.002/*0.004*
	Green	10	ZBV0133	0.002/*0.004*
	Red	10	ZBV0143	0.002/*0.004*
	Orange	10	ZBV0153	0.002/*0.004*
	Blue	10	ZBV0163	0.002/*0.004*
Lens caps for light sources with BA9s base fitting				
Pilot lights	White	10	ZBV011	0.002/*0.004*
	Green	10	ZBV013	0.002/*0.004*
	Red	10	ZBV014	0.002/*0.004*
	Orange	10	ZBV015	0.002/*0.004*
	Blue	10	ZBV016	0.002/*0.004*
	Clear	10	ZBV017	0.002/*0.004*

PG113819

ZBV016

(1) Boots for multiple-headed pushbuttons, see page 43.
(2) Permissible panel thickness 1 to 5 mm/0.039 to 0.197 in., cannot be used with legend holders.

Control and signaling units

Harmony XB4 metal

Diameter 22 mm 8 x 27 mm legends with 30 x 40 mm legend holders

DF540803

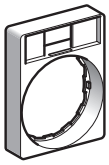

ZBZ34

DF540804

ZBY●H101

30 x 40 mm legend holders (flush mounting with bezel) for 8 x 27 mm legends *(1)*

Description	Legend: Background color	Legend: Marking	Sold in lots of	Unit reference		Weight kg/*lb*
Without legend	–	–	10	ZBZ34	–	0.003/*0.007*
With blank legend	Black or red	–	10	ZBY2H101	–	0.004/*0.009*
	White or yellow	–	10	ZBY4H101	–	0.004/*0.009*

Standard 30 x 40 mm legend holders for 8 x 27 mm legends *(1)*

Description	Legend: Color	Legend: Marking	Sold in lots of	Unit reference: For black bezel	Unit reference: For gray bezel *(4) (5)*	Weight kg/*lb*
Without legend	–	–	10	ZBZ32	ZBZ32C0	0.001/*0.002*
With blank legend (for engraving)	Black or red	–	10	ZBY2101	ZBY2101C0	0.002/*0.004*
	White or yellow	–	10	ZBY4101	ZBY4101C0	0.002/*0.004*
With 8 x 27 mm/ *0.315 x 1.063 in.* legend (with international marking)	Black or red *(2)*	I	10	ZBY2147	–	0.002/*0.004*
		O-I	10	ZBY2178	ZBY2178C0	0.002/*0.004*
		I-II	10	ZBY2179	–	0.002/*0.004*
		I-O-II	10	ZBY2186	ZBY2186C0	0.002/*0.004*
		STOP	10	ZBY2304	ZBY2304C0	0.002/*0.004*
With 8 x 27 mm/ *0.315 x 1.063 in.* legend (with French language marking)	Black or red *(2)*	ARRET (red background)	10	ZBY2104	ZBY2104C0	0.002/*0.004*
		ARRET-MARCHE	10	ZBY2166	ZBY2166C0	0.002/*0.004*
		AUTO-MAIN	10	ZBY2164	–	0.002/*0.004*
		AUTO-O-MAIN	10	ZBY2185	–	0.002/*0.004*
		DEFAUT (black background)	10	ZBY2134	–	0.002/*0.004*
		DEFAUT (red background)	10	ZBY2135	–	0.002/*0.004*
		DESCENTE	10	ZBY2108	–	0.002/*0.004*
		ENCLENCHEMENT	10	ZBY2131	–	0.002/*0.004*
		EN SERVICE	10	ZBY2111	–	0.002/*0.004*
		FERMETURE	10	ZBY2114	–	0.002/*0.004*
		MARCHE	10	ZBY2103	ZBY2103C0	0.002/*0.004*
		MONTEE	10	ZBY2107	–	0.002/*0.004*
		OUVERTURE	10	ZBY2113	–	0.002/*0.004*
		REARMEMENT (red background)	10	ZBY2123	–	0.002/*0.004*
		REARMEMENT (black background)	10	ZBY0123	–	0.002/*0.004*
		SOUS TENSION	10	ZBY2126	–	0.002/*0.004*
	Red	ARRET D'URGENCE	10	ZBY2130 *(3)*	–	0.002/*0.004*

XB5_CP19003

ZBZ32

XB5_CP19004

ZBY2101

XB4-6R_CP19044

ZBY2104C0

ZBY2107

(1) For legends, see page 76.
(2) "Start" functions: white letters on black background. "Stop" functions: white letters on red background (unless otherwise specified above).
(3) For compliance with standard EN/ISO 13850, paragraph 4.4.6, the Emergency stop function logo has been added.
(4) For white color plated bezel replace C0 with C1, and for other color plated bezels using the online customization tool, see page 5.
(5) To add customized markings on these references using the online customization tool, see page 5.

Presentation:
page 12

Description:
page 16

Control and signaling units

Harmony XB4 metal

Diameter 22 mm 8 x 27 mm legends with 30 x 40 mm legend holders

ZBY2303

ZBY2228

Standard 30 x 40 mm legend holders with 8 x 27 mm legends (continued)

Description	Legend		Sold in lots of	Reference		Weight kg/*lb*
	Color	Marking		For black bezel	For gray bezel *(3) (4)*	
With legend (with English language marking)	Black or red background *(1)*	AUTO-HAND	10	ZBY2364	–	0.002/*0.004*
		AUTO-O-HAND	10	ZBY2385	–	0.002/*0.004*
		CLOSE	10	ZBY2314	–	0.002/*0.004*
		FORWARD	10	ZBY2305	–	0.002/*0.004*
		OFF	10	ZBY2312	–	0.002/*0.004*
		OFF-ON	10	ZBY2367	ZBY2367C0	0.002/*0.004*
		ON	10	ZBY2311	–	0.002/*0.004*
		OPEN	10	ZBY2313	–	0.002/*0.004*
		POWER ON	10	ZBY2326	–	0.002/*0.004*
		RESET (red background)	10	ZBY2323	–	0.002/*0.004*
		RESET (black background)	10	ZBY2322	–	0.002/*0.004*
		REVERSE	10	ZBY2306	–	0.002/*0.004*
		RUN	10	ZBY2334	–	0.002/*0.004*
		START	10	ZBY2303	ZBY2303C0	0.002/*0.004*
		STOP-START	10	ZBY2366	–	0.002/*0.004*
	Red background	EMERGENCY STOP	10	ZBY2330 *(2)*	–	0.002/*0.004*
With legend (with German language marking)	Black or red background *(1)*	AUTO-HAND	10	ZBY2364	–	0.002/*0.004*
		AUTO-O-HAND	10	ZBY2385	–	0.002/*0.004*

(1) "Start" functions: white letters on black background. "Stop" functions: white letters on red background (unless otherwise specified above).

(2) For compliance with standard EN/ISO 13850, paragraph 4.4.6, the Emergency stop function logo has been added.

(3) For white color plated bezel replace C0 with C1, and for other color plated bezels using the online customization tool, see page 5.

(4) To add customized markings on these references using the online customization tool, see page 5.

Control and signaling units

Harmony XB4 metal

Diameter 22 mm 30 x 40 mm legend plates

XB5_CP19019

ZBYP2101

XB5_CP19023

ZBYM2303

Standard 30 x 40 mm legend plates

Description	Marking *(3)*	Sold in lots of	Unit reference		Weight kg/*lb*
			For black bezel	For gray bezel *(1) (2)*	
Legend plate, plastic	-	10	ZBYP2101	ZBYP2101C0	0.001/*0.002*
	O-I	10	ZBYP2178	ZBYP2178C0	0.001/*0.002*
	STOP	10	ZBYP2304	ZBYP2304C0	0.001/*0.002*
	START	10	ZBYP2303	ZBYP2303C0	0.001/*0.002*
	MARCHE	10	ZBYP2103	ZBYP2103C0	0.001/*0.002*
	I-O-II	10	ZBYP2186	ZBYP2186C0	0.001/*0.002*
	OFF-ON	10	ZBYP2367	ZBYP2367C0	0.001/*0.002*
	ARRET-MARCHE	10	ZBYP2166	ZBYP2166C0	0.001/*0.002*
	ARRET	10	ZBYP2104	ZBYP2104C0	0.001/*0.002*
Legend plate, metal	-	10	ZBYM2101	-	0.004/*0.009*
	O-I	10	ZBYM2178	-	0.004/*0.009*
	STOP	10	ZBYM2304	-	0.004/*0.009*
	START	10	ZBYM2303	-	0.004/*0.009*
	MARCHE	10	ZBYM2103	-	0.004/*0.009*
	I-O-II	10	ZBYM2186	-	0.004/*0.009*
	OFF-ON	10	ZBYM2367	-	0.004/*0.009*
	ARRET-MARCHE	10	ZBYM2166	-	0.004/*0.009*
	ARRET	10	ZBYM2104	-	0.004/*0.009*

(1) For white color plated bezel replace C0 with C1, and for other color plated bezel through online customization tool, see page 5.

(2) To add customized markings on these references through online customization tool, see page 5.

(3) Black marking for metal references, white marking for standard references.

Presentation:
page 12

Description:
page 16

Control and signaling units

Harmony XB4 metal

Diameter 22 mm legend holders for 18 x 27 mm legends
18 x 27 mm legends for engraving

XB5_CP19012

ZBZ33

XB5_CP19014

ZBY6101

XB5_CP19016

ZBYP6101

XB5_CP19018

ZBYM6101

DF540811

ZBZ35

DF540812

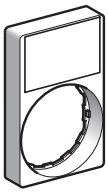

ZBY6H10●

Standard 30 x 50 mm legend holders for 18 x 27 mm legends

Description	Background color	Sold in lots of	Unit reference		Weight kg/*lb*
			For black bezel	For gray bezel *(1)*	
Without legend	–	10	ZBZ33	ZBZ33C0	0.001/*0.002*
With blank legend	Black or red	10	ZBY6101	ZBY6101C0	0.002/*0.004*
	White or yellow	10	ZBY6102	ZBY6102C0	0.002/*0.004*

30 x 50 mm legend holder (flush mounting with bezel) for 18 x 27 mm legends

Description	Background color	Sold in lots of	Unit reference		Weight kg/*lb*
Without legend	–	10	ZBZ35	–	0.003/*0.007*
With blank legend	Black or red	10	ZBY6H101	–	0.004/*0.009*
	White or yellow	10	ZBY6H102	–	0.004/*0.009*

30 x 50 mm legend plates

Description	Sold in lots of	Unit reference		Weight kg/*lb*
		For black bezel	For gray bezel *(1)*	
Legend plate, plastic	10	ZBYP6101	ZBYP6101C0	0.001/*0.002*
Legend plate, metal	10	ZBYM6101	–	0.006/*0.013*

18 x 27 mm legends for engraving for 30 x 50 mm legend holders

Description	Language	Marking	Sold in lots of	Unit reference		Weight kg/*lb*
Black or red background	–	Unmarked	10	ZBY5101	–	0.001/*0.002*
White or yellow background	–	Unmarked	10	ZBY5102	–	0.001/*0.002*

18 x 27 mm legends for engraving for 30 x 50 mm legend holders

Description	For use with	Sold in lots of	Unit reference		Weight kg/*lb*
Sheet of 40 18 x 27 mm/ *0.709 x 1.063 in.* legends	30 x 50 mm/ *1.181 x 1.968 in.* legend holder ZBZ33 and ZBZ35	10	ZBY5100	–	0.044/*0.097*

(1) To add customized markings on these references using the online customization tool, see page 5.

Presentation: page 12
Description: page 16

Control and signaling units

Harmony XB4 metal

Diameter 22 mm 8 x 27 mm legends

ZBY0101

ZBY02304

8 x 27 mm marked legends for 30 x 40 mm legend holders ZBZ32 and ZBZ34

Language	Background color	Marking	Sold in lots of	Unit reference	Weight kg/*lb*
Unmarked	Black or red	–	10	ZBY0101 *(3)*	0.001/*0.002*
	White or yellow	–	10	ZBY0102 *(3)*	0.001/*0.002*
International	Black or red *(1)*	O-I	10	ZBY02178	0.001/*0.002*
		STOP	10	ZBY02304	0.001/*0.002*
French	Black or red *(1)*	AUTO-O-MAIN	10	ZBY02185	0.001/*0.002*
		MARCHE	10	ZBY02103	0.001/*0.002*
		SOUS TENSION	10	ZBY02126	0.001/*0.002*

814309



ZBY4100

Sheets of peel-off legends (with backing board and protective transparent cover)

Description	For use with	Sold in lots of	Unit reference	Weight kg/*lb*
Sheet of 76 legends 8 x 27 mm/ *0.315* x *1.063 in.*	Ø 30 x 40 mm/*1.181* x *1.575 in.* legend holder ZBZ32 and ZBZ34	10	ZBY4100	0.043/*0.095*

(1) "Start" functions: white letters on black background. "Stop" functions: white letters on red background.
(2) To add customized markings on these references using the online customization tool, see page 5.

Presentation:
page 12

Description:
page 16

Control and signaling units

Harmony XB4 metal

Diameter 22 mm legends for insertion, printing, or pre-printed

DF540813

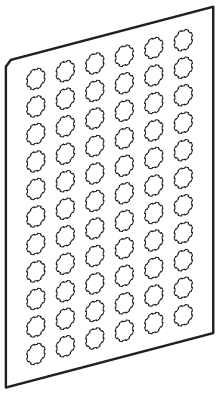

ZBY1101

Legends for XB4B pushbuttons, illuminated pushbuttons, and pilot lights					
Description	**Language**	**Marking**	**Sold in lots of**	**Unit reference**	**Weight kg/*lb***
Sheets of 66 circular peel-off, transparent, self-adhesive legends	–	Unmarked	10	**ZBY1101**	0.017/*0.037*
	International	I	10	**ZBY1147**	0.017/*0.037*

Presentation:
page 12

Description:
page 16

Control and signaling units

Harmony XB4 metal

Diameter 22 mm accessories for pushbuttons

107351

ZB4SZ3

XB5_633_CPSCT16030

ZBSP2

Other accessories (continued)

Description	For use with	Color	Sold in lots of	Unit reference	Weight kg/*lb*
Metal circular blanking plug *(1)*	Ø 22 mm/*0.866 in.* control and signaling units	Chromium plated	10	**ZB4SZ3**	0.023/*0.051*
		Black	10	**ZB4SZ37**	0.023/*0.051*
Plastic blanking plug (with fixing nut)	Ø 22 mm/*0.866 in.* control and signaling units	Black	10	**ZB5SZ3**	0.009/*0.020*
Liquid spray protective washer to be fitted under the head	Ø 22 mm/*0.866 in.* control and signaling units	Chromium plated	10	**ZB4BZ007**	0.010/*0.022*
		Black	10	**ZB4BZ0077**	0.010/*0.022*
Plastic protection cover IP65/IP67	Ø 22 mm/*0.866 in.* USB and RJ45 ports	Black	10	**ZBSP1**	0.002/*0.004*
Rigid plastic protection cover IP65/IP67	Ø 22 mm/*0.866 in.* USB and RJ45 ports	Transparent	1	**ZBSP2**	0.006/*0.013*
Metal protection cover IP65/IP67/IP69K	Ø 22 mm/*0.866 in.* USB and RJ45 ports	Silver	1	**ZBSP3**	0.010/*0.022*
Adapter (Ø 30 to Ø 22 mm/*1.181 to 0.866 in.* reducer)	All pushbuttons	Chromium plated	1	**ZB4BZ012**	0.023/*0.051*

*(1) Body/fixing collar **ZB4BZ009** required for mounting to be ordered separately (see page 104).*

Control and signaling units

Harmony XB4 metal

Diameter 22 mm accessories for pushbuttons

ZB4FBZ014

XB4_CP19538

ZB4FBZ100

PF151500C

ZB4BZ021

Other accessories (continued)

Description	For use with	Color	Sold in lots of	Unit reference	Weight kg/*lb*
Flush mounted metal circular blanking plug	Ø 30 mm/*1.181 in.* flush mounted control and signaling units	Chromium plated	10	**ZB4FSZ3**	0.070/*0.154*
Metal ring for flush mounted Ø 30 mm/*1.181 in.* NEMA hole	Ø 30 mm/*1.181 in.* flush mounted control and signaling units	Chromium plated	10	**ZB4FBZ014**	0.012/*0.027*
Liquid spray protective washer to be fitted under the head	Ø 30 mm/*1.181 in.* flush mounted control and signaling units	Chromium plated	10	**ZB4FBZ007**	0.003/*0.006*
Earth plate	Ø 30 mm/*1.181 in.* flush mounted control and signaling units	Chromium plated	10	**ZB4FBZ100**	0.007/*0.0160*
Spacer for metal flush offer	Ø 30 mm/*1.181 in.* flush mounted control and signaling units	Chromium plated	10	**ZB4FBZ010**	0.003/*0.006*
Ø 30 mm/*1.181 in.* flush mounting kit for pushbuttons and pilot lights	ZB4B● pushbutton with head mounted flush with bezel	Chromium plated	1	**ZB4BZ021**	0.019/*0.042*
Ø 30 mm/*1.181 in.* flush mounting kit for selector switches and illuminated pushbuttons	ZB4B● pushbutton with head mounted flush with bezel	Chromium plated	1	**ZB4BZ022**	0.021/*0.046*
Ø 30 mm/*1.181 in.* flush mounting kit for pushbuttons and pilot lights	ZB4B● pushbutton with head mounted flush with bezel	Metal black	1	**ZB4BZ0217**	0.019/*0.042*
Ø 30 mm/*1.181 in.* flush mounting kit for selector switches and illuminated pushbuttons	ZB4B● pushbutton with head mounted flush with bezel	Metal black	1	**ZB4BZ0227**	0.021/*0.046*
Adapter (Ø 30 to Ø 22 mm/*1.181 to 0.866 in.* reducer)	All pushbuttons	Chromium plated	1	**ZB4BZ012**	0.023/*0.051*

*(1) Body/fixing collar **ZB4BZ009** required for mounting to be ordered separately (see page 104).*

Harmony XB4 metal
Flush mounted, Ø 30 mm

Schneider Electric

Control and signaling units

Harmony XB4 metal

Diameter 30 mm flush mounted spring return pushbuttons, unmarked

XB4_632_CPMFS18232

XB4FA51


XB4_632_CPMFS18245

ZB4FA0


XB4_632_CPMFS18250

ZB4FA4

XB4_632_CPMFS18249

ZB4FA38

XB4_632_CPMFS18316

ZB4FA3M33


XB4_632_CPMFS18244

ZB4FA36

Flush mounted pushbuttons with flush push *(1) (2)*

Screw clamp terminal connections (Schneider Electric anti-loosening system)

Shape of head	Type of push	Type of contact NO	Type of contact NC	Marking on bezel Text (color)	Color of push	Reference	Weight kg/*lb*
Complete units							
	Flush	1	–		White	**XB4FA11** (**ZB4BZ101** + **ZB4FA1**)	0.080/*0.176*
					Black	**XB4FA21** (**ZB4BZ101** + **ZB4FA2**)	0.080/*0.176*
					Green	**XB4FA31** (**ZB4BZ101** + **ZB4FA3**)	0.080/*0.176*
					Yellow	**XB4FA51** (**ZB4BZ101** + **ZB4FA5**)	0.080/*0.176*
					Blue	**XB4FA61** (**ZB4BZ101** + **ZB4FA6**)	0.080/*0.176*
		–	1		Red	**XB4FA42** (**ZB4BZ102** + **ZB4FA4**)	0.080/*0.176*
Heads only							
	Without cap *(3)*				–	**ZB4FA0**	0.028/*0.062*
	Flush, with set of 6 colored caps				6 colors *(4)*	**ZB4FA9**	0.038/*0.084*
	Flush				White	**ZB4FA1**	0.029/*0.064*
					Black	**ZB4FA2**	0.029/*0.064*
					Green	**ZB4FA3**	0.029/*0.064*
					Red	**ZB4FA4**	0.029/*0.064*
					Yellow	**ZB4FA5**	0.029/*0.064*
					Blue	**ZB4FA6**	0.029/*0.064*
					Gray	**ZB4FA8**	0.029/*0.064*
	Flush with transparent cap for insertion of legend *(5)*				White	**ZB4FA18**	0.028/*0.062*
					Green	**ZB4FA38**	0.028/*0.062*
					Red	**ZB4FA48**	0.028/*0.062*
					Yellow	**ZB4FA58**	0.028/*0.062*
					Blue	**ZB4FA68**	0.028/*0.062*
Heads only with marked bezel							
	Flush			"START" (Black)	Green	**ZB4FA3M33**	0.029/*0.064*

UN Universal for all color heads

Pushbuttons with recessed push *(1)*

High guard

Shape of head	Type of push	Color	Reference	Weight kg/*lb*
Heads only				
	Recessed (high guard)	White	**ZB4FA16** *(2)*	0.034/*0.075*
		Black	**ZB4FA26** *(2)*	0.034/*0.075*
		Green	**ZB4FA36** *(2)*	0.034/*0.075*
		Red	**ZB4FA46** *(2)*	0.034/*0.075*
		Yellow	**ZB4FA56**	0.034/*0.075*
		Blue	**ZB4FA66**	0.034/*0.075*

(1) For recommended maximum number of contacts constituting the body (fixing collar and contact) associated with the head, see pages 28 and 29.
(2) To add customized markings on these references using the online customization tool, see page 5.
(3) Colored cap to be ordered separately: see page 96.
(4) Head supplied with 6 different colored caps (white, black, green, red, yellow, and blue) not fitted.
(5) For legend ordering information, see page 98.

Presentation:
page 12

Control and signaling units

Harmony XB4 metal

Diameter 30 mm flush mounted spring return pushbuttons, unmarked

XB4FL42

ZB4FL1

ZB4FL4M34

Flush mounted pushbuttons with projecting push *(1) (2)*
Screw clamp terminal connections (Schneider Electric anti-loosening system)

Shape of head	Type of push	Type of contact NO	Type of contact NC	Marking on bezel Text (color)	Color of push	Reference	Weight kg/*lb*
Complete units							
	Projecting	–	1	–	Red	**XB4FL42** (**ZB4BZ102** + **ZB4FL4**)	0.081/*0.179*
Heads only							
	Projecting				White	**ZB4FL1**	0.030/*0.066*
					Black	**ZB4FL2**	0.030/*0.066*
					Green	**ZB4FL3**	0.030/*0.066*
					Red	**ZB4FL4**	0.030/*0.066*
					Yellow	**ZB4FL5**	0.030/*0.066*
					Blue	**ZB4FL6**	0.030/*0.066*
Heads only with marked bezel							
	Projecting			"STOP" (Black)	Red	**ZB4FL4M34**	0.030/*0.066*

(1) For recommended maximum number of contacts constituting the body (fixing collar and contact) associated with the head, see pages 28 and 29.
(2) To add customized markings on these references using the online customization tool, see page 5.

Presentation:
page 12

Control and signaling units

Harmony XB4 metal

Diameter 30 mm flush mounted spring return pushbuttons, with marking

XB4_632_CPMFS18231

XB4FA4322

XB4_632_CPMFS18284

ZB4FA331


XB4_632_CPMFS18248

ZB4FA334

XB4_632_CPMFS18261

ZB4FL432

Flush mounted pushbuttons with flush or projecting push *(1)*
Screw clamp terminal connections (Schneider Electric anti-loosening system)

Shape of head	Type of push	Type of contact N/O	Type of contact N/C	Marking Text (color)	Color of push	Reference	Weight kg/*lb*
Complete units *(2)*							
	Flush	1	–	"I" (White)	Green	**XB4FA3311** (**ZB4BZ101** + **ZB4FA331**)	0.080/*0.176*
	Flush	–	1	"O" (White)	Red	**XB4FA4322** (**ZB4BZ102** + **ZB4FA432**)	0.080/*0.176*
	Projecting	1	1	"O" (White)	Red	**XB4FL4325** (**ZB4BZ105** + **ZB4FL432**)	0.080/*0.176*
	Flush *(3)*	1	–	↑ (Black)	White	**XB4FA3341** (**ZB4BZ101** + **ZB4FA334**)	0.080/*0.176*
	Flush *(3)*	1	–	↓ (White)	Black	**XB4FA3351** (**ZB4BZ101** + **ZB4FA335**)	0.080/*0.176*
Heads only							
	Flush			"I" (White)	Green	**ZB4FA331** *(2)*	0.029/*0.064*
				"I" (Black)	White	**ZB4FA131** *(2)*	0.029/*0.064*
				"II" (White)	Green	**ZB4FA336**	0.029/*0.064*
				"II" (Black)	White	**ZB4FA136**	0.029/*0.064*
				"START" (White)	Green	**ZB4FA333** *(2)*	0.029/*0.064*
				"START" (Black)	White	**ZB4FA133**	0.029/*0.064*
				"ON" (White)	Green	**ZB4FA341**	0.029/*0.064*
				"ON" (Black)	White	**ZB4FA141**	0.029/*0.064*
				"MARCHE" (White)	Green	**ZB4FA342**	0.029/*0.064*
				"MARCHE" (Black)	White	**ZB4FA142**	0.029/*0.064*
				(White)	Black	**ZB4FA245**	0.029/*0.064*
				(Black)	White	**ZB4FA145**	0.029/*0.064*
				"O" (White)	Red	**ZB4FA432** *(2)*	0.029/*0.064*
					Black	**ZB4FA232** *(2)*	0.029/*0.064*
				"ARRET" (White)	Red	**ZB4FA433**	0.029/*0.064*
					Black	**ZB4FA233**	0.029/*0.064*
				"STOP" (White)	Red	**ZB4FA434** *(2)*	0.029/*0.064*
					Black	**ZB4FA234**	0.029/*0.064*
				"OFF" (White)	Red	**ZB4FA435**	0.029/*0.064*
					Black	**ZB4FA235**	0.029/*0.064*
				↑ (Black) *(3)*	White	**ZB4FA334** *(2)*	0.029/*0.064*
				↓ (White) *(3)*	Black	**ZB4FA335** *(2)*	0.029/*0.064*
	Projecting			"O" (White)	Red	**ZB4FL432** *(2)*	0.030/*0.066*
					Black	**ZB4FL232** *(2)*	0.030/*0.066*
				"ARRET" (White)	Red	**ZB4FL433**	0.030/*0.066*
					Black	**ZB4FL233**	0.030/*0.066*
				"STOP" (White)	Red	**ZB4FL434** *(2)*	0.030/*0.066*
					Black	**ZB4FL234**	0.030/*0.066*
				"OFF" (White)	Red	**ZB4FL435**	0.030/*0.066*
					Black	**ZB4FL235**	0.030/*0.066*

(1) For recommended maximum number of contacts constituting the body (fixing collar and contact) associated with the head, see pages 28 and 29.
(2) To add customized markings on these references using the online customization tool, see page 5.
(3) Product supplied with cap not attached, allowing orientation through 360° in 90° steps.

Presentation:
page 12

Control and signaling units

Harmony XB4 metal

Diameter 30 mm flush mounted illuminated pushbuttons, spring return, with Universal LED

XB4_632_CPMFS18241

XB4FW33B5

XB4_632_CPMFS18242

XB4FW34G5

Flush mounted illuminated pushbuttons with flush push *(1) (2)*
Screw clamp terminal connections (Schneider Electric anti-loosening system)

Shape of head	Description	Type of contact NO	Type of contact NC	Supply voltage V	Color of push	Reference	Weight kg/*lb*
Complete units - With plain lens							
	Universal LED	1	1	24 ⎓ 50/60 Hz	White	**XB4FW31B5** (**ZB4BW0B15** + **ZB4FW313**)	0.097/*0.214*
					Green	**XB4FW33B5** (**ZB4BW0B15** + **ZB4FW333**)	0.097/*0.214*
					Red	**XB4FW34B5** (**ZB4BW0B15** + **ZB4FW343**)	0.097/*0.214*
					Orange	**XB4FW35B5** (**ZB4BW0B15** + **ZB4FW353**)	0.097/*0.214*
					Blue	**XB4FW36B5** (**ZB4BW0B15** + **ZB4FW363**)	0.097/*0.214*
				110...120 ∿ 50/60 Hz	White	**XB4FW31G5** (**ZB4BW0G15** + **ZB4FW313**)	0.097/*0.214*
					Green	**XB4FW33G5** (**ZB4BW0G15** + **ZB4FW333**)	0.097/*0.214*
					Red	**XB4FW34G5** (**ZB4BW0G15** + **ZB4FW343**)	0.097/*0.214*
					Orange	**XB4FW35G5** (**ZB4BW0G15** + **ZB4FW353**)	0.097/*0.214*
					Blue	**XB4FW36G5** (**ZB4BW0G15** + **ZB4FW363**)	0.097/*0.214*
				230...240 ∿ 50/60 Hz	White	**XB4FW31M5** (**ZB4BW0M15** + **ZB4FW313**)	0.097/*0.214*
					Green	**XB4FW33M5** (**ZB4BW0M15** + **ZB4FW333**)	0.097/*0.214*
					Red	**XB4FW34M5** (**ZB4BW0M15** + **ZB4FW343**)	0.097/*0.214*
					Orange	**XB4FW35M5** (**ZB4BW0M15** + **ZB4FW353**)	0.097/*0.214*
					Blue	**XB4FW36M5** (**ZB4BW0M15** + **ZB4FW363**)	0.097/*0.214*

(1) For recommended maximum number of contacts constituting the body (fixing collar and contact) associated with the head, see pages 28 and 29.
(2) To add customized markings on these references using the online customization tool, see page 5.

Presentation:
page 12

Control and signaling units

Harmony XB4 metal

Diameter 30 mm flush mounted illuminated pushbuttons, spring return, with Universal LED



ZB4FW333



ZB4FW983

Flush mounted illuminated pushbuttons with flush push *(1)*

Shape of head	Type of push	Color	Reference	Weight kg/*lb*
Heads only *(2)* **- With plain lens**				
	Flush *(3)*	White	ZB4FW313	0.026/*0.057*
		Green	ZB4FW333	0.026/*0.057*
		Red	ZB4FW343	0.026/*0.057*
		Orange	ZB4FW353	0.026/*0.057*
		Blue	ZB4FW363	0.026/*0.057*
		Yellow	ZB4FW383	0.026/*0.057*
	Flush with illuminated ring	White	ZB4FW913	0.026/*0.057*
		Green	ZB4FW933	0.026/*0.057*
		Red	ZB4FW943	0.026/*0.057*
		Orange	ZB4FW953	0.026/*0.057*
		Blue	ZB4FW963	0.026/*0.057*
		Yellow	ZB4FW983	0.026/*0.057*
	Flush for insertion of legend *(4) (3)* **(IP69K)**	White	ZB4FA18	0.028/*0.062*
		Green	ZB4FA38	0.028/*0.062*
		Red	ZB4FA48	0.028/*0.062*
		Orange	ZB4FA58	0.028/*0.062*
		Blue	ZB4FA68	0.028/*0.062*
		Yellow	ZB4FA88	0.028/*0.062*

(1) For recommended maximum number of contacts constituting the body (fixing collar and contact) associated with the head, see pages 28 and 29.
(2) For use with bodies comprising a light source with Universal LED only.
(3) To add customized markings on these references using the online customization tool, see page 5.
(4) For legend ordering information, see page 98.

Presentation:
page 12

Control and signaling units

Harmony XB4 metal

Diameter 30 mm flush mounted illuminated pushbuttons, spring return, with Universal LED

ZB4FW113

Flush mounted illuminated pushbuttons with projecting push *(1) (2)*

Shape of head	Type of push	Color	Reference	Weight kg/*lb*
Heads only *(3)* **- With plain lens**				
	Projecting	White	**ZB4FW113**	0.029/*0.064*
		Green	**ZB4FW133**	0.029/*0.064*
		Red	**ZB4FW143**	0.029/*0.064*
		Orange	**ZB4FW153**	0.029/*0.064*
		Blue	**ZB4FW163**	0.029/*0.064*
		Yellow	**ZB4FW183**	0.029/*0.064*

(1) For recommended maximum number of contacts constituting the body (fixing collar and contact) associated with the head, see pages 28 and 29.
(2) To add customized markings on these references using the online customization tool, see page 5.
(3) For use with bodies comprising a light source with Universal LED only.

Presentation:
page 12

Control and signaling units

Harmony XB4 metal

Diameter 30 mm flush mounted pushbuttons, push-push

ZB4FH02

Flush mounted pushbuttons with flush push *(1)*				
Shape of head	**Type of push**	**Color of push**	**Reference**	**Weight kg/*lb***
Heads only				
	Without cap *(2)*	–	ZB4FH0	0.028/*0.062*
	Flush *(3)*	White	ZB4FH01	0.029/*0.064*
		Black	ZB4FH02	0.029/*0.064*
		Green	ZB4FH03	0.029/*0.064*
		Red	ZB4FH04	0.029/*0.064*
		Yellow	ZB4FH05	0.029/*0.064*
		Blue	ZB4FH06	0.029/*0.064*



ZB4FH6

Flush mounted pushbuttons with projecting push *(1) (3)*				
Shape of head	**Type of push**	**Color of push**	**Reference**	**Weight kg/*lb***
Heads only				
	Projecting	White	ZB4FH1	0.029/*0.064*
		Black	ZB4FH2	0.029/*0.064*
		Green	ZB4FH3	0.029/*0.064*
		Red	ZB4FH4	0.029/*0.064*
		Yellow	ZB4FH5	0.029/*0.064*
		Blue	ZB4FH6	0.029/*0.064*

(1) For recommended maximum number of contacts constituting the body (fixing collar and contact) associated with the head, see pages 28 and 29.
(2) Caps to be ordered separately (see page 96).
(3) To add customized markings on these references using the online customization tool, see page 5.

Presentation:
page 12

Control and signaling units

Harmony XB4 metal

Diameter 30 mm flush mounted illuminated pushbuttons, push-push, with Universal LED


XB4_632_CPMFS18249

ZB4FH033


XB4_632_CPMFS18255

ZB4FH083


XB4_632_CPMFS18257

ZB4FH63

Flush mounted illuminated pushbuttons with flush push *(1) (2)*

Shape of head	Type of push	Color of lens	Reference	Weight kg/*lb*
Heads only *(3)*				
	Flush	White	ZB4FH013	0.026/*0.057*
		Green	ZB4FH033	0.026/*0.057*
		Red	ZB4FH043	0.026/*0.057*
		Orange	ZB4FH053	0.026/*0.057*
		Blue	ZB4FH063	0.026/*0.057*
		Yellow	ZB4FH083	0.026/*0.057*

Flush mounted illuminated pushbuttons with projecting push *(1) (2)*

Shape of head	Type of push	Color of lens	Reference	Weight kg/*lb*
Heads only *(3)*				
	Projecting	White	ZB4FH13	0.026/*0.057*
		Green	ZB4FH33	0.026/*0.057*
		Red	ZB4FH43	0.026/*0.057*
		Orange	ZB4FH53	0.026/*0.057*
		Blue	ZB4FH63	0.026/*0.057*
		Yellow	ZB4FH83	0.026/*0.057*

(1) For recommended maximum number of contacts constituting the body (fixing collar and contact) associated with the head, see pages 28 and 29.

(2) To add customized markings on these references using the online customization tool, see page 5.

(3) For use with bodies comprising a light source with Universal LED only.

Presentation:
page 12

Control and signaling units

Harmony XB4 metal

Diameter 30 mm flush mounted selector switches with standard handle

XB4_632_CPMFS18233

XB4FD33


XB4_632_CPMFS18251

ZB4FD4

XB4_632_CPMFS18317

ZB4FD2M178

Flush mounted selector switches with standard handle *(1)*
Screw clamp terminal connections (Schneider Electric anti-loosening system)

Shape of head	Type of operator	Type of contact NO	Type of contact NC	Marking on bezel: Text (color)	Positions: Number	Positions: Type	Reference	Weight kg/*lb*
Complete units *(2)*								
	Standard handle, black	1	–	–	2-position 90°	Stay put	**XB4FD21** (**ZB4BZ101** + **ZB4FD2**)	0.095/*0.209*
		1	–			Spring return from right to left	**XB4FD41** (**ZB4BZ101** + **ZB4FD4**)	0.100/*0.220*
		1	1			Stay put	**XB4FD25** (**ZB4BZ105** + **ZB4FD2**)	0.095/*0.209*
		2	–	–	3-position ± 45°	Stay put	**XB4FD33** (**ZB4BZ103** + **ZB4FD3**)	0.095/*0.209*
						Spring return to center	**XB4FD53** (**ZB4BZ103** + **ZB4FD5**)	0.095/*0.209*
Heads only *(2)*								
	Standard handle, black			–	2-position 90°	Stay put	**ZB4FD2**	0.040/*0.088*
						Spring return from right to left	**ZB4FD4**	0.045/*0.099*
					3-position ± 45°	Stay put	**ZB4FD3**	0.040/*0.088*
						Spring return to center	**ZB4FD5**	0.040/*0.088*
						Spring return from left to center	**ZB4FD7**	0.040/*0.088*
						Spring return from right to center	**ZB4FD8**	0.040/*0.088*
Heads only with marked bezel								
	Standard handle, black			**"O" and "I"**	2-position 90°	Stay put	**ZB4FD2M178**	0.040/*0.088*
Heads only with other colored handles								
	Standard handle, white					Add suffix **01** to the reference, example: **ZB4FD201**		
	Standard handle, green					Add suffix **03** to the reference, example: **ZB4FD203**		
	Standard handle, red					Add suffix **04** to the reference, example: **ZB4FD204**		
	Standard handle, yellow					Add suffix **05** to the reference, example: **ZB4FD205**		
	Standard handle, blue					Add suffix **06** to the reference, example: **ZB4FD206**		

(1) For recommended maximum number of contacts and sequence of contacts constituting the body (fixing collar + contact) associated with the head, see pages 28 and 29.
(2) To add customized markings on these references using the online customization tool, see page 5.

Presentation:
page 12

Control and signaling units

Harmony XB4 metal

Diameter 30 mm flush mounted selector switches with long handle

ZB4FJ3

Flush mounted selector switches with long handle *(1)*
Screw clamp terminal connections (Schneider Electric anti-loosening system)

Shape of head	Type of operator	Type of contact NO	Type of contact NC	Positions Number	Positions Type	Reference	Weight kg/*lb*
Complete units *(2)*							
	Long handle, black	1	–	2-position 90°	Stay put	**XB4FJ21** (**ZB4BZ101** + **ZB4FJ2**)	0.096/*0.212*
		2	–	3-position ± 45°	Stay put	**XB4FJ33** (**ZB4BZ103** + **ZB4FJ3**)	0.096/*0.212*
					Spring return to center	**XB4FJ53** (**ZB4BZ103** + **ZB4FJ5**)	0.096/*0.212*
Heads only							
	Long handle, black			2-position 90°	Stay put	**ZB4FJ2**	0.040/*0.088*
					Spring return from right to left	**ZB4FJ4**	0.045/*0.099*
				3-position ± 45°	Stay put	**ZB4FJ3**	0.040/*0.088*
					Spring return to center	**ZB4FJ5**	0.040/*0.088*
					Spring return from left to center	**ZB4FJ7**	0.040/*0.088*
					Spring return from right to center	**ZB4FJ8**	0.040/*0.088*

(1) For recommended maximum number of contacts and sequence of contacts constituting the body (fixing collar + contact) associated with the head, see pages 28 and 29.

(2) To add customized markings on these references using the online customization tool, see page 5.

Presentation:
page 12

Control and signaling units

Harmony XB4 metal

Diameter 30 mm flush mounted key switches with key 455

XB4_632_CPMFS18236

XB4FG33

XB4_632_CPMFS18253

ZB4FG0

Flush mounted key switches *(1) (2)*
Screw clamp terminal connections (Schneider Electric anti-loosening system)

Shape of head	Type of operator	Type of contact NO	Type of contact NC	Positions Number	Positions Type	Reference	Weight kg/*lb*
Complete units *(4)*							
	Key switch with key 455	1	–	2-position 90°	Stay put	XB4FG21 (ZB4BZ101 + ZB4FG2)	0.153/*0.337*
						XB4FG41 (ZB4BZ101 + ZB4FG4)	0.153/*0.337*
					Spring return to left	XB4FG61 (ZB4BZ101 + ZB4FG6)	0.153/*0.337*
		2	–	3-position ± 45°	Stay put	XB4FG03 (ZB4BZ103 + ZB4FG0)	0.153/*0.337*
						XB4FG33 (ZB4BZ103 + ZB4FG3)	0.153/*0.337*
Heads only							
	Key switch with key 455 *(3)*			2-position 90°	Stay put	ZB4FG2 *(4)*	0.098/*0.216*
						ZB4FG02 *(4)*	0.098/*0.216*
						ZB4FG4 *(4)*	0.098/*0.216*
					Spring return from right to left	ZB4FG6 *(4)*	0.098/*0.216*
				3-position ± 45°	Stay put	ZB4FG0 *(4)*	0.098/*0.216*
						ZB4FG03	0.098/*0.216*
						ZB4FG04	0.098/*0.216*
						ZB4FG3 *(4)*	0.098/*0.216*
						ZB4FG5	0.098/*0.216*
						ZB4FG9 *(4)*	0.098/*0.216*
						ZB4FG09	0.098/*0.216*
					Spring return from left to center	ZB4FG1	0.098/*0.216*
						ZB4FG01	0.098/*0.216*
					Spring return to center	ZB4FG7 *(4)*	0.098/*0.216*
					Spring return from right to center	ZB4FG8 *(4)*	0.098/*0.216*
						ZB4FG05 *(4)*	0.098/*0.216*
						ZB4FG08 *(4)*	0.098/*0.216*

(1) For recommended maximum number of contacts and sequence of contacts constituting the body (fixing collar + contact) associated with the head, see pages 28 and 29.
(2) The symbol indicates key withdrawal position(s).
(3) For specific keys, please contact our Customer Care Center.
(4) To add customized markings on these references using the online customization tool, see page 5.

Presentation:
page 12

Control and signaling units

Harmony XB4 metal

Diameter 30 mm key switches

Flush mounted selector switches with knurled knob

ZB4FD29

Selector switches with knurled knob *(1)*

Shape of head	Type of operator	Positions Number	Positions Type		Reference *(2)*	Weight kg/*lb*
Heads only						
	Black knurled knob	2-position 90°	Stay put		**ZB4FD29**	0.043/*0.095*
		3-position ± 45°	Stay put		**ZB4FD39**	0.040/*0.088*
			Spring return to center		**ZB4FD59**	0.040/*0.088*
			Spring return from left to center		**ZB4FD79**	0.040/*0.088*
			Spring return from right to center		**ZB4FD89**	0.040/*0.088*

(1) For recommended maximum number of contacts and sequence of contacts constituting the body (fixing collar + contact) associated with the head, see pages 28 and 29.

(2) To add customized markings on these references using the online customization tool, see page 5.

Presentation:
page 12

Control and signaling units

Harmony XB4 metal

Diameter 30 mm flush mounted illuminated selector switches with standard handle, with Universal LED

XB4FK123B5

XB4FK134B5

Flush mounted illuminated selector switches with standard handle, with Universal LED *(1)*

Screw clamp terminal connections (Schneider Electric anti-loosening system)

Shape of head	Type of operator	Type of contact NO	Type of contact NC	Positions Number Type	Supply voltage V	Color of handle	Reference	Weight kg/*lb*
Complete units								
	Standard handle	1	1	2-position Stay put 90°	24 ⎓ (50/60 Hz)	Green	XB4FK123B5 *(2)* (ZB4BW0B15 + ZB4FK1233)	0.101/*0.223*
						Red	XB4FK124B5 *(2)* (ZB4BW0B15 + ZB4FK1243)	0.101/*0.223*
						Orange	XB4FK125B5 *(2)* (ZB4BW0B15 + ZB4FK1253)	0.101/*0.223*
					110...120 ∿ (50/60 Hz)	Green	XB4FK123G5 *(2)* (ZB4BW0G15 + ZB4FK1233)	0.101/*0.223*
						Red	XB4FK124G5 (ZB4BW0G15 + ZB4FK1243)	0.101/*0.223*
						Orange	XB4FK125G5 *(2)* (ZB4BW0G15 + ZB4FK1253)	0.101/*0.223*
					230...240 ∿ (50/60 Hz)	Green	XB4FK123M5 *(2)* (ZB4BW0M15 + ZB4FK1233)	0.101/*0.223*
						Red	XB4FK124M5 *(2)* (ZB4BW0M15 + ZB4FK1243)	0.101/*0.223*
						Orange	XB4FK125M5 *(2)* (ZB4BW0M15 + ZB4FK1253)	0.101/*0.223*
		1	1	3-position Stay put ± 45°	24 ⎓ (50/60 Hz)	Green	XB4FK133B5 *(2)* (ZB4BW0B15 + ZB4FK1333)	0.101/*0.223*
						Red	XB4FK134B5 (ZB4BW0B15 + ZB4FK1343)	0.101/*0.223*
						Orange	XB4FK135B5 (ZB4BW0B15 + ZB4FK1353)	0.101/*0.223*
					110...120 ∿ (50/60 Hz)	Green	XB4FK133G5 (ZB4BW0G15 + ZB4FK1333)	0.101/*0.223*
						Red	XB4FK134G5 (ZB4BW0G15 + ZB4FK1343)	0.101/*0.223*
						Orange	XB4FK135G5 (ZB4BW0G15 + ZB4FK1353)	0.101/*0.223*
					230...240 ∿ (50/60 Hz)	Green	XB4FK133M5 *(2)* (ZB4BW0M15 + ZB4FK1333)	0.101/*0.223*
						Red	XB4FK134M5 (ZB4BW0M15 + ZB4FK1343)	0.101/*0.223*
						Orange	XB4FK135M5 (ZB4BW0M15 + ZB4FK1353)	0.101/*0.223*

(1) For recommended maximum number of contacts constituting the body (fixing collar and contact) associated with the head, see pages 28 and 29.

(2) To add customized markings on these references using the online customization tool, see page 5.

Presentation:
page 12

Control and signaling units

Harmony XB4 metal

Diameter 30 mm flush mounted illuminated selector switches with standard handle, with heads only

ZB4FK1343

Flush mounted illuminated selector switches with standard handle, with Universal LED (continued) *(1)*

Shape of head	Type of operator	Positions Number	Positions Type	Color of handle	Reference	Weight kg/*lb*
Heads only *(2)*						
	Standard handle	2-position 90°	Stay put	White	ZB4FK1213 *(3)*	0.036/*0.079*
				Green	ZB4FK1233 *(3)*	0.036/*0.079*
				Red	ZB4FK1243 *(3)*	0.036/*0.079*
				Orange	ZB4FK1253 *(3)*	0.036/*0.079*
				Blue	ZB4FK1263 *(3)*	0.036/*0.079*
				Yellow	ZB4FK1283 *(3)*	0.036/*0.079*
			Spring return from right to left	White	ZB4FK1413 *(3)*	0.037/*0.082*
				Green	ZB4FK1433 *(3)*	0.037/*0.082*
				Red	ZB4FK1443 *(3)*	0.037/*0.082*
				Orange	ZB4FK1453 *(3)*	0.037/*0.082*
				Blue	ZB4FK1463	0.037/*0.082*
				Yellow	ZB4FK1483 *(3)*	0.037/*0.082*
		3-position ± 45°	Stay put	White	ZB4FK1313 *(3)*	0.036/*0.079*
				Green	ZB4FK1333 *(3)*	0.036/*0.079*
				Red	ZB4FK1343 *(3)*	0.036/*0.079*
				Orange	ZB4FK1353 *(3)*	0.036/*0.079*
				Blue	ZB4FK1363 *(3)*	0.036/*0.079*
				Yellow	ZB4FK1383 *(3)*	0.036/*0.079*
			Spring return to center	White	ZB4FK1513 *(3)*	0.036/*0.079*
				Green	ZB4FK1533 *(3)*	0.036/*0.079*
				Red	ZB4FK1543 *(3)*	0.036/*0.079*
				Orange	ZB4FK1553 *(3)*	0.036/*0.079*
				Blue	ZB4FK1563 *(3)*	0.036/*0.079*
				Yellow	ZB4FK1583 *(3)*	0.036/*0.079*
			Spring return from right to center	White	ZB4FK1813 *(3)*	0.036/*0.079*
				Green	ZB4FK1833 *(3)*	0.036/*0.079*
				Red	ZB4FK1843	0.036/*0.079*
				Orange	ZB4FK1853 *(3)*	0.036/*0.079*
				Blue	ZB4FK1863	0.036/*0.079*
				Yellow	ZB4FK1883 *(3)*	0.036/*0.079*
			Spring return from left to center	White	ZB4FK1713 *(3)*	0.036/*0.079*
				Green	ZB4FK1733 *(3)*	0.036/*0.079*
				Red	ZB4FK1743 *(3)*	0.036/*0.079*
				Orange	ZB4FK1753 *(3)*	0.036/*0.079*
				Blue	ZB4FK1763	0.036/*0.079*
				Yellow	ZB4FK1783 *(3)*	0.036/*0.079*

(1) For recommended maximum number of contacts constituting the body (fixing collar and contact) associated with the head, see pages 28 and 29.
(2) For use with bodies comprising a light source with Universal LED only.
(3) To add customized markings on these references using the online customization tool, see page 5.

Presentation:
page 12

Control and signaling units

Harmony XB4 metal

Diameter 30 mm flush mounted pilot lights with Universal LED

XB4FVB5

Flush mounted pilot lights with Universal LED *(1)*
Screw clamp terminal connections (Schneider Electric anti-loosening system)

Shape of head	Supply voltage V	Color	Reference	Weight kg/*lb*
Complete units				
■ With plain lens				
	24 ⎓ (50/60 Hz)	White	XB4FVB1 (ZB4BVB1 + ZB4FV013)	0.080/*0.176*
		Green	XB4FVB3 (ZB4BVB1 + ZB4FV033)	0.080/*0.176*
		Red	XB4FVB4 (ZB4BVB1 + ZB4FV043)	0.080/*0.176*
		Orange	XB4FVB5 (ZB4BVB1 + ZB4FV053)	0.080/*0.176*
		Blue	XB4FVB6 (ZB4BVB1 + ZB4FV063)	0.080/*0.176*
	110...120 ∿ (50/60 Hz)	White	XB4FVG1 (ZB4BVG1 + ZB4FV013)	0.080/*0.176*
		Green	XB4FVG3 (ZB4BVG1 + ZB4FV033)	0.080/*0.176*
		Red	XB4FVG4 (ZB4BVG1 + ZB4FV043)	0.080/*0.176*
		Orange	XB4FVG5 (ZB4BVG1 + ZB4FV053)	0.080/*0.176*
		Blue	XB4FVG6 (ZB4BVG1 + ZB4FV063)	0.080/*0.176*
	230...240 ∿ (50/60 Hz)	White	XB4FVM1 (ZB4BVM1 + ZB4FV013)	0.080/*0.176*
		Green	XB4FVM3 (ZB4BVM1 + ZB4FV033)	0.080/*0.176*
		Red	XB4FVM4 (ZB4BVM1 + ZB4FV043)	0.080/*0.176*
		Orange	XB4FVM5 (ZB4BVM1 + ZB4FV053)	0.080/*0.176*
		Blue	XB4FVM6 (ZB4BVM1 + ZB4FV063)	0.080/*0.176*

Heads only *(2)*

Shape of head	For use with body comprising light source type	Color of lens	Reference	Weight kg/*lb*
■ With plain lens				
	Universal LED only	White	ZB4FV013	0.026/*0.057*
		Green	ZB4FV033	0.026/*0.057*
		Red	ZB4FV043	0.026/*0.057*
		Orange	ZB4FV053	0.026/*0.057*
		Blue	ZB4FV063	0.026/*0.057*
		Yellow	ZB4FV083	0.026/*0.057*

(1) To add customized markings on these references using the online customization tool, see page 5.

Presentation:
page 12

Control and signaling units

Harmony XB4 metal

Diameter 30 mm accessories for flush mounted heads
Pushbutton caps with markings

ZBAF331

ZBAF138

ZBAF341

ZBAF433

ZBAF234

ZBAF435

Pushbutton caps with markings for flush mounted heads

For use with	Type of push	Marking		Color of cap	Unit reference	Weight kg/*lb*
		Text	Color			
Plastic pushbuttons						
ZB4FA0 and ZB5FA0 circular pushbutton heads supplied without cap (sold in lots of 10)	Flush	I *(1)*	White	Green	ZBAF331	0.001/*0.002*
			Black	White	ZBAF131	0.001/*0.002*
		II	White	Green	ZBAF336	0.001/*0.002*
			Black	White	ZBAF136	0.001/*0.002*
		III	White	Green	ZBAF337	0.001/*0.002*
			Black	White	ZBAF137	0.001/*0.002*
		IV	White	Green	ZBAF338	0.001/*0.002*
			Black	White	ZBAF138	0.001/*0.002*
		START *(1)*	White	Green	ZBAF333	0.001/*0.002*
			Black	White	ZBAF133	0.001/*0.002*
		ON	White	Green	ZBAF341	0.001/*0.002*
			Black	White	ZBAF141	0.001/*0.002*
		MARCHE	White	Green	ZBAF342	0.001/*0.002*
			Black	White	ZBAF142	0.001/*0.002*
		UP *(1)*	Black	White	ZBAF343	0.001/*0.002*
		DOWN *(1)*	White	Black	ZBAF344	0.001/*0.002*
		⊤ *(1)*	White	Black	ZBAF245	0.001/*0.002*
			Black	White	ZBAF145	0.001/*0.002*
		↑ *(2)*	White	Black	ZBAF335	0.001/*0.002*
			Black	White	ZBAF334	0.001/*0.002*
		O *(1)*	White	Red	ZBAF432	0.001/*0.002*
				Black	ZBAF232	0.001/*0.002*
		ARRET	White	Red	ZBAF433	0.001/*0.002*
				Black	ZBAF233	0.001/*0.002*
		STOP *(1)*	White	Red	ZBAF434	0.001/*0.002*
				Black	ZBAF234	0.001/*0.002*
		OFF	White	Red	ZBAF435	0.001/*0.002*
				Black	ZBAF235	0.001/*0.002*
		R *(1)*	White	Blue	ZBAF639	0.001/*0.002*
		+	White	Black	ZBAF2934	0.001/*0.002*
		–	White	Black	ZBAF2935	0.001/*0.002*

(1) Double injection-molded marking.
(2) Can be clipped in at 90° steps, through 360°

Control and signaling units

Harmony XB4 metal

Diameter 30 mm legend holders for flush mounted heads

XB5_633_CPMFS18015A
ZBZF32

XB5_633_CPMFS18570
ZBYF2101

XB5_CP19011
ZBZF33


XB5_CP18003
ZBYF6101

XB5_CP19025
ZBYFP2101

XB5_CP19028
ZBYFP2303

Standard 40 x 50 mm legend holders for 8 x 27 mm legends - for flush mounted heads

Description	Color	Marking	Sold in lots of	Unit reference		Weight kg/*lb*
				For black bezel	For gray bezel *(2)*	
Without legend	–	–	10	ZBZF32	–	0.001/*0.002*
With blank legend (for engraving)	Black or red	–	10	ZBYF2101	ZBYF2101C0	0.002/*0.004*
	White or yellow	–	10	ZBYF4101	ZBYF4101C0	0.002/*0.004*
With 8 x 27 mm/ *0.315 x 1.063 in.* legend (with international marking)	Black or red *(1)*	O-I	10	ZBYF2178	ZBYF2178C0	0.003/*0.007*
		STOP	10	ZBYF2304	ZBYF2304C0	0.003/*0.007*
		START	10	ZBYF2303	ZBYF2303C0	0.003/*0.007*
		MARCHE	10	ZBYF2103	ZBYF2103C0	0.003/*0.007*
		I-O-II	10	ZBYF2186	ZBYF2186C0	0.003/*0.007*
		OFF-ON	10	ZBYF2367	ZBYF2367C0	0.003/*0.007*
		ARRET-MARCHE	10	ZBYF2166	ZBYF2166C0	0.003/*0.007*

Standard 40 x 60 mm legend holders for 18 x 27 mm legends - for flush mounted heads

Description	Color	Sold in lots of	Unit reference		Weight kg/*lb*
			For black bezel	For gray bezel *(2)*	
Without legend	–	10	ZBZF33	–	0.001/*0.002*
With blank legend (for engraving)	Black or red	10	ZBYF6101	ZBYF6101C0	0.002/*0.004*
	White or yellow	10	ZBYF6102	ZBYF6102C0	0.002/*0.004*

Standard 40 x 50 mm legend plate - for flush mounted heads

Description	Color	Marking *(1)*	Sold in lots of	Unit reference		Weight kg/*lb*
				For black bezel	For gray bezel *(2)*	
Legend plate, plastic	–	–	10	ZBYFP2101	ZBYFP2101C0	0.003/*0.007*
		O-I	10	ZBYFP2178	ZBYFP2178C0	0.003/*0.007*
		STOP	10	ZBYFP2304	ZBYFP2304C0	0.003/*0.007*
		START	10	ZBYFP2303	ZBYFP2303C0	0.003/*0.007*
		MARCHE	10	ZBYFP2103	ZBYFP2103C0	0.003/*0.007*
		I-O-II	10	ZBYFP2186	ZBYFP2186C0	0.003/*0.007*
		OFF-ON	10	ZBYFP2367	ZBYFP2367C0	0.003/*0.007*
		ARRET-MARCHE	10	ZBYFP2166	ZBYFP2166C0	0.003/*0.007*
		ARRET	10	ZBYFP2104	ZBYFP2104C0	0.003/*0.007*

40 x 60 mm legend plate - for flush mounted heads

Description	Color	Marking	Sold in lots of	Unit reference		Weight kg/*lb*
				For black bezel	For gray bezel *(2)*	
Legend plate, plastic	–	–	10	ZBYFP6101	ZBYFP6101C0	0.003/*0.007*

(1) "Start" functions: white letters on black background. "Stop" functions: white letters on red background.
(2) To add customized markings on these references using the online customization tool, see page 5.

Control and signaling units

Harmony XB4 metal

Diameter 30 mm legends 8 x 27 mm, legends for insertion, printing, or pre-printed, circular

ZBY0101

ZBY02304

8 x 27 mm marked legends for 30 x 40 mm legend holders ZBZ32 and ZBZ34

Language	Background color	Marking	Sold in lots of	Unit reference	Weight kg/*lb*
–	Black or red	–	10	ZBY0101 *(2)*	0.001/*0.002*
	White or yellow	–	10	ZBY0102 *(2)*	0.001/*0.002*
International	Black or red *(1)*	O-I	10	ZBY02178	0.001/*0.002*
		STOP	10	ZBY02304	0.001/*0.002*
French	Black or red *(1)*	AUTO-MAIN	10	ZBY02185	0.001/*0.002*
		MARCHE	10	ZBY02103	0.001/*0.002*
		SOUS TENSION	10	ZBY02126	0.001/*0.002*

814309



ZBY4100

Sheets of peel-off legends (with backing board and protective transparent cover)

Description	For use with	Sold in lots of	Unit reference	Weight kg/*lb*
Sheet of 76 legends 8 x 27 mm/ *0.315* x *1.063 in.*	Ø 30 x 40 mm/*1.181* x *1.575 in.* legend holder ZBZ32 and ZBZ34	10	ZBY4100	0.043/*0.095*

DF540813

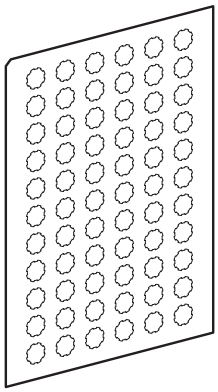

ZBY1101

Legends for XB4B pushbuttons, illuminated pushbuttons, and pilot lights

Description	Language	Marking	Sold in lots of	Unit reference	Weight kg/*lb*
Sheets of 66 circular peel-off, transparent, self-adhesive legends	–	Unmarked	10	ZBY1101	0.017/*0.037*
	International	I	10	ZBY1147	0.017/*0.037*

(1) "Start" functions: white letters on black background. "Stop" functions: white letters on red background.
(2) To add customized markings on these references using the online customization tool, see page 5.

Control and signaling units

Harmony XB4 metal

Diameter 22 mm accessories for pushbuttons

ZB4FBZ014

XB4_CP19538

ZB4FBZ100

PF151500C

ZB4BZ021

Other accessories (continued)

Description	For use with	Color	Sold in lots of	Unit reference	Weight kg/*lb*
Flush mounted metal circular blanking plug	Ø 30 mm/*1.181 in.* flush mounted control and signaling units	Chromium plated	10	**ZB4FSZ3**	0.070/*0.154*
Metal ring for flush mounted Ø 30 mm/*1.181 in.* NEMA hole	Ø 30 mm/*1.181 in.* flush mounted control and signaling units	Chromium plated	10	**ZB4FBZ014**	0.012/*0.027*
Liquid spray protective washer to be fitted under the head	Ø 30 mm/*1.181 in.* flush mounted control and signaling units	Chromium plated	10	**ZB4FBZ007**	0.003/*0.006*
Earth plate	Ø 30 mm/*1.181 in.* flush mounted control and signaling units	Chromium plated	10	**ZB4FBZ100**	0.007/*0.0160*
Spacer for metal flush offer	Ø 30 mm/*1.181 in.* flush mounted control and signaling units	Chromium plated	10	**ZB4FBZ010**	0.003/*0.006*
Ø 30 mm/*1.181 in.* flush mounting kit for pushbuttons and pilot lights	ZB4B● pushbutton with head mounted flush with bezel	Chromium plated	1	**ZB4BZ021**	0.019/*0.042*
Ø 30 mm/*1.181 in.* flush mounting kit for selector switches and illuminated pushbuttons	ZB4B● pushbutton with head mounted flush with bezel	Chromium plated	1	**ZB4BZ022**	0.021/*0.046*
Ø 30 mm/*1.181 in.* flush mounting kit for pushbuttons and pilot lights	ZB4B● pushbutton with head mounted flush with bezel	Metal black	1	**ZB4BZ0217**	0.019/*0.042*
Ø 30 mm/*1.181 in.* flush mounting kit for selector switches and illuminated pushbuttons	ZB4B● pushbutton with head mounted flush with bezel	Metal black	1	**ZB4BZ0227**	0.021/*0.046*
Adapter (Ø 30 to Ø 22 mm/*1.181 to 0.866 in.* reducer)	All pushbuttons	Chromium plated	1	**ZB4BZ012**	0.023/*0.051*

*(1) Body/fixing collar **ZB4BZ009** required for mounting to be ordered separately (see page 104).*

Common components and accessories

Control and signaling units

Harmony XB4 metal

Body/contact assemblies
Screw clamp terminal connections

101191

ZB4BZ009

ZBE101

zbe203

ZBE203

101274

ZB4BZ101

814346

ZB4BZ106

PF080706

ZBE501

PG114156SE

ZB2BE101

814262

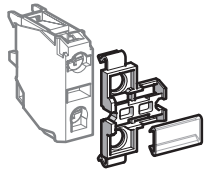

ZBZ001

Body/fixing collar

For use with	Sold in lots of	Unit reference	Weight kg/*lb*
Electrical block (contact or light)	10	ZB4BZ009	0.038/*0.084*

Contact functions *(1)*

Screw clamp terminal connections (Schneider Electric anti-loosening system)

Contacts for standard applications

Description	Type of contact	NO	NC	NC MC *(6)*	Sold in lots of	Unit reference	Weight kg/*lb*
Contact blocks	Single	1	–	–	5	ZBE101	0.011/*0.024*
		–	1	–	5	ZBE102	0.011/*0.024*
		–	–	1	5	ZBE302	0.014/*0.030*
	Double	2	–	–	5	ZBE203	0.020/*0.044*
		–	2	–	5	ZBE204	0.020/*0.044*
		1	1	–	5	ZBE205	0.020/*0.044*
	Single with body/fixing collar	1	–	–	1	ZB4BZ101	0.053/*0.117*
		–	1	–	1	ZB4BZ102	0.053/*0.117*
		2	–	–	1	ZB4BZ103	0.062/*0.137*
		–	2	–	1	ZB4BZ104	0.062/*0.137*
		1	1	–	1	ZB4BZ105	0.062/*0.137*
		1	2	–	1	ZB4BZ141	0.072/*0.159*

Contacts for specific applications

Application	Type of contact	Description	NO	NC	NC MC *(6)*	Sold in lots of	Unit reference	Weight kg/*lb*
Low-power switching	Single	Standard	1	–	–	5	ZBE1016	0.012/*0.026*
			–	1	–	5	ZBE1026	0.012/*0.026*
		Dusty environment *(2)* (IP5X, 50 µm dust)	1	–	–	5	ZBE1016P	0.012/*0.026*
			–	1	–	5	ZBE1026P	0.012/*0.026*
Staggered contacts	Single	Early make NO	1	–	–	5	ZBE201	0.011/*0.024*
		Late break NC	–	1	–	5	ZBE202	0.011/*0.024*
	Single with body/fixing collar	Overlapping NO+NC	1	1	–	5	ZB4BZ106	0.062/*0.137*
		Staggered NO+NO	2	–	–	5	ZB4BZ107	0.062/*0.137*
High-power switching	Single	Standard *(3)*	1	–	–	1	ZBE501	0.020/*0.044*
			–	1	–	1	ZBE502	0.020/*0.044*
			2	–	–	1	ZBE503	0.032/*0.071*
			–	2	–	1	ZBE504	0.032/*0.071*
			1	1	–	1	ZBE505	0.032/*0.071*
Additional contact blocks for high-power switching	Single	Standard *(4)*	1	–	–	1	ZB2BE101	0.020/*0.044*
			–	1	–	1	ZB2BE102	0.020/*0.044*

Clip-on legend holder and sheet of blank legends

Description	Sold in lots of	Unit reference	Weight kg/*lb*
Clip-on legend holder for electrical blocks with screw clamp terminal connections *(5)*. **For identification of an XB4B control or signaling unit**	10	ZBZ001	0.001/*0.002*
Sheet of 50 blank legends for legend holder ZBZ001	10	ZBY001	0.023/*0.051*

(1) The contact blocks enable variable composition of body/contact assemblies. Maximum number of rows possible: 3. Either 3 rows of 3 single contacts or 1 row of 3 double contacts + 1 row of 3 single contacts (double contacts occupy the first 2 rows). Maximum number of contacts is specified on pages 28 to 31.
(2) It is not possible to fit an additional contact block on the back of these contact blocks.
(3) It is not possible to use these contacts with light blocks.
*(4) To be fitted on the back of **ZBE50●** contacts.*
(5) This legend holder is not compatible with high-power switching contacts.
(6) NC contact block with monitoring dedicated for Emergency stop head only.

Presentation:
page 12

Control and signaling units

Harmony XB4 metal

Light blocks - Screw clamp terminal connections

101288

ZBVB●

Light blocks with screw clamp terminal connections (Schneider Electric anti-loosening system)

Description	Supply voltage V	Sold in lots of	Unit reference	Weight kg/*lb*
Universal LED light block	12 ⎓ (50/60 Hz)	5	ZBVJ1	0.017/*0.037*
	24 ⎓ (50/60 Hz)	5	ZBVB1	0.017/*0.037*
	24…120 ⎓ (50/60 Hz)	5	ZBVBG1	0.017/*0.037*
	110...120 ∿ (50/60 Hz)	5	ZBVG1	0.017/*0.037*
	230...240 ∿ (50/60 Hz)	5	ZBVM1	0.017/*0.037*

XB5_CP19534

ZBVGM1T

Light block for severe applications *(1)*

Universal LED light block	110...240 ∿ (50/60 Hz)	5	ZBVGM1T	0.017/*0.037*

(1) To be used with inductive loads, off-grid power generators specifically in Marine applications, or polluted supply voltage.

Presentation:
page 12

Control and signaling units

Harmony XB4 metal

Light blocks - Flashing light blocks, transformer blocks, blocks for “test light” function

PF080705

ZBV5B

Flashing light blocks with screw clamp terminal connections (Schneider Electric anti-loosening system)

Universal LED	24 ⎓ (50/60 Hz)	5	ZBV18B1	0.017/*0.037*
	110...120 ∿ (50/60 Hz)	5	ZBV18G1	0.017/*0.037*
	230...240 ∿ (50/60 Hz)	5	ZBV18M1	0.017/*0.037*

UN Universal for all color heads

Transformer blocks for 24 V light blocks *(1)*

For use with	Supply voltage V	Description	Reference	Weight kg/*lb*
Integral LED light blocks	400 V ∿ (50 Hz)	Transformer 400 V - 24 V ∿	ZBV5B *(2)*	0.090/*0.198*

121461

ZBZG156

Blocks for “test light” function

For use with	Supply voltage V	Description	Reference	Weight kg/*lb*
Light blocks	12 and 24 ⎓ 24…120 ⎓	Single module, 1 connecting wire	ZBZG156 *(3)*	0.010/*0.022*
Universal LED light blocks	48…230 ∿	Double module, with connecting wires	ZBZM156 *(4)*	0.010/*0.022*

121493

ZBZM156

*(1) To be used with 2 dummy contact blocks **ZBE000**.*
*(2) To order 440...460 V ∿ (60 Hz) transformer blocks, replace “5” in the reference with “8”. Example: **ZBV5B** becomes **ZBV8B**.*
*To order 550...600 V ∿ (60 Hz) transformer blocks, replace “5” with “9”. Example: **ZBV5B** becomes **ZBV9B**.*
*(3) Block for use with ⎓ Universal LED light blocks types **ZBVJ●** or **ZBVB●**, or with direct supply light block for BA9s bulb, **ZBV6**.*
*(4) Block for use with ∿ Universal LED light blocks types **ZBVG●** or **ZBVM●**, see connection on our website www.se.com.*

Presentation:
page 12

Control and signaling units

Harmony XB4 metal

Body/contact assemblies
Compact push-in terminal connections

ZB4BZ009

Body/fixing collar

For use with	Sold in lots of	Unit reference	Weight kg/*lb*
Electrical block (contact or light)	10	ZB4BZ009	0.038/*0.084*

Compact contact functions
Push-in terminal connections

Contacts for standard applications

ZBE1015

ZBE1025



ZB4BZ1015

Description	Type of contact	NO	NC	Sold in lots of	Unit reference	Weight kg/*lb*
Contact blocks	Single	1	–	5	ZBE1015	0.007/*0.015*
		–	1	5	ZBE1025	0.007/*0.015*
	Single with body/fixing collar	1	–	1	ZB4BZ1015	0.049/*0.108*
		–	1	1	ZB4BZ1025	0.049/*0.108*
		2	–	1	ZB4BZ1035	0.054/*0.119*
		–	2	1	ZB4BZ1045	0.054/*0.119*
		1	1	1	ZB4BZ1055	0.054/*0.119*

Presentation:
page 12

Control and signaling units

Harmony XB4 metal

Light blocks

Compact push-in terminal connections

ZBVB15

Compact light blocks
Push-in terminal connections *(1)*

Description	Supply voltage V	Sold in lots of	Unit reference	Weight kg/*lb*
Universal LED light block	12 ⎓ (50/60 Hz)	5	ZBVJ15	0.012/*0.026*
	24 ⎓ (50/60 Hz)	5	ZBVB15	0.012/*0.026*
	110...120 ∼ (50/60 Hz)	5	ZBVG15	0.012/*0.026*
	230...240 ∼ (50/60 Hz)	5	ZBVM15	0.012/*0.026*

(1) It is not possible to fit an additional block on the back of these light blocks.

Presentation:
page 12

Control and signaling units

Harmony XB4 metal

Body/contact assemblies for printed circuit board

101191

ZB4BZ009

101257

ZB4BZ079 + ZB4BZ009

101303

ZBZ01●

XB4_632_CPSCT16041C

ZBZ110

101259

ZBE701

101280

ZBE702

PF512550

ZBVB●7

Body/fixing collar and accessories specifically for printed circuit board mounting *(1)*

Accessories required when using adapter (socket) ZBZ010

Description	For use with	Sold in lots of	Unit reference	Weight kg/*lb*
Body/fixing collar	Electrical block (contact or light)	10	ZB4BZ009	0.006/*0.013*
Fixing collar/pillar	Printed circuit board support (fixing screw ZBZ006 to be ordered separately)	10	ZB4BZ079	0.003/*0.007*
Fixing screw for printed circuit board	Fixing collar/pillar ZB4BZ079	10	ZBZ006	0.011/*0.024*

Adapter (socket) *(1)*

For use with	Thickness of printed circuit board (mm)/in.	Sold in lots of	Unit reference	Weight kg/*lb*
Electrical block (contact or light)	1.6 ± 0.2/*0.063 ± 0.008*	10	ZBZ010	0.008/*0.018*
	3.2 ± 0.2/*0.126 ± 0.008*	10	ZBZ012	0.008/*0.018*

Grounding plate

Description	For use with	Sold in lots of	Unit reference	Weight kg/*lb*
Grounding plate with ground screw	Harmony XB4 metal and XALG plastic control stations	1	ZBZ110	0.017/*0.037*

Contact functions *(1)*

Contacts for standard applications

Description	Type of contact	NO	NC	Sold in lots of	Unit reference	Weight kg/*lb*
Contact blocks	Single	1	–	5	ZBE701	0.011/*0.024*
		–	1	5	ZBE702	0.011/*0.024*

Contacts for specific applications

Application	Type of contact	NO	NC	Sold in lots of	Unit reference	Weight kg/*lb*
Low-power switching	Single	1	–	5	ZBE7016	0.012/*0.026*
		–	1	5	ZBE7026	0.012/*0.026*

Light blocks *(1)*

Description	Supply voltage V	Color of LED	Sold in lots of	Unit reference	Weight kg/*lb*
Integral LED (to combine with heads for integral LED) Protected LED	24 ⎓ (50/60 Hz)	White	5	ZBVB17	0.004/*0.009*
		Green	5	ZBVB37	0.004/*0.009*
		Red	5	ZBVB47	0.004/*0.009*
		Orange	5	ZBVB57	0.004/*0.009*
		Blue	5	ZBVB67	0.004/*0.009*

(1) For details of support drilling and of printed circuit board, see our website www.se.com.

Presentation:
page 12

Control and signaling units

Harmony XB4 metal

Body/contact assemblies
Faston connectors

PF080708

ZBE1023

PF080709

ZBE2043


PF080704

ZB4BZ1043

Contact functions *(1)*

Faston connectors (6.35 or 2 x 2.8 mm/*0.250 or 2 x 0.110 in.*) (Schneider Electric anti-loosening system)

Contacts for standard applications

Description	Type of contact	NO	NC	Sold in lots of	Unit reference	Weight kg/*lb*
Contact blocks	Single	1	–	5	ZBE1013	0.011/*0.024*
		–	1	5	ZBE1023	0.011/*0.024*
	Double	2	–	5	ZBE2033	0.020/*0.044*
		1	1	5	ZBE2053	0.020/*0.044*
	Single with body/fixing collar	1	–	1	ZB4BZ1013 *(2)*	0.053/*0.117*
		–	1	1	ZB4BZ1023 *(2)*	0.053/*0.117*
		2	–	1	ZB4BZ1033	0.062/*0.137*
		–	2	1	ZB4BZ1043	0.062/*0.137*
		1	1	1	ZB4BZ1053	0.062/*0.137*

Contacts for specific applications

Application	Type of contact	Description	NO	NC	Sold in lots of	Unit reference	Weight kg/*lb*
Low-power switching	Single	Standard	1	–	5	ZBE10163 *(2)*	0.012/*0.026*
		Dusty environments *(3)* (IP5X, 50 µm dust)	1	–	5	ZBE1016P3 *(2)*	0.012/*0.026*
			–	1	5	ZBE1026P3 *(2)*	0.012/*0.026*
High-power switching	Single	Standard *(4)*	–	1	1	ZBE5023	0.021/*0.046*

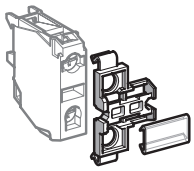
814262

ZBZ001

Clip-on legend holder for electrical blocks with screw clamp terminal connections *(5)*

For use with	Sold in lots of	Unit reference	Weight kg/*lb*
Identification of an XB4B control or signaling unit	10	ZBZ001	0.001/*0.002*

Sheet of 50 blank legends

Legend holder ZBZ001	10	ZBY001	0.023/*0.051*

(1) The contact blocks enable variable composition of body/contact assemblies. Maximum number of rows possible: 3. Either 3 rows of 3 single contacts or 1 row of 3 double contacts + 1 row of 3 single contacts (double contacts occupy the first 2 rows).
*(2) To order products with screw clamp terminal connections for lugs, replace the **3** at the end of the reference with a **9**. Example: **ZBE1013** becomes **ZBE1019**.*
(3) It is not possible to fit an additional contact block on the back of these contact blocks.
(4) It is not possible to use these contacts with light blocks.
(5) This legend holder is not compatible with high-power switching contact blocks.

Presentation:
page 12

Control and signaling units

Harmony XB4 metal

Body/contact assemblies + Universal LED light blocks

PF512555



ZB4BW0●●3

Complete body/contact assemblies and light blocks *(1)*
Screw clamp terminal connections (Schneider Electric anti-loosening system)

Light source	Supply voltage V	Type of contact NO	Type of contact NC	Reference	Weight kg/*lb*
Direct supply					
Universal LED	24 ⎓ (50/60 Hz)	1	–	**ZB4BW0B11**	0.064/*0.141*
		–	1	**ZB4BW0B12**	0.064/*0.141*
		2	–	**ZB4BW0B13**	0.074/*0.163*
		1	1	**ZB4BW0B15**	0.074/*0.163*
	110...120 ∿ (50/60 Hz)	1	–	**ZB4BW0G11**	0.064/*0.141*
		–	1	**ZB4BW0G12**	0.064/*0.141*
		2	–	**ZB4BW0G13**	0.074/*0.163*
		1	1	**ZB4BW0G15**	0.074/*0.163*
	230…240 ∿ (50/60 Hz)	1	–	**ZB4BW0M11**	0.064/*0.141*
		–	1	**ZB4BW0M12**	0.064/*0.141*
		2	–	**ZB4BW0M13**	0.074/*0.163*
		1	1	**ZB4BW0M15**	0.074/*0.163*
Other versions		Complete bodies with Faston connector terminals (6.35 or 2 x 2.8 mm/*0.250 or 2 x 0.110 in.*) Please contact our Customer Care Center.			

(1) Can be fitted with additional contact blocks: see page 101.

Presentation:
page 12

Control and signaling units

Harmony XB4 metal

Body/light assemblies for pilot lights with Universal LED

101239

ZB4BV●●

Complete light bodies (fixing collar + Universal LED light block)
Screw clamp terminal connections (Schneider Electric anti-loosening system)

Light source	Supply voltage V	Reference	Weight kg/*lb*
Universal LED	12 ⎓ (50/60 Hz)	**ZB4BVJ1**	0.054/*0.119*
	24 ⎓ *(1)* (50/60 Hz)	**ZB4BVB1**	0.054/*0.119*
	24…120 ⎓ (50/60 Hz)	**ZB4BVBG1**	0.054/*0.119*
	110...120 ∿ *(1)* (50/60 Hz)	**ZB4BVG1**	0.054/*0.119*
	230…240 ∿ *(1)* (50/60 Hz)	**ZB4BVM1**	0.054/*0.119*

Complete bodies with flashing pilot light (fixing collar + Universal LED light block)
Screw clamp terminal connections (Schneider Electric anti-loosening system)

Light source	Supply voltage V	Reference	Weight kg/*lb*
Universal LED	24 ⎓ (50/60 Hz)	**ZB4BV18B1**	0.054/*0.119*
	110…120 ∿ (50/60 Hz)	**ZB4BV18G1**	0.054/*0.119*
	230…240 ∿ (50/60 Hz)	**ZB4BV18M1**	0.054/*0.119*

(1) Complete bodies with Faston connector terminals (6.35 or 2 x 2.8 mm/0.250 or 2 x 0.110 in.), see page 107.

Presentation:
page 12

Control and signaling units

Harmony XB4 metal

Body/contact assemblies and light blocks with BA9s base fitting

XB4_632_CPODA2016174

ZB4BW06●

101239

ZB4BW0●5

Complete body/contact assemblies and light blocks *(1)*
For bulb with BA9s base fitting (incandescent, neon, or LED)
Screw clamp terminal connections (Schneider Electric anti-loosening system)

Light source	Supply voltage V	Type of contact NO	Type of contact NC	Color of light source	Reference	Weight kg/*lb*
Direct supply						
BA9s base fitting bulb, 2.4 W max., not included *(2)*	≤ 250	1	–	–	**ZB4BW061**	0.063/*0.139*
		–	1	–	**ZB4BW062**	0.063/*0.139*
		2	–	–	**ZB4BW063**	0.073/*0.161*
		1	1	–	**ZB4BW065**	0.073/*0.161*
Supply via integral transformer (1.2 VA, 6 V secondary)						
BA9s base fitting incandescent bulb, included	110…120 ∼ 50/60 Hz	1	–	–	**ZB4BW031**	0.141/*0.311*
		1	1	–	**ZB4BW035**	0.151/*0.333*
	230 ∼ 50 Hz 220…240 ∼ 60 Hz	1	–	–	**ZB4BW041**	0.141/*0.311*
		1	1	–	**ZB4BW045**	0.151/*0.333*
	400 ∼ 50 Hz	1	–	–	**ZB4BW051**	0.141/*0.311*
		1	1	–	**ZB4BW055**	0.151/*0.333*

Other versions Complete bodies with integral transformer incorporating Faston connector terminals (6.35 or 2 x 2.8 mm/*0.250 or 2 x 0.110 in.*).
Please contact our Customer Care Center.

(1) Can be fitted with additional contact blocks: see page 101.
(2) Bulb to be ordered separately: see page 110.

Presentation:
page 12

Control and signaling units

Harmony XB4 metal

Light bodies for pilot lights with BA9s base fitting

Light blocks

Screw clamp terminal connections (Schneider Electric anti-loosening system)

Description	Supply voltage V	Sold in lots of	Unit reference	Weight kg/*lb*
Direct supply for BA9s base fitting bulb, 2.4 W max., not included *(1)*	⩽ 250	5	ZBV6	0.016/*0.035*

Complete light bodies (fixing collar + light block)

For bulb with BA9s base fitting (incandescent, neon, or LED)
Screw clamp terminal connections (Schneider Electric anti-loosening system)

XB4_632_CPODA2016173

ZB4BV6

Light source	Supply voltage V	Color of light source	Reference	Weight kg/*lb*
Direct supply				
BA9s base fitting bulb, 2.4 W max., not included *(1)*	⩽ 250	–	ZB4BV6	0.052/*0.335*
Supply via integral transformer (1.2 VA, 6 V secondary)				
BA9s base fitting incandescent bulb, included	110…120 ∿ (50/60 Hz)	–	ZB4BV3	0.130/*0.287*
	230 ∿ (50 Hz) 220…240 ∿ (60 Hz)	–	ZB4BV4	0.130/*0.287*
	400 ∿ (50 Hz)	–	ZB4BV5	0.131/*0.289*
	440…480 ∿ (60 Hz)	–	ZB4BV8	0.128/*0.282*
	550…600 ∿ (60 Hz)	–	ZB4BV9	0.131/*0.289*
	400 ∿ (50/60 Hz)	White	ZB4BV5D1	0.134/*0.295*
		Green	ZB4BV5D3	0.134/*0.295*
		Red	ZB4BV5D4	0.134/*0.295*
		Orange	ZB4BV5D5	0.134/*0.295*
		Blue	ZB4BV5D6	0.134/*0.295*

101232



ZB4BV●

Complete light bodies with 3-terminal "test" function (fixing collar + light block)

For bulb with BA9s base fitting (incandescent, neon, or LED)
Screw clamp terminal connections (Schneider Electric anti-loosening system)

PF512557

ZB4BV156

Direct supply				
BA9s base fitting bulb, 2.4 W max., not included *(1)*	⩽ 250	–	ZB4BV156	0.062/*0.137*
Other versions	Complete bodies with Faston connector terminals (6.35 or 2 x 2.8 mm/*0.250 or 2 x 0.110 in.*), see *page 107*.			

(1) Bulb to be ordered separately, see page 112.

Presentation:
page 12

Control and signaling units

Harmony XB4 metal

Accessories for illuminated pushbuttons: bulbs

DL1CJ0●●●

DL1CE●●●

DL1CF●●●

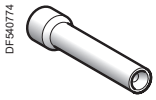

XBFX13

Bulbs with BA9s base fitting and associated accessories

Description	Characteristics	Color	Sold in lots of	Unit reference	Weight kg/*lb*
LEDs	24 V ≂	White	1	**DL1CJ0241**	0.002/*0.004*
		Green	1	**DL1CJ0243**	0.002/*0.004*
		Red	1	**DL1CJ0244**	0.002/*0.004*
		Orange	1	**DL1CJ0245**	0.002/*0.004*
		Blue	1	**DL1CJ0246**	0.002/*0.004*
	48 V ≂	Green	1	**DL1CJ0483**	0.002/*0.004*
		Red	1	**DL1CJ0484**	0.002/*0.004*
		Orange	1	**DL1CJ0485**	0.002/*0.004*
	6 V - 1.2 W	White	1	**DL1CD0061**	0.002/*0.004*
		Green	1	**DL1CD0063**	0.002/*0.004*
		Red	1	**DL1CD0064**	0.002/*0.004*
		Orange	1	**DL1CD0065**	0.002/*0.004*
		Blue	1	**DL1CD0066**	0.002/*0.004*
Incandescent bulbs	6 V - 1.2 W	–	10	**DL1CB006**	0.002/*0.004*
	24 V - 2 W	–	10	**DL1CE024**	0.002/*0.004*
	120…130 V 2.4 W	–	10	**DL1CE130**	0.002/*0.004*
Neon bulbs	120…130 V	–	10	**DL1CF110**	0.002/*0.004*
	230…240 V	–	10	**DL1CF220**	0.002/*0.004*
Bulb extractor	–	–	1	**XBFX13**	0.005/*0.011*

Description	Characteristics	Sold in lots of	Unit reference	Weight kg/*lb*
Anti-rotation plate for flush mounted heads	For ZB4F selector switch heads	10	**ZB5FAZ902**	*0.008/0.018*

Presentation:
page 12

Control and signaling units

Harmony XB4 metal

Accessories for pushbuttons: keys

PF100885

ZBG455

PF523999

ZBG455P

Replacement keys			
Description	**Key number**	**Reference**	**Weight kg/*lb***
For latching mushroom head pushbuttons and selector switches			
Sets of 2 keys	455	**ZBG455**	0.013/*0.029*
	421E	**ZBG421E**	0.014/*0.031*
	458A	**ZBG458A**	0.014/*0.031*
	520E	**ZBG520E**	0.014/*0.031*
	3131A	**ZBG3131A**	0.014/*0.031*
	4A185	**ZBDA185**	0.014/*0.031*
	8D1	**ZBD8D1**	0.014/*0.031*
	Specific key	**ZBGK** *(1)*	0.014/*0.031*
For booted selector switches			
Sets of 2 keys, one of which is supplied booted (rubber boot)	455	**ZBG455P**	–

(1) Key number to be added when ordering.

Presentation:
page 12

Control and signaling units

Harmony XB4 metal

Accessories for pushbuttons: keys

PF100233

ZBGP

Replacement keys (continued)

Description	Key number	Reference	Weight kg/*lb*
Accessory for key switches *(1)*			
Description	**Function**	**Reference**	**Weight kg/*lb***
Keyhole cover (rubber boot)	Protection of lock barrel when no key inserted in lock	ZBGP	0.005/*0.011*

PF100232

ZBDD2

Boot for standard handle

Description	For use with	Sold in lots of	Unit reference	Weight kg/*lb*
Boot for standard handle	ZB4BD●● and ZB5AD●●	10	ZBDD2	0.005/*0.011*

(1) Not compatible with products with TEC10 key.

Presentation:
page 12

Control and signaling units

Harmony XB4 metal

Legends panel and other accessories

XB4_632_CPSVA18028

ZBYLEG304000

Legends panel (1)		
Template size mm/*in.*	**Unit reference**	**Weight kg/*lb***
Unmarked templates		
100 x 100/*3.93 x 3.93*	ZBYLEG101000	0.010/*0.022*
200 x 100/*7.87 x 3.93*	ZBYLEG201000	0.010/*0.022*
300 x 100/*11.81 x 3.93*	ZBYLEG301000	0.010/*0.022*
300 x 200/*11.81 x 7.87*	ZBYLEG302000	0.030/*0.066*
300 x 300/*11.81 x 11.81*	ZBYLEG303000	0.030/*0.066*
300 x 400/*11.81 x 15.74*	ZBYLEG304000	0.030/*0.066*
400 x 100/*15.74 x 3.93*	ZBYLEG401000	0.010/*0.022*
400 x 200/*15.74 x 7.87*	ZBYLEG402000	0.050/*0.110*
500 x 100/*19.68 x 3.93*	ZBYLEG501000	0.030/*0.066*
500 x 200/*19.68 x 7.87*	ZBYLEG502000	0.050/*0.110*
500 x 300/*19.68 x 11.81*	ZBYLEG503000	0.050/*0.110*
500 x 400/*19.68 x 15.74*	ZBYLEG504000	0.050/*0.110*

(1) To add customized markings on these references using the online customization tool, see page 5.

DF540766

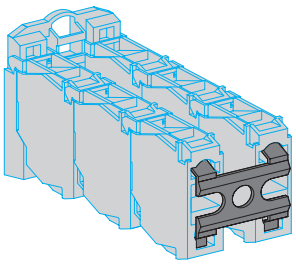

ZBZ007

Other accessories				
Description	**For use with**	**Sold in lots of**	**Unit reference**	**Weight kg/*lb***
Plastic clips	2 or 3 levels of ZBE10● contact blocks in high vibration environment	10	ZBZ007	0.001/*0.002*
Dummy contact block	ZBE10● contact blocks and ZBV5B transformer blocks	5	ZBE000	0.006/*0.0123*
Set of tabs for Faston connection	ZBE10● contact blocks and ZBV● light blocks	10	ZBZ003	0.001/*0.002*

Presentation:
page 12

Control and signaling units

Harmony XB4 metal

Product reference index

D

DL1CB006 112
DL1CD0061 112
DL1CD0063 112
DL1CD0064 112
DL1CD0065 112
DL1CD0066 112
DL1CE024 112
DL1CE130 112
DL1CF110 112
DL1CF220 112
DL1CJ0241 112
DL1CJ0243 112
DL1CJ0244 112
DL1CJ0245 112
DL1CJ0246 112
DL1CJ0483 112
DL1CJ0484 112
DL1CJ0485 112

X

XB4BA11 33
XB4BA115 33
XB4BA21 33
XB4BA215 33
XB4BA31 33
XB4BA315 33
XB4BA3311 36
XB4BA33115 36
XB4BA3341 36
XB4BA3351 36
XB4BA42 33
XB4BA425 33
XB4BA4322 36
XB4BA43225 36
XB4BA51 33
XB4BA515 33
XB4BA61 33
XB4BA615 33
XB4BA711237 43
XB4BA731327 43
XB4BA821 67
XB4BA822 67
XB4BA921 67
XB4BA922 67
XB4BA941 67
XB4BA942 67
XB4BA961 67
XB4BA962 67
XB4BC21 44
XB4BD21 56
XB4BD215 56
XB4BD25 56
XB4BD255 56
XB4BD33 56
XB4BD335 56
XB4BD41 56
XB4BD415 56
XB4BD53 56
XB4BD535 56
XB4BD912R100K 67
XB4BD912R10K 67
XB4BD912R1K 67
XB4BD912R470K 67
XB4BD912R47K 67
XB4BD912R4K7 67
XB4BG03 58
XB4BG035 58
XB4BG21 58
XB4BG215 58
XB4BG33 58
XB4BG335 58
XB4BG41 58
XB4BG415 58
XB4BG61 58
XB4BG615 58
XB4BJ21 57
XB4BJ33 57
XB4BJ53 57
XB4BK123B5 61
XB4BK123G5 61
XB4BK123M5 61
XB4BK124B5 61
XB4BK124G5 61
XB4BK124M5 61
XB4BK125B5 61
XB4BK125G5 61
XB4BK125M5 61
XB4BK133B5 61
XB4BK133G5 61
XB4BK133M5 61
XB4BK134B5 61
XB4BK134G5 61
XB4BK134M5 61
XB4BK135B5 61
XB4BK135G5 61
XB4BK135M5 61
XB4BL42 34
XB4BL425 34
XB4BL73415 41
XB4BL734155 41
XB4BP21 35
XB4BP31 35
XB4BP42 35
XB4BP51 35
XB4BP61 35
XB4BS8442 46
XB4BS84425 46
XB4BS8444 46
XB4BS84441 46
XB4BS844415 46
XB4BS84445 46
XB4BS84455 46
XB4BS8446 46
XB4BS84462 46
XB4BS9445 46
XB4BT842 46
XB4BT845 46
XB4BV31 65
XB4BV33 65
XB4BV34 65
XB4BV35 65
XB4BV41 65
XB4BV43 65
XB4BV44 65
XB4BV45 65
XB4BV5B1 65
XB4BV5B3 65
XB4BV5B4 65
XB4BV5B5 65
XB4BV5B6 65
XB4BV61 65
XB4BV63 65
XB4BV64 65
XB4BV65 65
XB4BVB1 63
XB4BVB15 63
XB4BVB3 63
XB4BVB35 63
XB4BVB4 63
XB4BVB45 63
XB4BVB5 63
XB4BVB55 63
XB4BVB6 63
XB4BVB65 63
XB4BVG1 63
XB4BVG3 63
XB4BVG35 63
XB4BVG4 63
XB4BVG5 63
XB4BVG6 63
XB4BVGM1T 63
XB4BVGM3T 63
XB4BVGM4T 63
XB4BVGM5T 63
XB4BVGM6T 63
XB4BVM1 63
XB4BVM3 63
XB4BVM4 63
XB4BVM5 63
XB4BVM6 63
XB4BW21B5 66
XB4BW21G5 66
XB4BW23B5 66
XB4BW23G5 66
XB4BW24B5 66
XB4BW24G5 66
XB4BW25B5 66
XB4BW25G5 66
XB4BW26B5 66
XB4BW26G5 66
XB4BW28B5 66
XB4BW28G5 66
XB4BW3135 40
XB4BW3145 40
XB4BW3165 40
XB4BW31B5 37
XB4BW31B55 37
XB4BW31G5 37
XB4BW31M5 37
XB4BW3335 40
XB4BW3345 40
XB4BW3365 40
XB4BW33B5 37
XB4BW33B55 37
XB4BW33G5 37
XB4BW33M5 37
XB4BW3435 40
XB4BW3445 40
XB4BW3465 40
XB4BW34B5 37
XB4BW34B55 37
XB4BW34G5 37
XB4BW34M5 37
XB4BW3535 40
XB4BW3545 40
XB4BW3565 40
XB4BW35B5 37
XB4BW35B55 37
XB4BW35G5 37
XB4BW35M5 37
XB4BW36B5 37
XB4BW36B55 37
XB4BW36G5 37
XB4BW36M5 37
XB4BW73731B5 42
XB4BW73731G5 42
XB4BW73731M5 42
XB4FA11 81
XB4FA21 81
XB4FA31 81
XB4FA3311 83
XB4FA3341 83
XB4FA3351 83
XB4FA42 81
XB4FA4322 83
XB4FA51 81
XB4FA61 81
XB4FD21 89
XB4FD25 89
XB4FD33 89
XB4FD41 89
XB4FD53 89
XB4FG03 91
XB4FG21 91
XB4FG33 91
XB4FG41 91
XB4FG61 91
XB4FJ21 90
XB4FJ33 90
XB4FJ53 90
XB4FK123B5 93
XB4FK123G5 93
XB4FK123M5 93
XB4FK124B5 93
XB4FK124G5 93
XB4FK124M5 93
XB4FK125B5 93
XB4FK125G5 93
XB4FK125M5 93
XB4FK133B5 93
XB4FK133G5 93
XB4FK133M5 93
XB4FK134B5 93
XB4FK134G5 93
XB4FK134M5 93
XB4FK135B5 93
XB4FK135G5 93
XB4FK135M5 93
XB4FL42 82
XB4FL4325 83
XB4FVB1 95
XB4FVB3 95
XB4FVB4 95
XB4FVB5 95
XB4FVB6 95
XB4FVG1 95
XB4FVG3 95
XB4FVG4 95
XB4FVG5 95
XB4FVG6 95
XB4FVM1 95
XB4FVM3 95
XB4FVM4 95
XB4FVM5 95
XB4FVM6 95
XB4FW31B5 84
XB4FW31G5 84
XB4FW31M5 84
XB4FW33B5 84
XB4FW33G5 84
XB4FW33M5 84
XB4FW34B5 84
XB4FW34G5 84
XB4FW34M5 84
XB4FW35B5 84
XB4FW35G5 84
XB4FW35M5 84
XB4FW36B5 84
XB4FW36G5 84
XB4FW36M5 84
XB5DSB 68
XB5DSG 68
XB5DSM 68
XB5DT1S 68
XB5DTB22 68
XB5DTB23 68
XB5DTB24 68
XB5DTB25 68
XB5DTGM2 68
XB5DTGM3 68
XB5DTGM4 68
XB5DTGM5 68
XB5KS2B4 68
XB5KS2B8 68
XB5KS2G4 68
XB5KS2G8 68
XB5KS2M4 68
XB5KS2M8 68
XB5KSB 68
XB5KSG 68
XB5KSM 68
XB5PRJ45 68
XB5PUSB3 68
XBFX13 112
XBH1AA0G4 68
XBH1AA0R4 68
XD4PA12 69
XD4PA14 69
XD4PA22 69
XD4PA24 69

Z

ZB2BE101 101
ZB2BE102 101
ZB4BA0 33
ZB4BA1 33
ZB4BA131 36
ZB4BA133 36

ZB4BA14 33
ZB4BA145 36
ZB4BA16 35
ZB4BA18 33, 38
ZB4BA2 33
ZB4BA232 36
ZB4BA234 36
ZB4BA24 33
ZB4BA245 36
ZB4BA26 35
ZB4BA3 33
ZB4BA331 36
ZB4BA333 36
ZB4BA334 36
ZB4BA335 36
ZB4BA34 33
ZB4BA341 36
ZB4BA36 35
ZB4BA38 33, 38
ZB4BA4 33
ZB4BA432 36
ZB4BA434 36
ZB4BA44 33
ZB4BA46 35
ZB4BA48 33, 38
ZB4BA5 33
ZB4BA54 33
ZB4BA56 35
ZB4BA58 33, 38
ZB4BA6 33
ZB4BA64 33
ZB4BA66 35
ZB4BA68 33, 38
ZB4BA71115 43
ZB4BA71124 43
ZB4BA7120 41
ZB4BA7121 41
ZB4BA73133 43
ZB4BA73134 43
ZB4BA7340 41
ZB4BA7341 41
ZB4BA79 41
ZB4BA791 43
ZB4BA8 33
ZB4BA88 38
ZB4BA9 33
ZB4BA98 33, 38
ZB4BB2 69
ZB4BB4 69
ZB4BC180 53
ZB4BC2 44
ZB4BC24 44
ZB4BC280 53
ZB4BC28001 53
ZB4BC28010 53
ZB4BC3 44
ZB4BC34 44
ZB4BC380 53
ZB4BC38023 53
ZB4BC4 44
ZB4BC44 44
ZB4BC480 53
ZB4BC48021 53
ZB4BC5 44
ZB4BC54 44
ZB4BC580 53
ZB4BC58009 53
ZB4BC6 44
ZB4BC64 44
ZB4BC680 53
ZB4BD2 56
ZB4BD28 60
ZB4BD29 60
ZB4BD3 56
ZB4BD4 56
ZB4BD48 60
ZB4BD49 60
ZB4BD5 56
ZB4BD59 60
ZB4BD7 56
ZB4BD8 56
ZB4BD89 60
ZB4BD912 67
ZB4BD922 67
ZB4BG0 59
ZB4BG01 59
ZB4BG02 59
ZB4BG03 59
ZB4BG04 59
ZB4BG05 59
ZB4BG08 59
ZB4BG09 59
ZB4BG1 59
ZB4BG2 59
ZB4BG2TEC10 60
ZB4BG3 59
ZB4BG4 59
ZB4BG4TEC10 60
ZB4BG5 59
ZB4BG6 59
ZB4BG6TEC10 60
ZB4BG7 59
ZB4BG8 59
ZB4BG9 59
ZB4BH01 54
ZB4BH013 55
ZB4BH02 54
ZB4BH03 54
ZB4BH033 55
ZB4BH04 54
ZB4BH043 55
ZB4BH05 54
ZB4BH053 55
ZB4BH06 54
ZB4BH063 55
ZB4BH083 55
ZB4BH1 54
ZB4BH13 55
ZB4BH2 54
ZB4BH3 54
ZB4BH33 55
ZB4BH4 54
ZB4BH43 55
ZB4BH5 54
ZB4BH53 55
ZB4BH6 54
ZB4BH63 55
ZB4BH83 55
ZB4BJ2 57
ZB4BJ3 57
ZB4BJ4 57
ZB4BJ5 57
ZB4BJ7 57
ZB4BJ8 57
ZB4BK1213 62
ZB4BK1233 62
ZB4BK1243 62
ZB4BK1253 62
ZB4BK1263 62
ZB4BK1283 62
ZB4BK1313 62
ZB4BK1333 62
ZB4BK1343 62
ZB4BK1353 62
ZB4BK1363 62
ZB4BK1383 62
ZB4BK1413 62
ZB4BK1433 62
ZB4BK1443 62
ZB4BK1453 62
ZB4BK1463 62
ZB4BK1483 62
ZB4BK1513 62
ZB4BK1533 62
ZB4BK1543 62
ZB4BK1553 62
ZB4BK1563 62
ZB4BK1583 62
ZB4BK1713 62
ZB4BK1733 62
ZB4BK1743 62
ZB4BK1753 62
ZB4BK1763 62
ZB4BK1783 62
ZB4BK1813 62
ZB4BK1833 62
ZB4BK1843 62
ZB4BK1853 62
ZB4BK1863 62
ZB4BK1883 62
ZB4BL1 34
ZB4BL2 34
ZB4BL232 36
ZB4BL234 36
ZB4BL3 34
ZB4BL4 34
ZB4BL432 36
ZB4BL434 36
ZB4BL5 34
ZB4BL6 34
ZB4BL7340 41
ZB4BL7341 41
ZB4BP1 35
ZB4BP18 35
ZB4BP183 35
ZB4BP1S 35
ZB4BP2 35
ZB4BP2S 35, 71
ZB4BP3 35
ZB4BP38 35
ZB4BP383 35
ZB4BP3S 35, 71
ZB4BP4 35
ZB4BP48 35
ZB4BP483 35
ZB4BP4S 35, 71
ZB4BP5 35
ZB4BP583 35
ZB4BP5S 35, 71
ZB4BP6 35
ZB4BP68 35
ZB4BP683 35
ZB4BP6S 35, 71
ZB4BP●83 71
ZB4BR2 44
ZB4BR3 44
ZB4BR4 44
ZB4BR5 44
ZB4BR6 44
ZB4BS12 45
ZB4BS42 45
ZB4BS52 45
ZB4BS55 45
ZB4BS62 45
ZB4BS72 45
ZB4BS834 47
ZB4BS844 47
ZB4BS864 47
ZB4BS934 47
ZB4BS944 47
ZB4BS964 47
ZB4BT2 45
ZB4BT84 47
ZB4BT844 47
ZB4BV003 64
ZB4BV01 65
ZB4BV013 64
ZB4BV013E 64
ZB4BV013S 64
ZB4BV01S 65
ZB4BV03 65
ZB4BV033 64
ZB4BV033E 64
ZB4BV033S 64
ZB4BV03S 65
ZB4BV04 65
ZB4BV043 64
ZB4BV043E 64
ZB4BV043S 64
ZB4BV04S 65
ZB4BV05 65
ZB4BV053 64
ZB4BV053E 64
ZB4BV053S 64
ZB4BV05S 65
ZB4BV06 65
ZB4BV063 64
ZB4BV063E 64
ZB4BV063S 64
ZB4BV06S 65
ZB4BV07 65
ZB4BV07S 65
ZB4BV083 64
ZB4BV083E 64
ZB4BV083S 64
ZB4BV156 111
ZB4BV18B1 109
ZB4BV18G1 109
ZB4BV18M1 109
ZB4BV3 111
ZB4BV4 111
ZB4BV5 111
ZB4BV5D1 111
ZB4BV5D3 111
ZB4BV5D4 111
ZB4BV5D5 111
ZB4BV5D6 111
ZB4BV6 111
ZB4BV8 111
ZB4BV9 111
ZB4BVB1 109
ZB4BVBG1 109
ZB4BVG1 109
ZB4BVJ1 109
ZB4BVM1 109
ZB4BW031 110
ZB4BW035 110
ZB4BW041 110
ZB4BW045 110
ZB4BW051 110
ZB4BW055 110
ZB4BW061 110
ZB4BW062 110
ZB4BW063 110
ZB4BW065 110
ZB4BW0B11 108
ZB4BW0B12 108
ZB4BW0B13 108
ZB4BW0B15 108
ZB4BW0G11 108
ZB4BW0G12 108
ZB4BW0G13 108
ZB4BW0G15 108
ZB4BW0M11 108
ZB4BW0M12 108
ZB4BW0M13 108
ZB4BW0M15 108
ZB4BW11 40
ZB4BW113 39
ZB4BW13 40
ZB4BW133 39
ZB4BW14 40
ZB4BW143 39
ZB4BW15 40
ZB4BW153 39
ZB4BW16 40
ZB4BW163 39
ZB4BW17 40
ZB4BW183 39

Control and signaling units

Harmony XB4 metal

Product reference index

ZB4BW31 40
ZB4BW313 38
ZB4BW313S 38
ZB4BW33 40
ZB4BW333 38
ZB4BW333S 38
ZB4BW34 40
ZB4BW343 38
ZB4BW343S 38
ZB4BW35 40
ZB4BW353 38
ZB4BW353S 38
ZB4BW36 40
ZB4BW363 38
ZB4BW363S 38
ZB4BW37 40
ZB4BW383 38
ZB4BW383S 38
ZB4BW413 44
ZB4BW433 44
ZB4BW443 44
ZB4BW453 44
ZB4BW463 44
ZB4BW513 38
ZB4BW533 38
ZB4BW543 38
ZB4BW553 38
ZB4BW563 38
ZB4BW583 38
ZB4BW613 45
ZB4BW633 45
ZB4BW643 49
ZB4BW653 45
ZB4BW663 45
ZB4BW7A1715 42
ZB4BW7A1720 42
ZB4BW7A1721 42
ZB4BW7A1724 42
ZB4BW7A3740 42
ZB4BW7A3741 42
ZB4BW7A9 42
ZB4BW7L3740 42
ZB4BW7L3741 42
ZB4BW913 38
ZB4BW933 38
ZB4BW943 38
ZB4BW953 38
ZB4BW963 38
ZB4BW983 38
ZB4BX84 47
ZB4BZ007 78
ZB4BZ0077 78
ZB4BZ009 101, 104, 106
ZB4BZ012 78, 79, 99
ZB4BZ021 99
ZB4BZ021 79
ZB4BZ0217 79, 99
ZB4BZ022 79, 99
ZB4BZ0227 79, 99
ZB4BZ079 106
ZB4BZ101 101
ZB4BZ1013 107
ZB4BZ1015 104
ZB4BZ102 101
ZB4BZ1023 107
ZB4BZ1025 104
ZB4BZ103 101
ZB4BZ1033 107
ZB4BZ1035 104
ZB4BZ104 101
ZB4BZ1043 107
ZB4BZ1045 104
ZB4BZ105 101
ZB4BZ1053 107
ZB4BZ1055 104
ZB4BZ106 101
ZB4BZ107 101
ZB4BZ141 101
ZB4BZ1905 52
ZB4BZ2005 52
ZB4BZ2105 52
ZB4BZ62 52
ZB4BZ64 52
ZB4BZ65 52
ZB4BZ66 52
ZB4FA0 81
ZB4FA1 81
ZB4FA131 83
ZB4FA133 83
ZB4FA136 83
ZB4FA141 83
ZB4FA142 83
ZB4FA145 83
ZB4FA16 81
ZB4FA18 81, 85
ZB4FA2 81
ZB4FA232 83
ZB4FA233 83
ZB4FA234 83
ZB4FA235 83
ZB4FA245 83
ZB4FA26 81
ZB4FA3 81
ZB4FA331 83
ZB4FA333 83
ZB4FA334 83
ZB4FA335 83
ZB4FA336 83
ZB4FA341 83
ZB4FA342 83
ZB4FA36 81
ZB4FA38 85
ZB4FA38 81
ZB4FA3M33 81
ZB4FA4 81
ZB4FA432 83
ZB4FA433 83
ZB4FA434 83
ZB4FA435 83
ZB4FA46 81
ZB4FA48 81, 85
ZB4FA5 81
ZB4FA56 81
ZB4FA58 81, 85
ZB4FA6 81
ZB4FA66 81
ZB4FA68 81, 85
ZB4FA8 81
ZB4FA88 85
ZB4FA9 81
ZB4FBZ007 79, 99
ZB4FBZ010 79, 99
ZB4FBZ014 79, 99
ZB4FBZ100 79, 99
ZB4FD2 89
ZB4FD29 92
ZB4FD2M178 89
ZB4FD3 89
ZB4FD39 92
ZB4FD4 89
ZB4FD5 89
ZB4FD59 92
ZB4FD7 89
ZB4FD79 92
ZB4FD8 89
ZB4FD89 92
ZB4FG0 91
ZB4FG01 91
ZB4FG02 91
ZB4FG03 91
ZB4FG04 91
ZB4FG05 91
ZB4FG08 91
ZB4FG09 91
ZB4FG1 91
ZB4FG2 91
ZB4FG3 91
ZB4FG4 91
ZB4FG5 91
ZB4FG6 91
ZB4FG7 91
ZB4FG8 91
ZB4FG9 91
ZB4FH0 87
ZB4FH01 87
ZB4FH013 88
ZB4FH02 87
ZB4FH03 87
ZB4FH033 88
ZB4FH04 87
ZB4FH043 88
ZB4FH05 87
ZB4FH053 88
ZB4FH06 87
ZB4FH063 88
ZB4FH083 88
ZB4FH1 87
ZB4FH13 88
ZB4FH2 87
ZB4FH3 87
ZB4FH33 88
ZB4FH4 87
ZB4FH43 88
ZB4FH5 87
ZB4FH53 88
ZB4FH6 87
ZB4FH63 88
ZB4FH83 88
ZB4FJ2 90
ZB4FJ3 90
ZB4FJ4 90
ZB4FJ5 90
ZB4FJ7 90
ZB4FJ8 90
ZB4FK1213 94
ZB4FK1233 94
ZB4FK1243 94
ZB4FK1253 94
ZB4FK1263 94
ZB4FK1283 94
ZB4FK1313 94
ZB4FK1333 94
ZB4FK1343 94
ZB4FK1353 94
ZB4FK1363 94
ZB4FK1383 94
ZB4FK1413 94
ZB4FK1433 94
ZB4FK1443 94
ZB4FK1453 94
ZB4FK1463 94
ZB4FK1483 94
ZB4FK1513 94
ZB4FK1533 94
ZB4FK1543 94
ZB4FK1553 94
ZB4FK1563 94
ZB4FK1583 94
ZB4FK1713 94
ZB4FK1733 94
ZB4FK1743 94
ZB4FK1753 94
ZB4FK1763 94
ZB4FK1783 94
ZB4FK1813 94
ZB4FK1833 94
ZB4FK1843 94
ZB4FK1853 94
ZB4FK1863 94
ZB4FK1883 94
ZB4FL1 82
ZB4FL2 82
ZB4FL232 83
ZB4FL233 83
ZB4FL234 83
ZB4FL235 83
ZB4FL3 82
ZB4FL4 82
ZB4FL432 83
ZB4FL433 83
ZB4FL434 83
ZB4FL435 83
ZB4FL4M34 82
ZB4FL5 82
ZB4FL6 82
ZB4FSZ3 79, 99
ZB4FV013 95
ZB4FV033 95
ZB4FV043 95
ZB4FV053 95
ZB4FV063 95
ZB4FV083 95
ZB4FW113 86
ZB4FW133 86
ZB4FW143 86
ZB4FW153 86
ZB4FW163 86
ZB4FW183 86
ZB4FW313 85
ZB4FW333 85
ZB4FW343 85
ZB4FW353 85
ZB4FW363 85
ZB4FW383 85
ZB4FW913 85
ZB4FW933 85
ZB4FW943 85
ZB4FW953 85
ZB4FW963 85
ZB4FW983 85
ZB4SZ3 78
ZB4SZ37 78
ZB5FAZ902 112
ZB5SZ3 78
ZBA1 70
ZBA131 70
ZBA145 70
ZBA2 70
ZBA232 70
ZBA234 70
ZBA245 70
ZBA2934 70
ZBA2935 70
ZBA3 70
ZBA331 70
ZBA333 70
ZBA334 70
ZBA335 70
ZBA336 70
ZBA343 70
ZBA344 70
ZBA346 70
ZBA4 70
ZBA432 70
ZBA434 70
ZBA435 70
ZBA5 70
ZBA6 70
ZBA639 70
ZBA708 43
ZBA709 43
ZBA71 43
ZBA710 43
ZBA7131 43
ZBA7134 43
ZBA7138 43
ZBA72 43

ZBA7232 43
ZBA7235 43
ZBA7237 43
ZBA73 43
ZBA7331 43
ZBA7335 43
ZBA74 43
ZBA7432 43
ZBA75 43
ZBA76 43
ZBAF131 96
ZBAF133 96
ZBAF136 96
ZBAF137 96
ZBAF138 96
ZBAF141 96
ZBAF142 96
ZBAF145 96
ZBAF232 96
ZBAF233 96
ZBAF234 96
ZBAF235 96
ZBAF245 96
ZBAF2934 96
ZBAF2935 96
ZBAF331 96
ZBAF333 96
ZBAF334 96
ZBAF335 96
ZBAF336 96
ZBAF337 96
ZBAF338 96
ZBAF341 96
ZBAF342 96
ZBAF343 96
ZBAF344 96
ZBAF432 96
ZBAF433 96
ZBAF434 96
ZBAF435 96
ZBAF639 96
ZBD8D1 113
ZBDA185 113
ZBDD2 114
ZBE000 115
ZBE101 101
ZBE1013 107
ZBE1015 104
ZBE1016 101
ZBE10163 107
ZBE1016P 101
ZBE1016P3 107
ZBE102 101
ZBE1023 107
ZBE1025 104
ZBE1026 101
ZBE1026P 101
ZBE1026P3 107
ZBE201 101
ZBE202 101
ZBE203 101
ZBE2033 107
ZBE204 101
ZBE205 101
ZBE2053 107
ZBE302 101
ZBE501 101
ZBE502 101
ZBE5023 107
ZBE503 101
ZBE504 101
ZBE505 101
ZBE701 106
ZBE7016 106
ZBE702 106
ZBE7026 106
ZBG3131A 113
ZBG421E 113
ZBG455 113
ZBG455P 113
ZBG458A 113
ZBG520E 113
ZBGK 113
ZBGP 114
ZBP0 71
ZBP012 71
ZBP013 71
ZBP014 71
ZBP015 71
ZBP016 71
ZBP017 71
ZBP0A 71
ZBPA 71
ZBSP1 78
ZBSP2 78
ZBSP3 78
ZBV011 71
ZBV0113 71
ZBV013 71
ZBV0133 71
ZBV014 71
ZBV0143 71
ZBV015 71
ZBV0153 71
ZBV016 71
ZBV0163 71
ZBV017 71
ZBV18B1 103
ZBV18G1 103
ZBV18M1 103
ZBV5B 103
ZBV6 111
ZBVB1 102
ZBVB15 105
ZBVB17 106
ZBVB37 106
ZBVB47 106
ZBVB57 106
ZBVB67 106
ZBVBG1 102
ZBVG1 102
ZBVG15 105
ZBVGM1T 102
ZBVJ1 102
ZBVJ15 105
ZBVM1 102
ZBVM15 105
ZBY001 107
ZBY001 101
ZBY0101 98, 76
ZBY0102 98, 76
ZBY0123 72
ZBY02103 76, 98
ZBY02126 76, 98
ZBY02178 98
ZBY02178 76
ZBY02185 76, 98
ZBY02304 76, 98
ZBY1101 77, 98
ZBY1147 77, 98
ZBY2101 72
ZBY2101C0 72
ZBY2103 72
ZBY2103C0 72
ZBY2104 72
ZBY2104C0 72
ZBY2107 72
ZBY2108 72
ZBY2111 72
ZBY2113 72
ZBY2114 72
ZBY2123 72
ZBY2126 72
ZBY2130 72
ZBY2131 72
ZBY2134 72
ZBY2135 72
ZBY2147 72
ZBY2164 72
ZBY2166 72
ZBY2166C0 72
ZBY2178 72
ZBY2178C0 72
ZBY2179 72
ZBY2185 72
ZBY2186 72
ZBY2186C0 72
ZBY2303 73
ZBY2303C0 73
ZBY2304 72
ZBY2304C0 72
ZBY2305 73
ZBY2306 73
ZBY2311 73
ZBY2312 73
ZBY2313 73
ZBY2314 73
ZBY2322 73
ZBY2323 73
ZBY2326 73
ZBY2330 73
ZBY2334 73
ZBY2364 73
ZBY2366 73
ZBY2367 73
ZBY2367C0 73
ZBY2385 73
ZBY2H101 72
ZBY4100 76, 98
ZBY4101 72
ZBY4101C0 72
ZBY4H101 72
ZBY5100 75
ZBY5101 75
ZBY5102 75
ZBY6101 75
ZBY6101C0 75
ZBY6102 75
ZBY6102C0 75
ZBY6H101 75
ZBY6H102 75
ZBY8101 49
ZBY8160 49
ZBY9101 49
ZBY9101M 51
ZBY9120 49
ZBY9121 49
ZBY9130M 51
ZBY9130T 50
ZBY9140M 51
ZBY9140T 50
ZBY9160 49
ZBY9160M 51
ZBY9220 49
ZBY9230M 51
ZBY9230T 50
ZBY9260 49
ZBY9260M 51
ZBY9320 49
ZBY9330M 51
ZBY9330T 50
ZBY9360 49
ZBY9360M 51
ZBY9420 49
ZBY9430M 51
ZBY9460M 51
ZBY9530M 51
ZBY9620 49
ZBY9630M 51
ZBY9730M 51
ZBY9830M 51
ZBY9W101 48
ZBY9W2B101 48
ZBY9W2B130 48
ZBY9W2B140 48
ZBY9W2B230 48
ZBY9W2B330 48
ZBY9W2B430 48
ZBY9W2B501 48
ZBY9W2B630 48
ZBY9W2G101 48
ZBY9W2G130 48
ZBY9W2G140 48
ZBY9W2G230 48
ZBY9W2G330 48
ZBY9W2G430 48
ZBY9W2G630 48
ZBY9W2M101 48
ZBY9W2M130 48
ZBY9W2M140 48
ZBY9W2M230 48
ZBY9W2M330 48
ZBY9W2M430 48
ZBY9W2M630 48
ZBY9W3B101 48
ZBY9W3B130 48
ZBY9W3B140 48
ZBY9W3B230 48
ZBY9W3B330 48
ZBY9W3B430 48
ZBY9W3B501 48
ZBY9W3B630 48
ZBYF2101 97
ZBYF2101C0 97
ZBYF2103 97
ZBYF2103C0 97
ZBYF2166 97
ZBYF2166C0 97
ZBYF2178 97
ZBYF2178C0 97
ZBYF2186 97
ZBYF2186C0 97
ZBYF2303 97
ZBYF2303C0 97
ZBYF2304 97
ZBYF2304C0 97
ZBYF2367 97
ZBYF2367C0 97
ZBYF4101 97
ZBYF4101C0 97
ZBYF6101 97
ZBYF6101C0 97
ZBYF6102 97
ZBYF6102C0 97
ZBYFP2101 97
ZBYFP2101C0 97
ZBYFP2103 97
ZBYFP2103C0 97
ZBYFP2104 97
ZBYFP2104C0 97
ZBYFP2166 97
ZBYFP2166C0 97
ZBYFP2178 97
ZBYFP2178C0 97
ZBYFP2186 97
ZBYFP2186C0 97
ZBYFP2303 97
ZBYFP2303C0 97
ZBYFP2304 97
ZBYFP2304C0 97
ZBYFP2367 97
ZBYFP2367C0 97
ZBYFP6101 97
ZBYFP6101C0 97
ZBYLEG101000 115
ZBYLEG201000 115

ZBYLEG301000	115
ZBYLEG302000	115
ZBYLEG303000	115
ZBYLEG304000	115
ZBYLEG401000	115
ZBYLEG402000	115
ZBYLEG501000	115
ZBYLEG502000	115
ZBYLEG503000	115
ZBYLEG504000	115
ZBYM2101	74
ZBYM2103	74
ZBYM2104	74
ZBYM2166	74
ZBYM2178	74
ZBYM2186	74
ZBYM2303	74
ZBYM2304	74
ZBYM2367	74
ZBYM6101	75
ZBYP2101	74
ZBYP2101C0	74
ZBYP2103	74
ZBYP2103C0	74
ZBYP2104	74
ZBYP2104C0	74
ZBYP2166	74
ZBYP2166C0	74
ZBYP2178	74
ZBYP2178C0	74
ZBYP2186	74
ZBYP2186C0	74
ZBYP2303	74
ZBYP2303C0	74
ZBYP2304	74
ZBYP2304C0	74
ZBYP2367	74
ZBYP2367C0	74
ZBYP6101	75
ZBYP6101C0	75
ZBZ001	101 107
ZBZ003	115
ZBZ006	106
ZBZ007	115
ZBZ010	106
ZBZ012	106
ZBZ110	106
ZBZ1600	50
ZBZ1602	50
ZBZ1604	50
ZBZ1605	50
ZBZ1606	50
ZBZ1902	53
ZBZ2102	52
ZBZ28	52
ZBZ32	72
ZBZ32C0	72
ZBZ33	75
ZBZ33C0	75
ZBZ34	72
ZBZ35	75
ZBZ3605	50

ZBZ58	52
ZBZ60	52
ZBZ60	53
ZBZF32	97
ZBZF33	97
ZBZG156	103
ZBZM156	103
ZD4PA103	69
ZD4PA12	69
ZD4PA14	69
ZD4PA203	69
ZD4PA22	69
ZD4PA24	69

mySchneider, your personalized digital experience

Access an all-in-one customized online experience and benefit from tailored business services, resources, and tools to efficiently support your business operations.

- **Efficiency:** In just a few clicks, find all the information and support you need to get the job done.
- **Simplicity:** Use a single login to access all business services, in one place, available 24/7. You no longer need to log in to multiple platforms.
- **Personalization:** Benefit from content, tools, and business services tailored to your activity, and customize your landing page based on your preferences.

Watch the How-to Videos

Order management

> Select Products and Add to Cart
> Check for Products' Price and Availability
> Order Products with Generic Commercial References

Product information

> Find a Product Data Sheet and Related Documents
> Select Products and Add to Cart
> Stay Up to Date on the Status of My Products

Support

> Get Quicker Answers Thanks to Online Support

Training

> Access Trainings Dedicated to My Activity

Create your account

Life Is On | Schneider Electric

Legal information

The information provided in this Catalog contains description of Schneider Electric products, solutions and services ("Offer") with technical specifications and technical characteristics of the performance of the corresponding Offer.

The content of this document is subject to revision at any time without notice due to continued progress in methodology, design and manufacturing.

To the extent permitted by applicable law, no responsibility or liability is assumed by Schneider Electric and its subsidiaries for any type of damages arising out of or in connection with (i) informational content of this Catalog not conforming with or exceeding the technical specifications, or (ii) any error contained in this Catalog, or (iii) any use, decision, act or omission made or taken on basis of or in reliance on any information contained or referred to in this Catalog.

SCHNEIDER ELECTRIC MAKES NO WARRANTY OR REPRESENTATION OF ANY KIND, WHETHER EXPRESS OR IMPLIED, AS TO WHETHER THIS CATALOG OR ANY INFORMATION CONTAINED THEREIN SUCH AS PRODUCTS AND SERVICES WILL MEET REQUIREMENTS, EXPECTATIONS OR PURPOSE OF ANY PERSON MAKING USE THEREOF.

Schneider Electric brand and any trademarks of Schneider Electric and its subsidiaries referred to in this Catalog are property of Schneider Electric or its subsidiaries. All other brands are trademarks of their respective owners.

This Catalog and its content are protected under applicable copyright laws and provided for informative use only. No part of this Catalog may be reproduced or transmitted in any form or by any means (electronic, mechanical, photocopying, recording, or otherwise), for any purpose, without the prior written permission of Schneider Electric.

Copyright, intellectual, and all other proprietary rights in the content of this Catalog (including but not limited to software, audio, video, text, and photographs) rests with Schneider Electric or its licensors. All rights in such content not expressly granted herein are reserved. No rights of any kind are licensed or assigned or shall otherwise pass to persons accessing this information.

Life Is On | Schneider Electric

Life Is On | Schneider Electric

Learn more about our products at
www.se.com

Design: Schneider Electric
Photos: Schneider Electric

Schneider Electric Industries SAS
Head Office
35, rue Joseph Monier - CS 30323
F-92500 Rueil-Malmaison Cedex
France

DIA5ED2121212EN
June 2024 - V17.0