Catalog | April 2025

Harmony XVB7

Modular tower lights
Signaling units Ø 70

www.se.com

Life Is On | Schneider Electric

Harmony

Discover Harmony

Advanced operator interface and industrial relays

Harmony operator interface and industrial relays enhance operational efficiency and equipment availability across industrial and building applications. **Harmony** includes intelligent connected products and edge terminals that visualize, gather and process data, enabling informed operator decisions

Explore our offer

- Harmony Push Buttons and Switches
- Harmony HMI Operator Terminals, IPC and EdgeBox
- Harmony Signaling Devices
- Harmony Electrical Relays
- Harmony Safety

Life Is On | Schneider Electric

Quick access to product information

Get technical information about your product



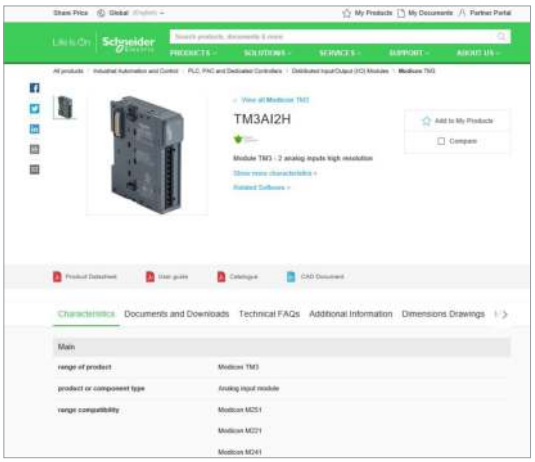

Each commercial reference presented in a catalog contains a hyperlink. Click on it to obtain the technical information of the product:

- Characteristics, Dimensions and drawings, Mounting and clearance, Connections and schemas, Performance curves
- Product image, Instruction sheet, User guide, Product certifications, End of life manual

Find your catalog

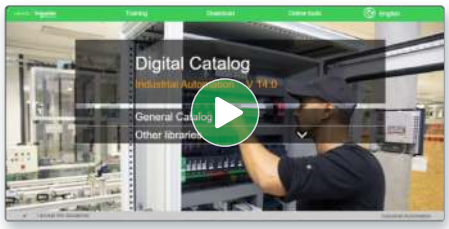

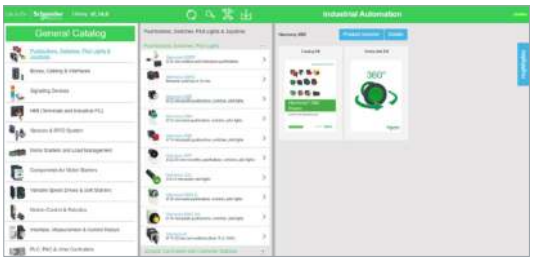

> With just 3 clicks, you can access the Industrial Automation and Control catalogs, in both English and French
> Consult digital automation catalogs at Digi-Cat Online

- Up-to-date catalogs
- Embedded product selectors, 360° pictures
- Optimized search by commercial references

Select your training

> Find the right Training for your needs on our Global website
> Locate the training center with the selector tool, using this link

Life Is On | Schneider Electric

General contents

Harmony® XVB7 modular tower lights Ø 70 mm

Selection guide . . . . . *page 2*

■ **Presentation, selection, and description**

□ Modular tower lights for customer assembly ..... *page 6*

□ How to select your Harmony modular tower light ..... *page 7*

□ Assembly overview ..... *page 8*

■ **References**

□ Base modules ..... *page 10*

□ Light modules with steady light signal ..... *page 11*

□ Light modules with blinking light signal ..... *page 11*

□ Light modules with flashing light signal ..... *page 11*

□ Rotating modules ..... *page 12*

□ Multifunction module ..... *page 12*

□ Beacon lenses with steady light signal ..... *page 12*

□ Beacon lenses with flashing light signal ..... *page 12*

□ Audible modules ..... *page 13*

□ Mounting accessories ..... *page 14*

■ **Product reference index** ..... *page 16*

Signaling solutions
Harmony XV

Harmony XV

Monolithic tower lights

Product type		Pre-assembled and pre-cabled USB tower lights	Pre-assembled/pre-cabled tower lights Modular tower lights for customer assembly of up to 4 units
Diameter		Ø 60 mm/*2.36 in.*	Ø 60 mm/*2.36 in.*
Degree of protection conforming to IEC 60529		IP54	IP53 and IP42 (base mounting) IP23 (direct aluminum tube mounting, aluminum tube mounting, and L bracket) IP53 and IP42 (aluminum tube mounting and mounting base) IP40 (aluminum tube mounting and foldable bracket)
Type of signaling	Steady	Yes	Yes
	Flashing	Yes	–
	High flashing	–	–
	Sound	With buzzer (volume control and alarm type can be set with HMI)	With buzzer
Light sources	Incandescent bulb	–	–
	LED bulb	–	–
	Integral LED	Yes	Yes
	"Flash" discharge tube	–	–
	Halogen bulb	–	–
Colors of illuminated units		Mutli-color LEDs (many possible combinations can be set with HMI) □ Red □ Orange □ Green □ Blue	□ Red □ Green □ Orange □ Blue
Connection		USB power cable: - 300 mm/*11.81 in.* for tube mounting - 400 mm/*15.75 in.* for direct mounting	Flying leads, length 500 to 560 mm/*19.68 to 22.05 in.* for tube mounting depending on model. Length 900 mm/*35.43 in.* for base mounting.
Mounting options		Mounting on support tube with mounting base: 4 x Ø 6 mm/*0.24 in.* Direct mounting on horizontal support: 3 x Ø 5 mm/*0.2 in.*	Base mounting: 3 x Ø5 mm/*0.2 in.* Direct aluminum tube mounting: Ø 20 mm/*0.79 in.* Aluminum tube mounting and L bracket: 2 x Ø 9 mm/*0.35 in.* Aluminum tube mounting and mounting base: 4 x Ø 6 mm/*0.24 in.* Aluminum tube mounting and foldable bracket: 4 x Ø 6 mm/*0.24 in.*
Type references		**XVGU**	**XVG**

Monolithic tower lights

Product type		Pre-assembled and pre-cabled tower lights	Pre-assembled and pre-cabled tower lights	Pre-assembled and pre-cabled tower lights
Diameter		Ø 40 mm/*1.58 in.*	Ø 60 mm/*2.36 in.*	Ø 100 mm/*3.94 in.*
Degree of protection conforming to IEC 60529		IP54 (flat surface installation) IP23 (vertical surface installation)	IP54 (flat surface installation) IP23 (vertical surface installation)	IP54 (flat surface installation)
Type of signaling	Steady	Yes	Yes	Yes
	Flashing	Yes	Yes	Yes
	High flashing	–	–	–
	Sound	With buzzer	With buzzer	With siren or buzzer
Light sources	Incandescent bulb	–	–	–
	LED bulb	–	–	–
	Integral LED	Yes	Yes	Yes
	"Flash" discharge tube	–	–	–
	Halogen bulb	–	–	–
Colors of illuminated units		□ Red □ Orange □ Green □ Blue □ White	□ Red □ Orange □ Green □ Blue □ White	□ Red □ Orange □ Green □ Blue □ White
Connection		Flying leads, length 450 mm/*17.71 in.* to 900 mm/*35.43 in.* depending on model	Flying leads, length 450 mm/*17.71 in.* to 850 mm/*33.46 in.* depending on model	Flying leads, length 500 mm/*19.68 in.*
Mounting options		Mounting on support tube with bracket: 2 x Ø 9 mm/*0.35 in.* Direct mounting on horizontal support: 3 x Ø 5 mm/*0.2 in.* Other mounting options with accessories	Mounting on support tube with bracket: 2 x Ø 11 mm/*0.43 in.* Direct mounting on horizontal support: 3 x Ø 5 mm/*0.2 in.* Other mounting options with accessories	Direct mounting on horizontal support: - 3 x Ø 6 mm/*0.236 in.* (without siren) - 3 x Ø 7 mm/*0.276 in.* (with siren) Other mounting options with accessories
Type references		**XVC4**	**XVC6**	**XVC1**

Signaling solutions
Harmony XV

Harmony XV		Modular tower lights	
Product type		Illuminated beacons Modular tower lights for customer assembly of up to 5 units	Tower lights for customer assembly of up to 5 units
Diameter		Ø 70 mm/*2.75 in.*	Ø 60 mm/*2.36 in.*
Degree of protection conforming to IEC 60529		IP65 (mounted on mounting base XVZ●●) IP66 (mounted on base module)	IP65 for illuminated units IP54 for audible units IP55 for flexible mounting unit
Type of signaling	Steady	Yes	Yes
	Blinking	Yes	Yes
	Flashing	Yes	Yes
	High flashing	–	Yes
	"Flash"	Yes	–
	Sound	Yes (buzzer or editable voice)	Yes (buzzer or editable voice)
Light sources	Incandescent bulb	–	–
	LED bulb	–	–
	Integral LED	Energy-efficient LED	Yes
	"Flash" discharge tube	–	–
	Halogen bulb	–	–
Colors of illuminated units		□ Green □ Red □ Orange □ Blue □ White □ Yellow	□ Green □ Red □ Orange □ Blue □ White □ Yellow
Connection		Push-in terminals, M12 or USB connector, depending on model	Spring cage connection terminals
Mounting options		1/2" NPT adapter Plastic mounting base with tube L bracket aluminum tube Plastic foldable bracket Plastic wall mount bracket Side entry adapter Magnetic adapter	Mounting on support tube and adjustable support tube: 4 x Ø 6 mm/*0.24 in.* Flexible wall mounting: 3 x Ø 5 mm/*0.2 in.* Direct mounting: 2 x Ø 5 mm/*0.2 in.* 3 x Ø 5 mm/*0.2 in.* 4 x Ø 5 mm/*0.2 in.* Mounting on bracket: 2 x Ø 9 mm/*0.35 in.*
Type references		**XVB7**	**XVU**

More technical Information on www.se.com

Modular tower lights	Rotating beacons	Beacons	Sound solutions
Pre-assembled/pre-cabled tower lights Modular tower lights for customer assembly of up to 5 units	Pre-cabled rotating beacons Pre-cabled motor-less rotating/flashing beacons	Complete miniature beacons	Sirens and electronic alarms
Ø 45 mm/*1.77 in.*	Ø 84 mm/*3.31 in.* to Ø 130 mm/*5.12 in.*	Ø 45 mm/*1.77 in.*	–
IP54 in vertical position (XVM with plastic mounting base) IP42 in horizontal position (XVM with metal bracket) IP40 in other positions (all types of XVM tower lights)	Ø 84 mm/*3.31 in.* and Ø 106 mm/*4.17 in.*: IP23 (IP65 with accessory) Ø 120 mm/*4.72 in.*: IP23 Ø 130 mm/*5.12 in.*: IP66 and IP67 (depending on voltage) Ø 100 mm/*3.94 in.*: IP65 for upright position, IP23 for sideways and inverted positions	IP40	IP53 (sirens) IP54 (electronic alarms) IP65 (editable voice)
Yes	Yes	Yes	–
–	Yes	–	
Yes	–	–	–
–	–	–	–
Yes	–	Yes	–
Yes	Yes	–	Yes (editable voice)
Yes	–	Yes	–
Yes	Super bright	–	–
–	–	–	–
Yes	–	Yes	–
–	Yes	–	–
□ Red □ Green □ Orange □ Blue □ White	□ Red □ Orange □ Green □ Blue	□ Green □ Red □ Orange □ Blue □ White □ Yellow	–
Flying leads, length 300 mm/*11.81 in.* or screw terminals	Flying leads, length 400 mm/*15.75 in.* (except XVR08: 500 mm/*19.68 in.*)	Screw clamp terminals	Screw clamp terminals (except XVS14: flying leads, length 500 mm/*19.68 in.*)
Mounting on bracket: 2 x Ø 9 mm/*0.35 in.* Mounting on support tube: 4 x Ø 5.5 mm/*0.22 in.* or M5	Depending on model: - XVR08 (Ø 84 mm/*3.31 in.*): 3 x Ø 5 mm/*0.2 in.* - XVR10 (Ø 106 mm/*4.17 in.*): 3 x Ø 5 mm/*0.2 in.* - XVR12 (Ø 120 mm/*4.72 in.*): 3 x Ø 6 mm/*0.24 in.* - XVR13 (Ø 130 mm/*5.12 in.*): 3 x Ø 9 mm/*0.35 in.* - XVR13●●●L (Ø 130 mm/*5.12 in.*): 3 x Ø 7 mm/0.28 in. - XVR3 (Ø 100 mm/*3.94 in.*): 3 x Ø 6 mm/*0.24 in.*	3 x Ø 3.3 mm/*0.13 in.* or M3	3 x Ø 6.5 mm/*0.26 in.*
XVM	**XVR**	**XVDLS**	**XVS**

More technical Information on www.se.com

Signaling units

Modular tower lights Ø 70 mm
Harmony® XVB7
Tower lights for customer assembly (up to 5 units)

Harmony XVB7:
- **Modular tower lights Ø 70 mm /2.75 in. for customer assembly with light and sound functions**

Diamond-lens for even light

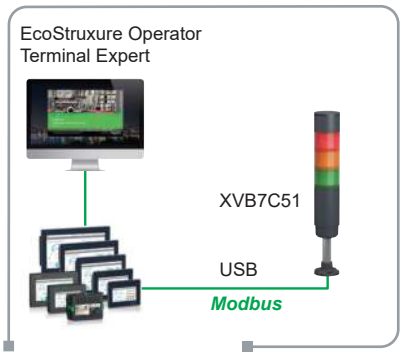

Connectivity with Modbus protocol

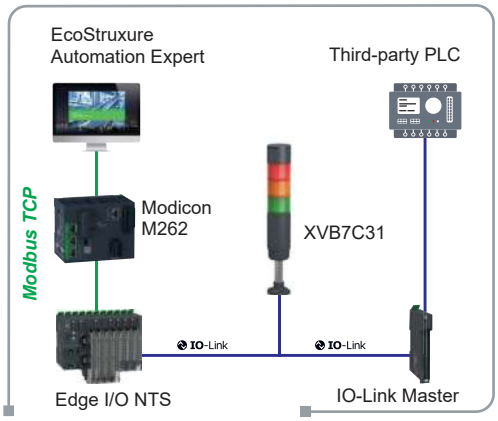

Connectivity with IO-Link protocol

Harmony XVB7: redefining signaling excellence

The beacons and tower lights of the Harmony XVB7 range are visual or audible signaling units used for indicating, throughout 360° and at a distance, the various states or operation sequences of a machine or installation, e.g. machine start/stop, no material, call for technical staff, detected fault signaling, etc.

> Harmony modular tower lights, **launching in 2025**, feature a sleek, new design incorporating universal LEDs to maximize brightness while minimizing energy consumption.

> With easy installation and a modular concept, Harmony modular tower lights simplify your selection journey and enable operational efficiency.

> These enhancements minimize the number of references that need to be stocked by end users, OEMs, and distributors, thereby optimizing supply chains and helping to ensure availability at the right place and time.

Bright, connected, and streamlined for your success!

Flexible

> **Modular** concept provides flexibility in selection
> **IO-Link** and **Modbus over USB** connections enable greater operation capability

Efficient

> More **rationalized construction** reduces SKUs by a third while maintaining the same functional coverage *(1)*
> **Push-in terminals** and **M12** connections help cut wiring time by up to 95%
> **Energy-efficient LEDs** enable power optimization

Aesthetic

> Sleek **modern design**
> Available in both **dark gray** and **silver** body color

Visible, audible

> Quadruple improvement in **brightness**
> Audible signal **up to 102 dB**

Service and availability

> Supported by Schneider Electric service centers
> Wide availability throughout an extensive distribution network

(1) SKUs: Stock-Keeping Units

+ Energy-efficient LEDs provide energy savings with greater brightness

Signaling units

Modular tower lights Ø 70 mm
Harmony® XVB7
Tower lights for customer assembly (up to 5 units)

How to select your Harmony modular tower light

Step 1: Base module selection

> The base module determines the voltage level of the assembled tower light
> Different types of connection are available:
■ IO-Link base enables direct plug-and-play into IO-Link solution with IODD file
■ USB base integrated with Schneider Electric HMI as a solution offer
■ 24 V ⎓ base with M12 connector maximizes wiring efficiency

Step 2: Lens or light module selection

> Maximum of five layers, including the top module
> All light modules operate with a 24 V supply voltage
> Choose from six colors and four light patterns

Step 3: Top module selection

> The top module can be a sounder, a beacon, or a cover.
> All audible modules and beacons operate with a 24 V supply voltage.
> Sound buzzers are adjustable up to 102 dB with a 2-tone or 8-tone pattern (IP66) or as a self-adjusting buzzer (IP65) that automatically adapts based on ambient noise up to 100 dB.
> The editable sounder can be programmed with up to 16 tones and supports MP3/Wav files.

Step 4: Mounting accessory selection

> Universal accessories, common across all diameters (40, 60, and 70 mm/*1.57, 2.36, and 2.75 in.*)
> Available in various tube lengths ranging from 100 to 800 mm/*3.94 to 31.5 in.*
> Includes various types of mounting options

Choose the base module (see page 10)

Determines the overall voltage of the product

Example		X	V Base	B	7	C	21B	Q
module for direct mounting	**X**	**V**		**B**	**7**	**C**		
Voltage/ type	24 V ∼/⎓ base						**21B**	
	100…240 V ∼ and 120 V ⎓ base						**21M**	
	IO-Link base						**31**	
	USB base via Modbus protocol						**51**	
	24 V ⎓, M12 quick connection base						**61**	
Color	Silver							**Q**
	Dark gray							*(1)*

Choose the light module (see pages 11 and 12)

All 24 V, can stack up to five layers, including beacon and audible module

Example		X	V	B	7	C	2	5
Base module for direct mounting		**X**	**V**	**B**	**7**	**C**		
Type	Steady light						**2**	
	Blinking light						**5**	
	Flashing light						**6**	
	Rotating light (only red or orange)						**R**	
	Multifunction						**M**	
Color	Green							**3**
	Red							**4**
	Orange							**5**
	Blue							**6**
	White							**7**
	Yellow							**8**
	Multicolored							**9**

(1) No character or digit for dark gray

Presentation: page 6
Description: page 8
References: page 10

Signaling units

Modular tower lights Ø 70 mm
Harmony® XVB7
Tower lights for customer assembly (up to 5 units)
Assembly overview

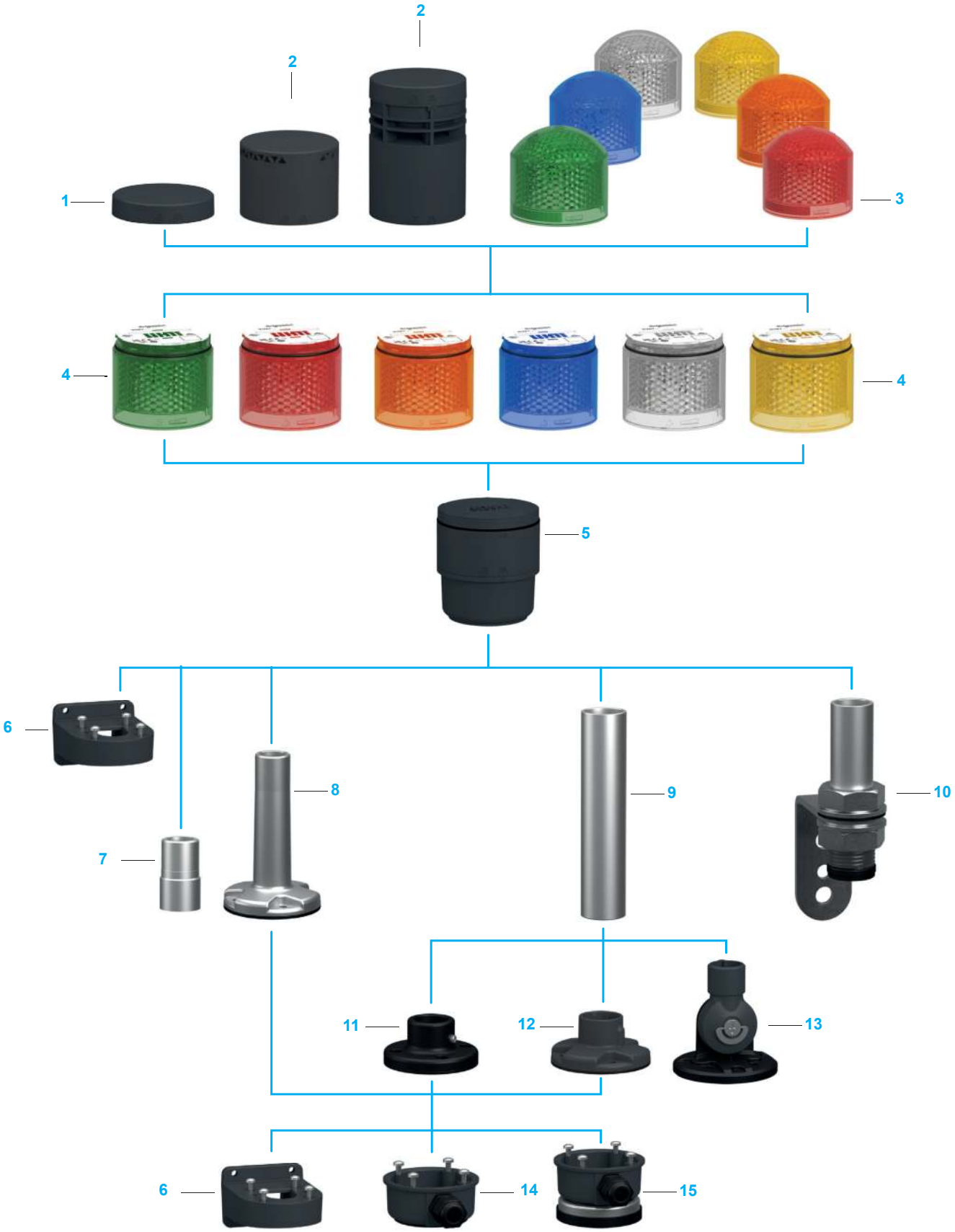

Presentation:
page 6

Selection:
page 7

References:
page 10

Signaling units

Modular tower lights Ø 70 mm
Harmony® XVB7
Tower lights for customer assembly (up to 5 units)
Assembly overview

Assembly overview

Harmony XVB7 tower lights for customer assembly

Modular composition of one to five light or audible modules that are supplied as separate items for customer assembly.
Maximum configuration:
- 5 units (24 V, IO -Link, USB base)
- 4 units (M12, AC base)

The **Harmony XVB7** range comprises:

- 5 base modules with push-in terminals or M12 quick connection 5:
(top cover 1 included, side cable entry adapter 15 can be purchased separately)
  - 24 V ∿/⎓, push-in terminals (dark gray or silver)
  - 100…240 V ∿ and 120 V ⎓, push-in terminals (dark gray or silver)
  - 24 V ⎓, M12 connection (dark gray)
  - USB over Modbus protocol, USB connection (dark gray)
  - IO-Link protocol, M12 connection (dark gray)

- 21 colored light modules 4:
  - 6 with steady light signal (green, red, orange, blue, white, or yellow)
  - 6 with blinking light signal (green, red, orange, blue, white, or yellow)
  - 6 with flashing light signal (green, red, orange, blue, white, or yellow)
  - 2 rotating modules (red or orange)
  - 1 multifunction module (clear lens, 8 colors, 4 light patterns)

- 12 beacon lenses 3:
  - 6 with steady light signal (green, red, orange, blue, white, or yellow)
  - 6 with flashing light signal (green, red, orange, blue, white, or yellow)

- 4 audible modules 2
  - 2-tone buzzers (dark gray or silver)
  - 8-tone buzzers (dark gray)
  - Self-adjusting buzzer
  - Customizable vocal element

- A maximum of one beacon 3 or sound module 2, for mounting on top of the bank

- Top cover 1 (provided with each base module)

- The light or audible modules stack vertically and are easily locked and unlocked using an integral clamping ring. Electrical connections between each unit are made automatically.

Mounting options

- Wall mounting bracket 6
- 1/2" NPT adapter 7
- Mounting bases with tube 8
- Ø 25 mm/*0.98 in.* aluminum tubes, height 100, 250, 400, or 800 mm/*3.94, 9.84, 15.75, or 31.5 in.* 9
- L brackets for Ø 25 mm/*0.98 in.* aluminum tubes (height 100 or 250 mm/*3.94 or 9.84 in.*) 10
- Mounting bases for tube mounting (metal 11 or plastic 12)
- Foldable brackets 13
- Side cable entry adapter 14
- Magnetic adapter 15

Cabling

By means of removable push-in terminal block incorporated in base module (simplified wiring).

Signaling units

Modular tower lights Ø 70 mm
Harmony® XVB7
Tower lights for customer assembly (up to 5 units)
Base modules

XVB7C21B

XVB7C21BQ

XVB7C21M

XVB7C21MQ

IO-Link

XVB7C31

XVB7C61

Base modules for direct mounting (IP66) or tube mounting (IP65)

Description	Voltage Connection	Color	Reference	Weight kg/*lb*
Standard base modules with adapter and cover	24 V ∿/⎓ Push-in terminals	Dark gray	XVB7C21B	0.164/ *0 361*
		Silver	XVB7C21BQ ▲	0.165/ *0 363*
	24 V ⎓ M12 connector (A-coded, 15 cm cable)	Dark gray	XVB7C61	0.289/ *0 637*
	100 - 240 V ∿ 120 V ⎓ Push-in terminals	Dark gray	XVB7C21M	0.280/ *0 617*
		Silver	XVB7C21MQ ▲	0.282/ *0 621*
Connected base modules with adapter, cover, and wiring pull-out protection	5 V ⎓ Modbus protocol USB 2.0 Type C connection (cable not included)	Dark gray	XVB7C51 ▲	0.180/ *0 397*
	24 V ⎓ IO-Link protocol (V1.1) M12 connector (A-coded, 15 cm cable)	Dark gray	XVB7C31	0.227/ *0 500*

▲ : *Available second half 2025*

Presentation: page 6
Selection: page 7
Description: page 8

Schneider Electric

Signaling units

Modular tower lights Ø 70 mm
Harmony® XVB7
Tower lights for customer assembly (up to 5 units)
Light modules

XVB7C23

XVB7C24

XVB7C25

XVB7C26

XVB7C27

XVB7C28

XVB7C53

XVB7C54

XVB7C55

XVB7C56

XVB7C57

XVB7C58

XVB7C63

XVB7C64

XVB7C65

XVB7C66

XVB7C67

XVB7C68

Light modules with steady light signal (IP66)

Description	Light source	Color	Reference	Weight kg/*lb*
Light modules with energy-efficient LED	LED, included 24 V ∿/⎓	Green	XVB7C23	0.105/ *0 231*
		Red	XVB7C24	0.105/ *0 231*
		Orange	XVB7C25	0.105/ *0 231*
		Blue	XVB7C26	0.105/ *0 231*
		White	XVB7C27	0.105/ *0 231*
		Yellow	XVB7C28	0.105/ *0 231*

Light modules with blinking light signal (IP66)

Description	Light source	Color	Reference	Weight kg/*lb*
Light modules with energy-efficient LED	LED, included 24 V ∿/⎓	Green	XVB7C53	0.105/ *0 231*
		Red	XVB7C54	0.105/ *0 231*
		Orange	XVB7C55	0.105/ *0 231*
		Blue	XVB7C56	0.105/ *0 231*
		White	XVB7C57	0.105/ *0 231*
		Yellow	XVB7C58	0.105/ *0 231*

Light modules with flashing light signal (IP66)

Description	Light source	Color	Reference	Weight kg/*lb*
Light modules with energy-efficient LED	LED, included 24 V ∿/⎓ 2 Joule flash	Green	XVB7C63	0.108/ *0 238*
		Red	XVB7C64	0.108/ *0 238*
		Orange	XVB7C65	0.108/ *0 238*
		Blue	XVB7C66	0.108/ *0 238*
		White	XVB7C67	0.108/ *0 238*
		Yellow	XVB7C68	0.108/ *0 238*

Presentation: page 6
Selection: page 7
Description: page 8

Signaling units

Modular tower lights Ø 70 mm
Harmony® XVB7
Tower lights for customer assembly (up to 5 units)
Rotating and multifunction modules, beacon lenses

XVB7CR4

XVB7CR5

XVB7CM9

Rotating and multifunction modules (IP66)

Description	Light source	Color	Reference	Weight kg/*lb*
Rotating modules with energy-efficient LED	LED, included 24 V ∿/⎓	Red	XVB7CR4 ▲	0.106/ *0 233*
		Orange	XVB7CR5 ▲	0.106/ *0 233*
Multifunction module adjustable via dip switch: - 8 colors, 4 light patterns - Steady, blinking, 2 x flash, 3 x flash	LED, included 24 V ∿/⎓	Clear lens 8 colors (blue, green, orange, red, white, yellow, turquoise, and purple)	XVB7CM9	0.107/ *0 235*

XVB7L23

XVB7L24

XVB7L25

XVB7L26

XVB7L27

XVB7L28

Beacon lenses with steady light signal (IP66)

Description	Light source	Color	Reference	Weight kg/*lb*
Beacon lenses with energy-efficient LED	LED, included 24 V ∿/⎓	Green	XVB7L23	0.094/ *0 207*
		Red	XVB7L24	0.094/ *0 207*
		Orange	XVB7L25	0.094/ *0 207*
		Blue	XVB7L26	0.094/ *0 207*
		White	XVB7L27	0.094/ *0 207*
		Yellow	XVB7L28	0.094/ *0 207*

XVB7L63

XVB7L64

XVB7L65


XVB7L66

XVB7L67


XVB7L68

Beacon lenses with flashing light signal (IP66)

Description	Light source	Color	Reference	Weight kg/*lb*
Beacon lenses with energy-efficient LED	LED, included 24 V ∿/⎓ 2 Joule flash	Green	XVB7L63	0.108/ *0 238*
		Red	XVB7L64	0.108/ *0 238*
		Orange	XVB7L65	0.108/ *0 238*
		Blue	XVB7L66	0.108/ *0 238*
		White	XVB7L67	0.108/ *0 238*
		Yellow	XVB7L68	0.108/ *0 238*

▲ : *Available second half 2025*

Presentation: page 6
Selection: page 7
Description: page 8

Signaling units

Modular tower lights Ø 70 mm
Harmony® XVB7
Tower lights for customer assembly (up to 5 units)
Audible modules

XVB7C9S_60

XVB7C9S

XVB7C9SQ_60

XVB7C9SQ

XVB7C9V_80

XVB7C9V

Audible modules

Description	Sound pattern	Color	Reference	Weight kg/*lb*
Sounder - 360° omnidirectional sound - IP66 - 88 to 102 dB (A) at 1 m - Voltage: 24 V ∿/⎓ - Dip switch for tone and volume selection	2-tone buzzer (continuous or intermittent)	Dark gray	**XVB7C9S**	0.080/ *0.176*
		Silver	**XVB7C9SQ** ▲	0.081/ *0.178*
	8-tone buzzer (continuous or intermittent)	Dark gray	**XVB7C9T** ▲	0.081/ *0.178*
Self-adjusting sounder - Sound pressure automatically adjusts based on ambient sound - IP66 - 80 to 100 dB (A) at 1 m - Voltage: 24 V ∿/⎓	1-tone buzzer (intermittent)	Dark gray	**XVB7C9SS** ▲	0.080/ *0.176*
Customizable sounder/voice alarm - Type-C USB for programming - IP66 (upright position) - 16 maximum tones (8 MB memory) - 88 dB (A) at 1 m - Supports MP3/Wav files - Voltage: 24 V ⎓	Vocal	Dark gray	**XVB7C9V** ▲	0.212/ *0.467*

▲ *: Available second half 2025*

Signaling units

Modular tower lights Ø 70 mm
Harmony® XVB7
Tower lights for customer assembly (up to 5 units)
Mounting accessories

Mounting bases

Mounting bases without tube

XVZ01

XVZ01Q

XVZ01W

XVZ11

Description	Material	Color	Reference	Weight kg/*lb*
Mounting bases for tube mounting - IP66 (metal) - IP65 (plastic) - Bottom cable entry - Gasket and screws included	Plastic	Dark gray	XVZ01	0.042/ *0 092*
		Silver	XVZ01Q ▲	0.042/ *0 092*
		White	XVZ01W ▲	0.042/ *0 092*
	Metal	Black	XVZ11	0.117/ *0 257*

Mounting bases with tube

XVZ02

XVZ02Q

Description	Height mm/*in.*	Material	Color	Reference	Weight kg/*lb*
Plastic mounting bases comprising a Ø 25 mm/*0 98 in* **.tube** - IP66 - Bottom cable entry - Gasket and screws included	100/ 3.94	Plastic	Dark gray	XVZ02	0.081/ *0 178*
			Silver	XVZ02Q	0.081/ *0 178*

Tubes

XVZ250

XVZ100

Description	Height mm/*in.*	Material	Color	Reference	Weight kg/*lb*
Aluminium tubes Ø 25 mm/*0 98 in* . - IP66 - Bottom cable entry	100/ 3.94	Aluminum	Silver	XVZ100	0.040/ *0 088*
	250/ 9.84	Aluminum	Silver	XVZ250	0.098/ *0 216*
	400/ 15.75	Aluminum	Silver	XVZ400	0.156/ *0 343*
	800/ 31.5	Aluminum	Silver	XVZ800	0.311/ *0 685*

▲ : *Available second half 2025*

Presentation:
page 6

Selection:
page 7

Description:
page 8

Signaling units

Modular tower lights Ø 70 mm
Harmony® XVB7
Tower lights for customer assembly (up to 5 units)
Mounting accessories

XVZ100T_30

XVZ100T

L brackets with integrated tube

Description	Height of tube mm/*in.*	Material	Color	Reference	Weight kg/*lb*
Steel L brackets comprising a Ø 25 mm/*0 98 in* .aluminum tube - IP54 (on horizontal surface) - IP23 (on vertical surface) - Bottom cable entry	100/ 3.98	Aluminum (tube) Steel (bracket)	Silver	**XVZ100T**	0.332/ *0 732*
	250/ 9.84	Aluminum (tube) Steel (bracket)	Silver	**XVZ250T**	0.381/ *0 840*

XVZ06_30

XVZ06

XVZ06W_30

XVZ06W

Brackets

Description	Material	Color	Reference	Weight kg/*lb*
Foldable brackets for mounting at various angles - IP40 - Bottom cable entry - Screws included	Plastic	Dark gray	**XVZ06**	0.123/ *0 271*
		White	**XVZ06W**	0.123/ *0 271*
Wall mounting bracket for use on vertical support - Can not be combined with L brackets XVZ100T and XVZ250T - IP66 - Gasket and screws included	Plastic	Dark gray	**XVZ09**	0.050/ *0 110*

XVZ09_30

XVZ09

Other mounting accessories

Description	Material	Color	Reference	Weight kg/*lb*
1/2" NPT adapter - IP66 - Bottom cable entry	Steel	Silver	**XVZ00**	0.101/ *0 222*
Side cable entry adapter for base mounting (M16 x 1.5 cable gland) - IP65 - Gasket and screws included	Plastic	Dark gray	**XVZ07**	0.069/ *0 152*
Magnetic adapter for base mounting with side cable entry (M16 x 1.5 cable gland) - IP65 - Screws included	Plastic	Dark gray	**XVZ08**	0.298/ *0 657*

XVZ00_20

XVZ00

XVZ07_30

XVZ07

XVZ08_30

XVZ08

Presentation:
page 6

Selection:
page 7

Description:
page 8

Signaling units

Modular tower lights Ø 70 mm
Harmony® XVB7
Product reference index

X	
XVB7C21B	10
XVB7C21BQ	10
XVB7C21M	10
XVB7C21MQ	10
XVB7C23	11
XVB7C24	11
XVB7C25	11
XVB7C26	11
XVB7C27	11
XVB7C28	11
XVB7C31	10
XVB7C51	10
XVB7C53	11
XVB7C54	11
XVB7C55	11
XVB7C56	11
XVB7C57	11
XVB7C58	11
XVB7C61	10
XVB7C63	11
XVB7C64	11
XVB7C65	11
XVB7C66	11
XVB7C67	11
XVB7C68	11
XVB7C9S	13
XVB7C9SQ	13
XVB7C9SS	13
XVB7C9T	13
XVB7C9V	13
XVB7CM9	12
XVB7CR4	12
XVB7CR5	12
XVB7L23	12
XVB7L24	12
XVB7L25	12
XVB7L26	12
XVB7L27	12
XVB7L28	12
XVB7L63	12
XVB7L64	12
XVB7L65	12
XVB7L66	12
XVB7L67	12
XVB7L68	12
XVZ00	15
XVZ01	14
XVZ01Q	14
XVZ01W	14
XVZ02	14
XVZ02Q	14
XVZ06	15
XVZ06W	15
XVZ07	15
XVZ08	15
XVZ09	15
XVZ100	14
XVZ100T	15
XVZ11	14
XVZ250	14
XVZ250T	15
XVZ400	14
XVZ800	14

mySchneider, your personalized digital experience

Access an all-in-one customized online experience and benefit from tailored business services, resources, and tools to efficiently support your business operations.

- **Efficiency:** In just a few clicks, find all the information and support you need to get the job done.
- **Simplicity:** Use a single login to access all business services, in one place, available 24/7. You no longer need to log in to multiple platforms.
- **Personalization:** Benefit from content, tools, and business services tailored to your activity, and customize your landing page based on your preferences.

Watch the How-to Videos

Order management

> Select Products and Add to Cart
> Check for Products' Price and Availability
> Order Products with Generic Commercial References

Product information

> Find a Product Data Sheet and Related Documents
> Select Products and Add to Cart
> Stay Up to Date on the Status of My Products

Support

> Get Quicker Answers Thanks to Online Support

Training

> Access Trainings Dedicated to My Activity

Create your account

Life Is On | Schneider Electric

Legal information

The information provided in this Catalog contains description of Schneider Electric products, solutions and services ("Offer") with technical specifications and technical characteristics of the performance of the corresponding Offer.

The content of this document is subject to revision at any time without notice due to continued progress in methodology, design and manufacturing.

To the extent permitted by applicable law, no responsibility or liability is assumed by Schneider Electric and its subsidiaries for any type of damages arising out of or in connection with (i) informational content of this Catalog not conforming with or exceeding the technical specifications, or (ii) any error contained in this Catalog, or (iii) any use, decision, act or omission made or taken on basis of or in reliance on any information contained or referred to in this Catalog.

SCHNEIDER ELECTRIC MAKES NO WARRANTY OR REPRESENTATION OF ANY KIND, WHETHER EXPRESS OR IMPLIED, AS TO WHETHER THIS CATALOG OR ANY INFORMATION CONTAINED THEREIN SUCH AS PRODUCTS AND SERVICES WILL MEET REQUIREMENTS, EXPECTATIONS OR PURPOSE OF ANY PERSON MAKING USE THEREOF.

Schneider Electric brand and any trademarks of Schneider Electric and its subsidiaries referred to in this Catalog are property of Schneider Electric or its subsidiaries. All other brands are trademarks of their respective owners.

This Catalog and its content are protected under applicable copyright laws and provided for informative use only. No part of this Catalog may be reproduced or transmitted in any form or by any means (electronic, mechanical, photocopying, recording, or otherwise), for any purpose, without the prior written permission of Schneider Electric.

Copyright, intellectual, and all other proprietary rights in the content of this Catalog (including but not limited to software, audio, video, text, and photographs) rests with Schneider Electric or its licensors. All rights in such content not expressly granted herein are reserved. No rights of any kind are licensed or assigned or shall otherwise pass to persons accessing this information.

Life Is On | Schneider Electric

Life Is On | Schneider Electric

Learn more about our products at www.se.com

Design: Schneider Electric
Photos: Schneider Electric

Schneider Electric Industries SAS
Head Office
35, rue Joseph Monier - CS 30323
F-92500 Rueil-Malmaison Cedex
France

DIA5ED2241101EN
April 2025 - V2.0