Product data sheet

Specifications

Signal Conditioner, Harmony Analog, 6.2 mm, RTD

RMPT1UUBD

Product availability: Stock - Normally stocked in distribution facility

Main

Range of Product	Harmony Analog
Product or Component Type	Signal conditioner
Analogue input type	RTD -200...+850 °C
Analogue output type	Current 0...20 mA <= 550 Ohm Current 4...20 mA <= 550 Ohm Voltage 0...10 V >= 10 kOhm Voltage 2...10 V >= 10 kOhm Voltage 0...5 V >= 10 kOhm Voltage 1...5 V >= 10 kOhm

Complementary

Protection Type	Reverse polarity protection on power supply Overvoltage protection on output Short-circuit protection on output
[Us] rated supply voltage	24 V DC +30 %...-25 %, isolated
Current consumption	<= 40 mA 24 V
Measurement error	+/- 0.1 % of full scale
Repeat accuracy	+/- 0.03 %
Clamping Connection Capacity	20...14 AWG
Tightening torque	3.5…4.4 lbf.in (0.4…0.5 N.m) 3.5…4.4 lbf.in (0.4…0.5 N.m)
Marking	CULus DNV CE UKCA WEEE China RoHS
Surge withstand	1 kV 1.2/50 µs IEC 61000-4-5
[Ui] Rated Insulation Voltage	300 V
Fixing mode	Clip-on (35 mm DIN rail)
Safety reliability data	MTTFd = 297.8 years B10d = 274817
Product Weight	0.15 lb(US) (0.07 kg)
Temperature Coefficient	< 100 ppm/°C
Wire stripping length	0.3…0.4 in (8…9 mm)
Status LED	3 LEDs (Green) PWR (Power Status) (Red) high signal level (Red) low signal level
Overvoltage category	II

Price is “List Price” and may be subject to a trade discount – check with your local distributor or retailer for actual price.

Disclaimer: This documentation is not intended as a substitute for and is not to be used for determining suitability or reliability of these products for specific user applications

Width	0.2 in (6.2 mm)
Height	4.3 in (110 mm)
Depth	4.3 in (110 mm)
Relative humidity	5…95 %

Environment

Electromagnetic compatibility	Fast transient bursts - test level: 1 kV criteria A (I/O) conforming to IEC 61000-4-4 Fast transient bursts - test level: 2 kV criteria A (power lines) conforming to IEC 61000-4-4 Radiated RF field immunity test - test level: 10 V/m, 80 MHz...1 GHz criteria A conforming to IEC 61000-4-3 Radiated RF field immunity test - test level: 3 V/m, 1.4...6 GHz criteria A conforming to IEC 61000-4-3 Conducted radio-frequency immunity test - test level: 10 V, 0.15...80 MHz criteria A conforming to IEC 61000-4-6 Magnetic field at power frequency - test level: 30 A/m criteria A conforming to IEC 61000-4-8
Product Certifications	cULus DNV
IP degree of protection	IP20
Shock resistance	50 gn 11 ms IEC 60068-2-27
Vibration resistance	5 gn (f= 10…150 Hz) conforming to IEC 60068-2-6
Resistance to electrostatic discharge	6 kV in contact)IEC 61000-4-2 8 kV in air)IEC 61000-4-2
Ambient Air Temperature for Storage	-40…185 °F (-40…85 °C)
Ambient Air Temperature for Operation	-40…158 °F (-40…70 °C)
Pollution degree	2 IEC 60664-1
Operating altitude	0...6561.68 ft (0...2000 m)
Electromagnetic emission	Conducted emissions CISPR 11 Radiated emissions CISPR 11
Dielectric strength	3 kV AC between the inputs and the supply circuit 3 kV AC between the outputs and the supply circuit 3 kV AC between input and output

Ordering and shipping details

Category	US10CP222375
Discount Schedule	0CP2
GTIN	3606487614159
Returnability	Yes
Country of origin	CN

Packing Units

Unit Type of Package 1	PCE
Nbr. of units in pkg.	1
Package 1 Height	0.906 in (2.300 cm)
Package 1 Width	4.646 in (11.800 cm)
Package 1 Length	4.724 in (12.000 cm)
Package weight(Lbs)	3.563 oz (101.000 g)
Unit Type of Package 2	S02

Number of Units in Package 2	30
Package 2 Height	5.906 in (15.000 cm)
Package 2 Width	11.811 in (30.000 cm)
Package 2 Length	15.748 in (40.000 cm)
Package 2 Weight	7.626 lb(US) (3.459 kg)

Contractual warranty

Warranty (in months)	18

Environmental Data

Schneider Electric aims to achieve Net Zero status by 2050 through supply chain partnerships, lower impact materials, and circularity via our ongoing “Use Better, Use Longer, Use Again” campaign to extend product lifetimes and recyclability.

Environmental Data explained

How we assess product sustainability

Environmental footprint

Total lifecycle Carbon footprint	**24 kg CO2 eq.**
Carbon footprint of the manufacturing phase [A1 to A3]	**4 kg CO2 eq.**
Carbon footprint of the distribution phase [A4]	**0.2 kg CO2 eq.**
Carbon footprint of the installation phase [A5]	**0 kg CO2 eq.**
Carbon footprint of the use phase [B2, B3, B4, B6]	**19 kg CO2 eq.**
Carbon footprint of the end-of-life phase [C1 to C4]	**0.1 kg CO2 eq.**
Environmental Disclosure	Product Environmental Profile

Use Better

Materials and Substances

Packaging made with recycled cardboard	**Yes**
Packaging without single use plastic	**Yes**
EU RoHS Directive	Compliant By Exemption
REACh Regulation	Reference contains Substances of Very High Concern above the threshold
California proposition 65	**WARNING: This product can expose you to chemicals including: Lead and lead compounds, which is known to the State of California to cause cancer and birth defects or other reproductive harm. For more information go to www.P65Warnings.ca.gov**
PVC free	**Yes**
Silicon free	**Yes**

Use Longer

Lifetime extension

Repair	**No**

Use Again

Repack and remanufacture

Recyclability potential, in %	**62**
Circularity Profile	End of Life Information

Dimensions Drawings

Dimensions

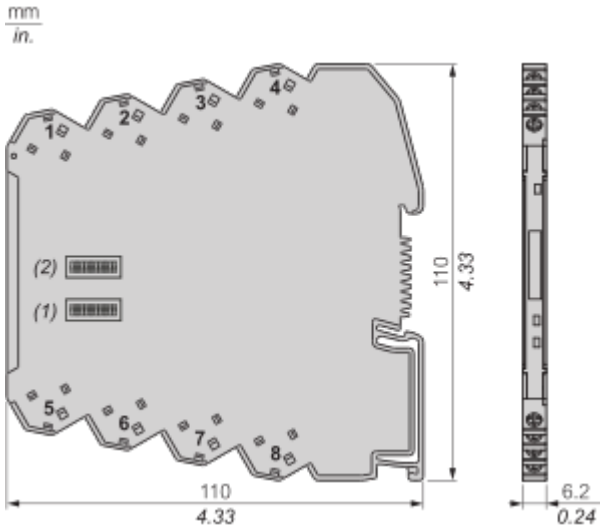

1 : S1 DIP Switch for configuration
2 : S2 DIP Switch for configuration

Mounting and Clearance

Mounting & Installation

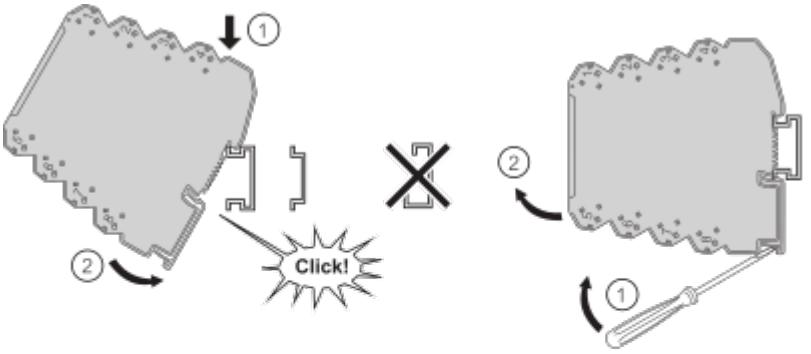

mm 8...9 *inch 0.31...0.35*		
mm²	0.5…2.5	0.5…2.5
AWG	*20…14*	*20…14*

Rail 35 mm / 1.38 in →
Rail 35 mm / 1.38 in →
Schiene 35 mm / 1.38 in →
Riel 35 mm / 1.38 in →
Guida 35 mm / 1.38 in →
IEC/EN 60715

Ø 3.5 mm/ *0.14 in*		N.m	0.4...0.5
		lbf.in	*3.5...4.4*

Connections and Schema

Connection Example

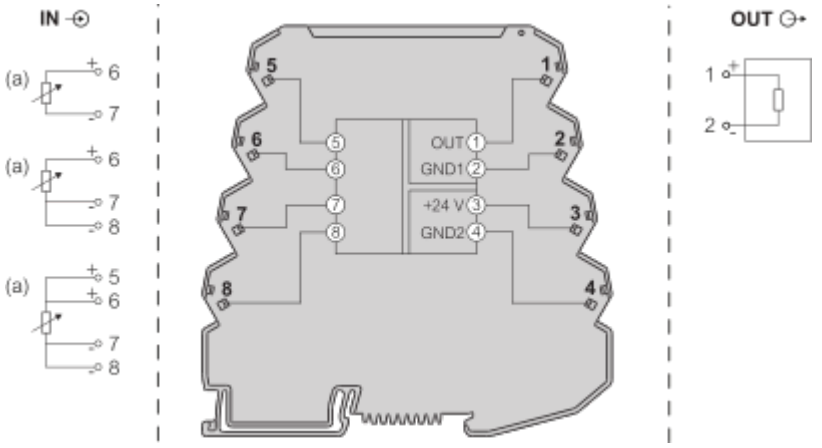

(a) : RTD

Technical Illustration

Dimensions

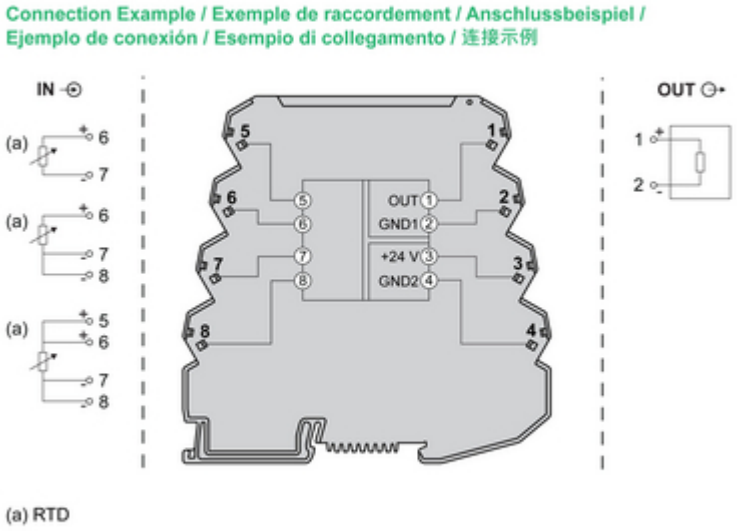

Image of product / Alternate images

Alternative



1
2
3
4


RMPT1UUBD
Signal Conditioner
S1
S2
In : RTD (Pt100 / Pt1000 / Cu50 / Cu100)
Out : 0(4)...20mA / 0(2)...10V / 0(1)...5V
Accuracy : ±0,1% F.S.
Op. Temp : -40...70°C
Supply voltage : 24V ⎓ (18...31.2V ⎓) 1.0W
IN
OUT
OUT +
OUT -
SUPPLY
SUPPLY +
SUPPLY -
Use copper conductors only
TORQUE:
0.4...0.5 N.m.
3.5...4.4 lbf.in
8...9mm
0.5...2.5mm²
20...14AWG
PP-YYYY-Www-VC
NNNNNNN
Schneider Electric

5
6
7
8

PWR
RMPT1UUBD
H
L