# Product data sheet

Specifications



## E-Stop Non-illuminated Body, Harmony 9001K/Harmony 9001SK, KR/SKR18, Metal/Plastic, 2NC+1NO, pre-assembled and non-disassembly

9001KES18RES4

**Product availability: Stock - Normally stocked in distribution facility**

## Main

| | |
|---|---|
| **Range of Product** | Harmony 9001K<br>Harmony 9001SK |
| **Product or Component Type** | Contact block |
| **Device short name** | 9001K |
| **Fixing collar material** | Metal |
| **Contacts type and composition** | 2 NC + 1 NO |

## Complementary

| | |
|---|---|
| **Product Weight** | 0.231 lb(US) (0.105 kg) |
| **Contact operation** | Positive opening |
| **Positive opening** | With NC contact IEC 60947-5-1 |
| **Connections - terminals** | Screw clamp terminals, 1 x 0.34...2 x 1.5 mm² IEC 60947-1 |
| **Tightening torque** | 9.7 lbf.in (1.1 N.m) |
| **Shape of screw head** | Cross slotted |
| **Contacts material** | Silver alloy contacts |
| **Short-circuit protection** | 10 A cartridge fuse gG IEC 60947-5-1 |
| **[Ith] conventional free air thermal current** | 10 A |
| **[Ui] rated insulation voltage** | 250 V 3)IEC 60947-1 |
| **[Uimp] rated impulse withstand voltage** | 2.5 kV IEC 60947-1 |
| **[Ie] rated operational current** | 3 A 240 V, AC-15, A300-Q300 UL 60947-5-1 |
| **[Icm] rated short-circuit making capacity** | 1 kA 240 V AC-15, 7200 VA |
| **Rated breaking capacity** | 3 A 240 V AC-15, 720 VA |
| **Device presentation** | Emergency stop body |
| **CAD overall height** | 1.6 in (40.8 mm) |
| **CAD overall width** | 2.1 in (53.5 mm) |
| **CAD overall depth** | 2.6 in (65 mm) |

## Environment

| | |
|---|---|
| **Ambient Air Temperature for Storage** | -40…158 °F (-40…70 °C) |
| **Ambient Air Temperature for Operation** | -13…158 °F (-25…70 °C) |

Price is “List Price” and may be subject to a trade discount – check with your local distributor or retailer for actual price.

Disclaimer: This documentation is not intended as a substitute for and is not to be used for determining suitability or reliability of these products for specific user applications

| | |
|---|---|
| **IP degree of protection** | IP10 |
| **Standards** | IEC 60947-5-1<br>IEC 60947-5-5<br>UL 60947-5-1<br>UL 60947-5-5 |
| **Product Certifications** | UL<br>CSA<br>CE |
| **Vibration resistance** | 7 gn (f= 2…500 Hz) conforming to IEC 60068-2-6 |
| **Shock resistance** | 50 gn 11 ms) IEC 60068-2-27 |

## Ordering and shipping details

| | |
|---|---|
| **Category** | US10CS121426 |
| **Discount Schedule** | 0CS1 |
| **GTIN** | 3606487209140 |
| **Returnability** | Yes |
| **Country of origin** | MX |

## Packing Units

| | |
|---|---|
| **Unit Type of Package 1** | PCE |
| **Nbr. of units in pkg.** | 1 |
| **Package 1 Height** | 2.000 in (5.080 cm) |
| **Package 1 Width** | 2.300 in (5.842 cm) |
| **Package 1 Length** | 3.000 in (7.620 cm) |
| **Package weight(Lbs)** | 4.640 oz (131.542 g) |

## Contractual warranty

| | |
|---|---|
| **Warranty (in months)** | 18 |

## Environmental Data

Schneider Electric aims to achieve Net Zero status by 2050 through supply chain partnerships, lower impact materials, and circularity via our ongoing “Use Better, Use Longer, Use Again” campaign to extend product lifetimes and recyclability.

Environmental Data explained

How we assess product sustainability

### Environmental footprint

| | |
|---|---|
| Total lifecycle Carbon footprint | **1 kg CO2 eq.** |
| Carbon footprint of the manufacturing phase [A1 to A3] | **0.7 kg CO2 eq.** |
| Carbon footprint of the distribution phase [A4] | **0.1 kg CO2 eq.** |
| Carbon footprint of the installation phase [A5] | **0 kg CO2 eq.** |
| Carbon footprint of the use phase [B2, B3, B4, B6] | **0.1 kg CO2 eq.** |
| Carbon footprint of the end-of-life phase [C1 to C4] | **0.3 kg CO2 eq.** |
| Environmental Disclosure | **Product Environmental Profile** |

## Use Better

### Materials and Substances

| | |
|---|---|
| Packaging made with recycled cardboard | **Yes** |
| Packaging without single use plastic | **Yes** |
| EU RoHS Directive | **Compliant** |
| REACh Regulation | **Free of Substances of Very High Concern above the threshold** |
| California proposition 65 | **WARNING: This product can expose you to chemicals including: Lead and lead compounds, which is known to the State of California to cause cancer and birth defects or other reproductive harm. For more information go to www.P65Warnings.ca.gov** |

## Use Longer

### Lifetime extension

| | |
|---|---|
| Repair | **No** |

## Use Again

### Repack and remanufacture

| | |
|---|---|
| Recyclability potential, in % | **60** |
| Circularity Profile | **End of Life Information** |
| Take-back | **No** |
| WEEE Label | **The product must be disposed on European Union markets following specific waste collection and never end up in rubbish bins.** |

Dimensions Drawings

## Dimensions

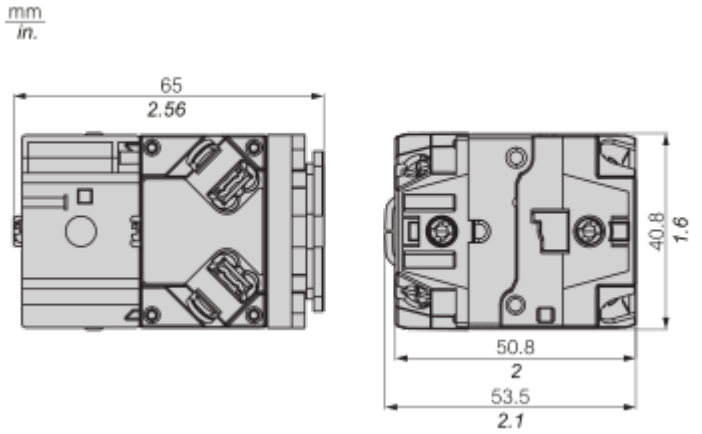

Mounting and Clearance

## Panel cut-out

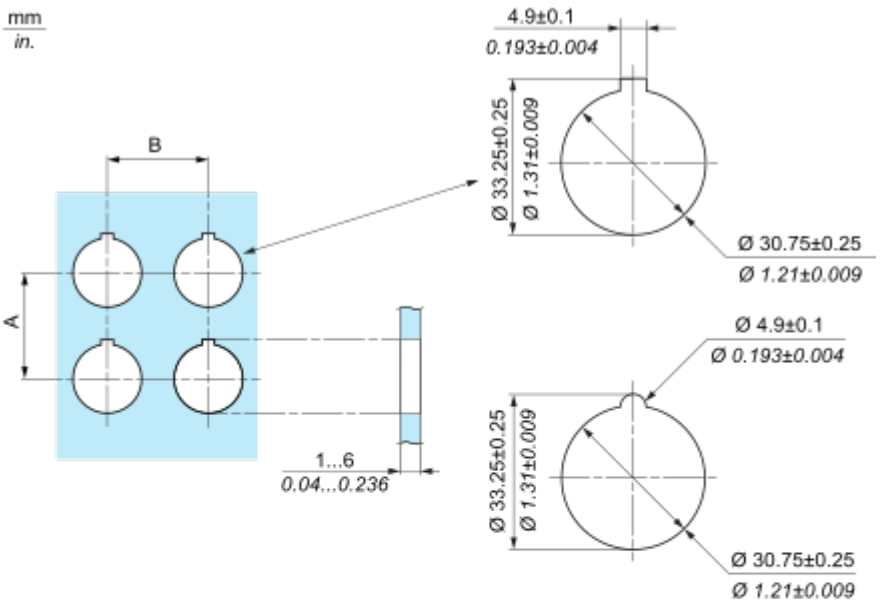


| | | | 9001KN2018R 9001KN2018Y | 9001KN9318 | 9001K18M 9001K18P | |
|---|---|---|---|---|---|---|
| A | mm | 44.5 | 52.5 | 76 | 54 | 71 |
| | in. | 1.75 | 2.07 | 3.0 | 2.13 | 2.80 |
| B | mm | 57.2 | 57.2 | 76 | 71 | 57.2 |
| | in. | 2.25 | 2.25 | 3.0 | 2.80 | 2.25 |

Technical Illustration

## Dimensions

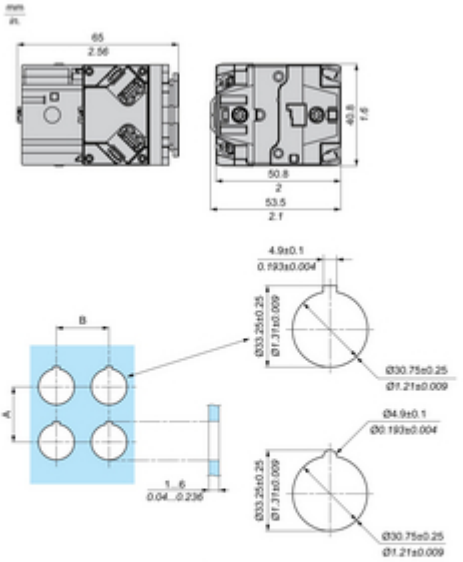


| | | | 9001KN2018R<br>9001KN2018Y | 9001KN3318 | 9001K18M<br>9001K18P | |
|---|---|---|---|---|---|---|
| A | mm | 44.5 | 52.5 | 76 | 54 | 71 |
| | in. | 1.75 | 2.07 | 3.0 | 2.13 | 2.80 |
| B | mm | 57.2 | 57.2 | 76 | 71 | 57.2 |
| | in. | 2.25 | 2.25 | 3.0 | 2.80 | 2.25 |

Offer Marketing Illustration

## Product benefits / Features

Offer Marketing Illustration

## Product benefits / Features

Image of product / Alternate images

**Alternative**




9001KES18RES4
Made in
MEXICO
PPYYWWDLLLNNNNN
Schneider
Electric


65089