RACO®

Steel Boxes, Covers and Accessories

A



GENERAL INFORMATION

STANDARDS, 2020 NATIONAL ELECTRICAL CODE®

Applications: Steel Boxes

RACO® high-quality steel boxes:

- Are used in branch circuit wiring
- Accommodate wiring devices, such as switches and receptacles
- Most may also serve as fixture supports
- Provide excellent protection for wiring system or devices
- Must be closed with a cover, light fixture canopy or wallplate
- Permit access to conductors for maintenance
- Allow for branch circuit runs
- Provide two-hour fire rating for 4x4 or smaller wall opening

Product Features: Outlet Boxes for Fixture or Fan Support

These high-quality boxes:

- Are listed to support lighting fixture canopies or fans
- Feature oversized #10 screws to provide strength and rigidity

Product Features: TKO® Knockouts

- TKO® knockouts offer greater flexibility with RACO® combination 1/2" and 3/4" knockout
- Stock just one product instead of two or three
- One product for the installer to carry

TKO Provides Reliable Grounding Path

- Independent tests conducted by UL prove that the TKO passes the same high-current fault test used to test grounding bushings and ground lugs
- RACO® TKO knockout is UL Listed, providing bonding without the use of bonding jumpers
- Suitable for bonding without any additional bonding means around concentric (or eccentric, TKO) knockouts where used in circuits above or below 250V
- This knockout does not impair the electrical connection to ground

Most Raco® Boxes Have At Least One Tapped #10-32 Grounding Hole

- The products that do not have a grounding screw hole are: plenum boxes catalog numbers 226 and 239

Product Features: Combination Screw Heads

- Cover and clamp screws have combination slotted/Phillips heads
- Self-tapping screws provide for 100% thread engagement

Metallic Boxes: Fire Resistance Rating Wall Penetrations*

Listed single and double gang metallic outlet and switch boxes with metallic or nonmetallic cover plates, also metallic 4x4 and octagon boxes may be used in bearing and non-bearing wood stud and steel stud walls, and floor-ceiling and roof-ceiling assemblies with ratings not exceeding two hours.

The surface area of individual metallic outlet or switch boxes shall not exceed 16 square inches through a fire rated wall. The aggregate surface area of the boxes shall not exceed 100 square inches per 100 square feet. Boxes located on opposite sides of walls or partitions shall be separated by a horizontal distance of 24 inches.

The metallic outlet or switch boxes shall be securely fastened to the studs, and the opening in the wallboard facing shall be cut so that the clearance between the box and the wallboard does not exceed 1/8 inch.

* Reference: Fire Resistance Ratings ANSI/UL 263, Sec. III-6.

Standard Materials: Steel Covers, Outlet and Standard Switch Boxes

- Steel boxes and covers are made of .0625 inch thick pre-galvanized sheet steel
- Handy Box covers are made of .030 inch thick galvanized sheet steel

Compliances

RACO® steel boxes and covers generally carry the following compliance ratings. Check specific catalog pages for individual compliances.

- UL Listed – Standard 514-A, file E195978 ("QCIT" Category)
- Boxes and covers are listed for their Electrical Applications (electrical codes), UL Electrical Construction Equipment Online Directory (electrical codes).
- Boxes are listed for Fire Resistance Directory, including the Two-Hour Fire Rating, (building codes) UL Orange Book
- UL Classified Standard – UL263 file R16536, CEYY, QBWY
- CSA Certified – C22.2 #18, CSA File LR-1082
- ANSI/NEMA OS1
- Federal Manufacturer's number 28488

NEMA® Member

For installation guidelines and to learn more about RACO® products, visit the NEMA website at http://www.nema.org.

The National Electrical Manufacturers Association (NEMA) website is a valuable electrical resource providing the information you need - quickly.

Wiring Capacity: Steel Outlet and Switch Boxes; Cubic Inches

Maximum Number of Conductors or Minimum Size Box Required – National Electrical Code Article 314.16 (A and B) also table 314.16(A)

The purpose of NEC® Article 314.16 is to determine the maximum conductor count or the minimum box size required for an application. It also may be used to determine how many other conductors may be added without exceeding the Code-prescribed limit.

STANDARDS, 2020 NATIONAL ELECTRICAL CODE®

Most applications have determined the number of conductors. The question that then remains is the smallest (minimum) size box that is permitted. The rules of Article 314.16 are to be used to determine the Code-recognized limit.

Selection of an outlet or junction box for use in an electrical circuit work must take into consideration the maximum number of wires permitted in the box. Safe electrical practice demands that wires not be jammed into boxes because of the possibility of nicks, abrasions or other damage to the insulating material, creating the potential for ground faults or short circuits.

Article 314 – Boxes and Fittings

NEC® 314.16 (A and B) also table 314.16(A). Number of Conductors in Outlet, Device, and Junction Boxes, and Conduit Bodies.

Boxes shall be of sufficient size to provide free space for all enclosed conductors. In no case shall the volume of the box, as calculated in (a) below, be less than the fill calculation as calculated in (b) below. The minimum volume for conduit bodies shall be as calculated in (c) below.

The provisions of this section shall not apply to terminal housings supplied with motors. See Section 430.12.

Boxes and conduit bodies enclosing conductors, size #4 or larger, shall also comply with the provisions of Section 314-28.

(a) Box Volume Calculations. The volume of a wiring enclosure (box) shall be the total volume of the assembled sections, and, where used, the space provided by plaster rings, domed covers, extension rings, etc., that are marked with their volume in cubic inches or are made from boxes the dimensions of which are listed in Table 314.16(A).

(1) Standard Boxes. The volume of standard boxes that are not marked with a cubic inch capacity shall be as given in *Table 314.16(A).

(2) Other Boxes. Boxes 100 cubic inches (1,640 cu. cm3.) or less, other than those described in table, and nonmetallic boxes shall be durably and legibly marked by the manufacturer with their cubic inch capacity. Boxes described in table that have a larger cubic inch capacity than is designated in the table shall be permitted to have their cubic inch capacity marked as required by this section.

(b) Box Fill Calculations. The volumes in paragraphs (1) through (5) below, as applicable, shall be added together. No allowance shall be required for small fittings such as locknuts and bushings.

(1) Conductor Fill. Each conductor that originates outside the box and terminates or is spliced within the box shall be counted once, and each conductor that passes through the box without splice or termination shall be counted once. The conductor fill, in cubic inches, shall be computed using Table 314.16(B)(1). A conductor, no part of which leaves the box, shall not be counted.

Exception: Where an equipment grounding conductor or not over four fixture wires smaller than #14, or both, enter a box, from a domed fixture or similar canopy and terminate within that box, it shall be permitted to omit these conductors from the calculations.

(2) Clamp Fill. Where one or more internal cable clamps, whether factory or field supplied, are present in the box, a single volume allowance in accordance with NEC® 314.16(B)(2) shall be made based on the largest conductor present in the box. No allowance shall be required for a cable connector with this clamping mechanism outside the box.

(3) Support Fittings Fill. Where one or more fixture studs or hickeys are present in the box, a single volume allowance in accordance with NEC® 314.16(B)(3) shall be made for each type of fitting based on the largest conductor present in the box.

(4) Device or Equipment Fill. For each yoke or strap containing one or more devices or equipment, a double volume allowance in accordance with NEC® 314.16(B)(4) shall be made for each yoke or strap based on the largest conductor connected to a device(s) or equipment supported by that yoke or strap.

(5) Equipment Grounding Conductor Fill. Where one or more equipment grounding conductor(s) enter(s) a box, a single volume allow-ance in accordance with Table 314.16B shall be made based on the largest equipment grounding conductor present in the box. Where an additional set of equipment grounding conductors, as permitted by NEC® 314.16(B)(5) are present in the box, an additional volume allowance shall be made based on the largest equipment grounding conductor in the additional set.

National Electric Code® and NEC® is a registered Trademark of the National Fire Protection Association.

GENERAL INFORMATION

STANDARDS, 2020 NATIONAL ELECTRICAL CODE®

MOST OFTEN REQUESTED SECTIONS OF THE NATIONAL ELECTRICAL CODE®	HOW RACO® PRODUCTS HELP COMPLETE THE INSTALLATION
250.97 Method of Bonding Service Equipment — Bonding Jumpers. Bonding jumpers are not required for concentric and eccentric knockouts if they are listed.	This Section is used to ensure that there is ground continuity when a concentric or eccentric knockout incorporated in a box. A bonding jumper is not required when using any of the RACO® patented TKO knockout boxes.
314.27 (A) Boxes at Lighting Fixture Outlets. Boxes to support light fixtures must be listed for fixture support.	Device boxes use #6-32 screws to secure devices such as snap-switches and receptacles. They are not suitable for support of other than very lightweight lighting fixtures, such as some wall-bracket types.
314.27 (B) Floor Boxes. Boxes listed specifically for this application shall be used for receptacles located in the floor. Exception: Boxes located in elevated floors of show windows and similar locations where the authority having jurisdiction judges them free from physical damage, moisture and dirt.	Only boxes that are UL Listed for the application may be fastened into the floor. RACO® floor boxes are in Section A of this catalog.
314.27 (C) Boxes at Fan Outlets. Boxes at Ceiling-Suspended (Paddle) Fan Outlets. Outlet boxes or outlet box systems used as the sole support of a ceiling suspended (paddle) fan shall be listed, shall be marked by their manufacturer as suitable for this purpose, and shall not support ceiling-suspended (paddle) fans that weigh more than 32kg (70lb).	For any ceiling outlet that is intended to have a ceiling (paddle) fan installed, a UL Listed outlet box rated for ceiling fan support must be installed. RACO® offers a complete line of products designed for various applications and mounting needs.
314.16 (A)(3) Space for Conductors. Canopies and outlet boxes taken together shall provide adequate space so that fixture conductors and their connecting devices can be properly installed.	When calculating the minimum cubic inch requirements for an outlet box, the canopy may be included in the calculation at the discretion of the Authority Having Jurisdiction. If the canopy of the fixture/fan is marked with the cubic inch capacity, then the additional volume must be accepted by the Authority Having Jurisdiction.
314.27 (B) Maximum Luminaire Weight. Fixtures greater than 50 pounds cannot be supported by a fixture box unless additional independent support is provided.	All outlet boxes that are intended to be used with fixtures are tested in accordance with UL Standard 514A.
250.146 (A) Surface-Mounted Box. Where the box is mounted on the surface, direct metal-to-metal contact between the device yoke and the box or a contact yoke or device that complies with 250.146(B) shall be permitted to ground the receptacle to the box.	This new method provides better bonding for the cover. RACO flat corner covers and mud rings comply.

STANDARDS, 2020 NATIONAL ELECTRICAL CODES®

MOST OFTEN REQUESTED ARTICLES OF THE 2020 NATIONAL ELECTRICAL CODE®	HOW RACO® PRODUCTS HELP COMPLETE THE INSTALLATION
800.133 Exception (A)(1)(d) Installation of Communications Wires, Cables and Equipment – Electric Light or Power Circuits. Communications conductors shall not be placed in any raceway, compartment, outlet box, junction box, or similar fitting with conductors or electric light or power circuits or Class 1 circuits.	When power and voice/data are brought to one enclosure, a means of dividing the wiring is required. Voltage barriers are available on the following box types: 4" and 4-11/16" square boxes, three- and four-gang switch boxes, masonry boxes, and gang boxes.
406.12, Tamper-resistant Receptacles. In all areas specified in 406.12(1) through 406.12(8), all 125 volt, 15 and 20 amp receptacles shall be listed tamper-resistant receptacles.	This is to prevent shocks ot small children that like to insert keys, paper clips, etc. into the receptacle slots.
314.24 (B) Depth of Boxes. Minimum depth of boxes for outlets, devices, and utilization equipment.	Boxes must be a minimum depth depending on their use and/or are required to have a minimum clearance behind the device or equipment of per 314.24 (B).

BOX SELECTION

CALCULATE THE MINIMUM SIZE BOX

NEC® 314.16 (A) and (B) describes the detailed way of counting wires, as well as clamps, fittings or devices (i.e., switches, receptacles, combination devices) – by establishing an equivalent conductor value for each. Those values are added together to get a total number of conductors. The minimum size box is the smallest one in Table 314.16(A) that can accommodate that number of conductors.

1. No matter how many ground wires come into a box, they only count as one conductor within the box.
2. Any wire 12 inches or less in length running unbroken through the box counts as one wire.
3. Each wire coming into a splice device (crimp or twist-on type) is counted as one wire.
4. Each wire coming into the box and connecting to a device counts as one wire of that size.
5. Fixture studs, cable clamps and hickeys are to be counted as one for each type of fitting. If a box contains two cable clamps, the total is only to be increased by one.
6. Where devices are mounted in the box, the total conductor count must be increased by two for each mounting strap.

Example #1: – Conduit Boxes: Supply power to a switch that will control a remote light with #14 conductors. Metal conduit and fittings will be used as the wire way. You must provide space for four conductors and one switch, totaling 6. Read across the line "Allowances" in the **Box Fill** table to column 6, then read down to the minimum cubic inches required for #14 conductor. This example requires a minimum of 12.0 cubic inches.

Example #2: – Cable Boxes:

This example will illustrate how the minimum size is determined for a box with cable clamps fed by two #12-2 nonmetallic sheathed cables and supplying a 15A duplex receptacle. After supplying the receptacle, the conductors are extended to other outlets.

Circuit conductors.....4
Ground conductors 1
Cable clamps 1
Device (receptacle).....2
Total.....**8**

Using the **Box Fill** table from the next page, read across the line "Allowances" to column 8, then down to the minimum cubic inches required for #12 conductor. This example requires a minimum of 18.0 cubic inches.

STEEL BOX SELECTION CHART

CUBIC INCHES:	42.0	30.3	29.5	21.5	21.0	18.0
CONDUIT STEEL BOXES	**4-11/16" Sq.** 2-1/8" Deep (inside)	**4" Sq.** 2-1/8" (Depth Inside)	**4-11/16" Sq.** 1-1/2" (Depth Inside)	**4" Oct.** 2-1/8" (Depth Inside)	**4" Sq.** 1-1/2" (Depth Inside)	**Switch** 3-1/2" (Depth Inside)

CUBIC INCHES:	30.3	42.0	21.5	21.0	18.0
MC/BX & NONMETALLIC CABLE STEEL BOXES	**4" Sq.** 2-1/8" (Depth Inside)	**4-11/16" Sq.** 2-1/8" (Depth Inside)	**4" Oct.** 2-1/8" (Depth Inside)	**4" Sq.** 1-1/2" (Depth Inside)	**Switch** 3-1/2" (Depth Outside)

CLAMP TYPES


"L" TYPE

"X" TYPE

"#9" or "AOL" TYPE


"BN" TYPE


"Q" TYPE


STAB-IT® TYPE

KNOCKOUTS AND PRIOUTS

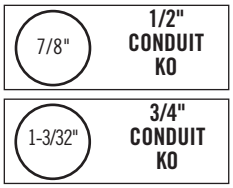

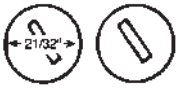

CABLE PRIOUTS
Always in pairs.

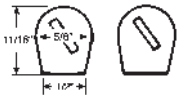

FLAT-BOTTOMED CABLE PRIOUTS
Eliminate chance of cable being cut.

PLASTER EARS


ONE-SCREW EAR

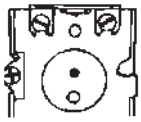
TWO-SCREW EAR

Adjustable plaster ears are included on many switch boxes and one octagon box. They are set forward 1/32".

BOX FILL

Conductor Size (AWG)	Volume Per Conductor cm³	Volume Per Conductor in.³	ALLOWANCES 6	7	8	9	10	11	12	13	14
#18	24.6	1.50	9.00	10.50	12.00	13.50	15.00	16.50	18.00	19.50	21.00
#16	28.7	1.75	10.50	12.25	14.00	15.75	17.50	19.25	21.00	22.75	24.50
#14	32.8	2.00	12.00	14.00	16.00	18.00	20.00	22.00	24.00	26.00	28.00
#12	36.9	2.25	13.50	15.75	18.00	20.25	22.50	24.75	27.00	29.25	31.50
#10	41.0	2.50	15.00	17.50	20.00	22.50	25.00	27.50	30.00	32.50	35.00
#8	49.2	3.00	18.00	21.00	24.00	27.00	30.00	33.00	36.00	39.00	42.00
#6	81.9	5.00	30.00	35.00	40.00	45.00	50.00	55.00	60.00	65.00	70.00

16.5 | 15.5 | 14.0 | 13.0 | 12.5 | 3.8 | 6.0

Handy
2-1/8" (Depth Inside)

4" Oct.
1-1/2" (Depth Inside)

Switch
2-3/4" (Depth Outside)

Handy
1-7/8" (Depth Outside)

Switch
2-1/2" (Depth Outside)

3-1/2" Rnd. Pan
1/2" (Depth Inside)

4" Rnd. Pan
1/2" (Depth Inside)

15.8 | 15.5 | 14.0 | 12.5 | 4.0

Switch
2-9/64" (Depth Outside)

4" Oct.
1-1/2" (Depth Inside)



Switch
2-3/4" (Depth Outside)

Switch
2-1/2" (Depth Outside)

3-1/2" Pan
1/2" (Depth Inside)

CLAMP TECHNICAL DATA

CLAMP TYPE	RACEWAY TYPE: ARMORED CABLE (BX) STEEL	ARMORED CABLE (BX) ALUMINUM	METAL CLAD CABLE INTERLOCKING (MCI) STEEL	METAL CLAD CABLE INTERLOCKING (MCI) ALUMINUM	NONMETALLIC SHEATHED CABLE	FLEXIBLE METAL CONDUIT
"L" TYPE	—	—	—	—	#14-2 to #10-3 w/ground	—
"X" TYPE	#14-2 (.444 in outer diam.) to largest size to fit in clamp	#14-2 (.444 in outer diam.) to largest size to fit in clamp	.425 TO .600 outer diam.	.400 to .495 outer diam.	—	3/8" trade size
"#9" OR "AOL" TYPE	—	—	—	—	#14-2 w/ground	—
"Q" TYPE	—	—	—	—	#14-2 to #10-3 w/ground	—
"BN" TYPE	—	—	—	—	#14-2 w/ground or #12-2 w/ground	—
STAB-iT TYPE	.400 to .605 outer diam.	.400 to .605 outer diam.	.400 to .605 outer diam.	.400 to .605 outer diam.	—	3/8" trade size

BOX SELECTION

BRACKET TECHNICAL DATA												
BRACKET TYPE	"A"	"B"	"D"	"FH"	"FM"	"FS"	"J"	"LB"	"MS"	"TS"	"W"	"H" or "M"
LENGTH (In.)	6-7/16"	1-61/64"	6-1/4"	6-61/64"	7-5/8"	6-61/64"	2-3/8"	1-31/32"	4-1/2"	7"	6-25/32"	3-1/8"
WIDTH	5/8"	2"	21/32"	1-9/16"	1-9/16"	1-9/16"	2-23/32"	3-3/64"	1-1/2"	1-1/16"	1-1/16"	7/8"
OFFSET				3/8"	3/8"	3/8"	1/4"			17/64"	1-5/16"	3/8"
FOR METAL	✓		✓		✓	✓			✓	✓	✓	✓
FOR WOOD	✓	✓	✓	✓	✓	✓	✓	✓		✓	✓	✓

"A" Bracket
Positions handy box against face and side of stud.

"FH" Bracket
Side-mount bracket with hooks that drive into face of stud.

"D" Bracket
Mounts on flat side of stud.

BOX-LOC® "MS" Bracket
Positions box on either side of stud. BOX-LOC® (MS) Bracket Box is a snap to install. Place the bracket on the open side of the stud first. Slots in the bracket engage the lip of the stud and actually crimp it as you press the bracket on the stud. Barbed hooks dig into the flat side of the stud, quickly locking it into place.

"J" Bracket
Spurs, slotted holes for toe-nailing. Gauging notches at 3/8" and 1/2".

"UBS" Support
Universal Back Side support to provide bracing on back of box for wall cavities 2-1/2" - 6" thick.



"W" Bracket
Positions box away from side of stud to clear the trim molding of a door frame.



"B" Bracket
Face mounts on front edge of wood stud. Use when space between studs is limited.



"LB" Bracket
Face mounts on front edge of wood stud. Use when space between studs is limited. 5/8" offset to clear narrow door molding.

"FM" Bracket
Mounts on flat side of stud.

"TS" Bracket
Side-mount bracket for octagon, square, switch and handy boxes. Gauging tabs and recessed nailing spurs.

"M" Bracket
Brackets on both/ opposite sides of box

"FS" Bracket
Mounts on flat side of stud. Gauging tabs and recessed nailing spurs.



"H" Bracket
Narrow bracket allows side-by-side mounting on stud. Positioning tabs locate box perfect distance from stud. V notch centers box. Dimples protect flush drywall installation.

4" SQUARE BOXES – DRAWN WITH CONDUIT KO'S

185

190, 8190

191, 8191

192, 8192



192SM

204

CAT. #	DESCRIPTION	CUBIC INCHES (CM3)	KNOCKOUTS SIDES CONDUIT	KNOCKOUTS BOTTOM CONDUIT	STD. PKG.	BAR CODE
4" Square Box, 1-1/4" Deep – *Drawn with Conduit KO's*						
185	—	18.0 (295.0)	(10) 1/2"	(5) 1/2"	50	IIIIIIII
4" Square Box, 1-1/2" Deep – *Drawn with Conduit KO's*						
190	Raised Ground	21.0 (344.1)	(12) 1/2"	(4) 1/2"	50	—
8190	Raised Ground	21.0 (344.1)	(12) 1/2"	(4) 1/2"	50	IIIIIIII
191	Raised Ground	21.0 (344.1)	(8) 3/4"	(1) 1/2", (3) 3/4"	50	—
8191	Raised Ground	21.0 (344.1)	(8) 3/4"	(1) 1/2", (3) 3/4"	25	IIIIIIII
192	Raised Ground	21.0 (344.1)	(8) 1/2", (4) 3/4"	(2) 1/2", (2) 3/4"	50	—
8192	Raised Ground	21.0 (344.1)	(8) 1/2", (4) 3/4"	(2) 1/2", (2) 3/4"	50	IIIIIIII
192SM	Raised Ground, 10" #12 Stranded Copper Pigtail	21.0 (344.1)	(8) 1/2" (4) 3/4"	(2) 1/2" (2) 3/4"	50	IIIIIIII
4" Square Thru-the-Wall Box, 1-1/2" Deep – *Drawn with Conduit KO's*						
204	—	22.5 (368.7)	(8) 1/2", (4) 3/4"	—	50	—

APPLICATIONS

- RACO® Boxes are installed in walls or ceilings for lighting fixtures, switches or receptacles
- Square boxes are used where multiple conductor runs are split into two or more directions to bring power to a number of electrical devices
- Drawn boxes are ideal for exposed work applications

PRODUCT FEATURES

- Combination screw heads provide for faster installation
- Thru-the-wall box is designed for shallow wall applications and allows for attachment of wall plate to both faces of box

COMPLIANCE

- UL LISTED
- All RACO UL listed steel boxes are acceptable for use in 2 hr. fire rated floor-ceiling and roof-ceiling assemblies, as well as 2 hr. fire rated bearing and non-bearing wood stud and steel stud walls. For additional information consult Fire Resistance Ratings ANSI/UL 263, Sec. III-6

SEE END OF SECTION (PG A78) FOR DETAILED DRAWINGS »

4" SQUARE BOXES – WELDED WITH CONDUIT KO'S

181

189, 8189

189RAC



189SM

911-9

APPLICATIONS

- RACO® Boxes are installed in walls or ceilings for lighting fixtrues, switches or receptacles
- Square boxes are used where multiple conductor runs are split into two or more directions to bring power to a number of electrical devices

PRODUCT FEATURES

- Combination screw heads provide for faster installation
- TKO® Knockouts allow for design and installation flexibility.
- Red boxes, covers and extensions for dedicated life safety alarm circuits

COMPLIANCE

- UL LISTED
- All RACO UL listed steel boxes are acceptable for use in 2 hr. fire rated floor-ceiling and roof-ceiling assemblies, as well as 2 hr. fire rated bearing and non-bearing wood stud and steel stud walls. For additional information consult Fire Resistance Ratings ANSI/UL 263, Sec. III-6
- 600V Per U.L. 514-A, suitable for use without a bonding jumper in circuits up to 600 volts

CAT. #	DESCRIPTION	CUBIC INCHES (CM3)	KNOCKOUTS SIDES CONDUIT	KNOCKOUTS BOTTOM CONDUIT	STD. PKG.	BAR CODE
4" Square Box, 1-1/2" Deep – *Welded with Conduit KO's*						
181	—	21.0 (344.1)	(8) 3/4"	(1) 1/2" (4) 3/4"	50	—
189	600V, Raised Ground	21.0 (344.1)	(8) 1/2" (4) TKO	(2) 1/2" (2) TKO	50	—
8189	600V, Raised Ground	21.0 (344.1)	(8) 1/2" (4) TKO	(2) 1/2" (2) TKO	50	IIIIIIII
189RAC	600V	21.0 (344.1)	(8) 1/2" (4) TKO	(2) 1/2" (2) TKO	50	—
189SM	600V, Raised Ground, 10" #12 Stranded Copper Pigtail	21.0 (344.1)	(8) 1/2" (4) TKO	(2) 1/2" (2) TKO	50	IIIIIIII
911-9	600V, Raised Ground, Painted Red	21.0 (344.1)	(8) 1/2" (4) TKO	(2) 1/2" (2) TKO	50	—

SEE END OF SECTION (PG A78) FOR DETAILED DRAWINGS »

4" SQUARE BRACKETED BOXES – WELDED WITH CONDUIT KO'S

196, 8196

8197

199

208, 8208

193, 8193

189F

189H, 189HS

189HWP



189M

227 BOX-LOC®

CAT. #	DESCRIPTION	CUBIC INCHES (CM3)	KNOCKOUTS SIDES CONDUIT	KNOCKOUTS BOTTOM CONDUIT	STD. PKG.	BAR CODE
4" Square Bracketed Boxes, 1-1/2" Deep – *Welded with Conduit KO's*						
196	600V, FS, Flush	21.0 (344.1)	(6) 1/2" (3) TKO	(3) 1/2" (2) TKO	25	—
8196	600V, FS, Flush	21.0 (344.1)	(6) 1/2" (3) TKO	(3) 1/2" (2) TKO	25	IIIIIIII
8197	600V, FH, Flush	21.0 (344.1)	(6) 1/2" (3) TKO	(3) 1/2" (2) TKO	25	IIIIIIII
199	600V, FS, Flush	21.0 (344.1)	(6) 3/4"	(1) 1/2" (4) 3/4"	25	—
208	W, Flush	21.0 (344.1)	(6) 1/2" (3) TKO	(3) 1/2" (2) TKO	25	—
8208	600V, W, Flush	21.0 (344.1)	(6) 1/2" (3) TKO	(3) 1/2" (2) TKO	25	IIIIIIII
193	600V, B, Flush	21.0 (344.1)	(6) 1/2" (3) TKO	(3) 1/2" (2) TKO	25	—
8193	600V, B, Flush	21.0 (344.1)	(6) 1/2" (3) TKO	(3) 1/2" (2) TKO	10	IIIIIIII
189F	600V, Raised Ground, 8" #12 Solid Copper Pigtail, UBS Farside Support	21.0 (344.1)	(8) 1/2" (4) TKO	(2) 1/2" (2) TKO	50	—
189H	600V, Raised Ground, 8" #12 Solid Copper Pigtail, UBS, HM	21.0 (344.1)	(6) 1/2" (3) TKO	(2) 1/2" (2) TKO	20	—
189HS	Raised Ground, 10" #12 Stranded Copper Pigtail, UBS, HM	21.0 (344.1)	(6) 1/2" (3) TKO	(2) 1/2" (2) TKO	20	—
189HWP	600V, Raised Ground, UBS, HM	21.0 (344.1)	(6) 1/2" (3) TKO	(2) 1/2" (2) TKO	20	—
189M	600V, Raised Ground, 8" #12 Solid Copper Pigtail, UBS, HM	21.0 (344.1)	(4) 1/2" (2) TKO	(2) 1/2" (2) TKO	20	—
227	600V, MS, Flush, BOX-LOC®, Provided with Far-side support (part #978)	21.0 (344.1)	(6) 1/2" (3) TKO	(3) 1/2" (2) TKO	25	IIIIIIII

APPLICATIONS

- RACO® Boxes are installed in walls or ceilings for lighting fixtrues, switches or receptacles
- Square boxes are used where multiple conductor runs are split into two or more directions to bring power to a number of electrical devices

PRODUCT FEATURES

- Reference the Box Selection section in the front of this catalog for complete description of bracket types and features
- BOX-LOC® (MS) Bracket Box is a snap to install. Place the bracket on the open side of the stud first. Slots in the bracket engage the lip of the stud and actually crimp it as you press the bracket on the stud, quickly locking it in place
- TKO® Knockouts allow for design and installation flexibility
- UBS Support - Welded to box, preset bend points to work with wall thickness 2-1/2" to 6"

COMPLIANCE

- UL LISTED
- All RACO UL listed steel boxes are acceptable for use in 2 hr. fire rated floor-ceiling and roof-ceiling assemblies, as well as 2 hr. fire rated bearing and non-bearing wood stud and steel stud walls. For additional information consult Fire Resistance Ratings ANSI/UL 263, Sec. III-6
- 600V Per U.L. 514-A, suitable for use without a bonding jumper in circuits up to 600 volts

SEE END OF SECTION (PG A78) FOR DETAILED DRAWINGS »

4" SQUARE EXTENSION RINGS

201, 8201

202

203, 8203

911-6

187

207

APPLICATIONS

- RACO® Extension rings provide a means for adding cubic capacity or as an outlet box for surface conduit

PRODUCT FEATURES

- Combination screw heads provide for faster installation
- Red boxes, covers and extensions for dedicated life safety alarm circuits
- RACO® 187 can be positioned to accommodate one or two switch boxes

COMPLIANCE

- UL LISTED

CAT. #	DESCRIPTION	CUBIC INCHES (CM3)	KNOCKOUTS SIDES CONDUIT	KNOCKOUTS BOTTOM CONDUIT	STD. PKG.	BAR CODE
4" Square Extension Rings, 1-1/2" Deep – *Drawn with Conduit KO's*						
201	—	22.5 (368.7)	(12) 1/2"	—	50	—
8201	—	22.5 (368.7)	(12) 1/2"	—	25	IIIIIIII
202	—	22.5 (368.7)	(8) 3/4"	—	50	—
203	—	22.5 (368.7)	(8) 1/2", (4) 3/4"	—	50	—
8203	—	22.5 (368.7)	(8) 1/2", (4) 3/4"	—	20	IIIIIIII
911-6	Painted Red	22.5 (368.7)	(8) 1/2", (4) 3/4"	—	50	—
187	Attaches to Switch Boxes	22.5 (368.7)	(8) 1/2", (4) 3/4"	—	25	IIIIIIII
4" Square Extension Rings, 2-1/8" Deep – *Welded with Conduit KO's*						
207	—	30.3 (496.5)	(6) 1/2", (6) 3/4"	—	25	—

SEE END OF SECTION (PG A78) FOR DETAILED DRAWINGS »

4" SQUARE BOXES – WELDED WITH CONDUIT KO'S

232, 8232

232RAC

231, 8231

233, 8233

232SLD

232SM

911-3

232CS



232-0W

CAT. #	DESCRIPTION	CUBIC INCHES (CM3)	KNOCKOUTS SIDES CONDUIT	KNOCKOUTS BOTTOM CONDUIT	STD. PKG.	BAR CODE
4" Square Box, 2-1/8" Deep – *Welded with Conduit KO's*						
232	600V, Raised Ground	30.3 (496.5)	(8) 1/2", (4) TKO	(2) 1/2", (2) TKO	25	—
8232	600V, Raised Ground	30.3 (496.5)	(8) 1/2", (4) TKO	(2) 1/2", (2) TKO	25	IIIIIIII
232RAC	600V	30.3 (496.5)	(8) 1/2", (4) TKO	(3) 1/2", (2) TKO	25	—
231	600V, Raised Ground	30.3 (496.5)	(8) 3/4"	(1) 1/2", (4) 3/4"	25	—
8231	600V, Raised Ground	30.3 (496.5)	(8) 3/4"	(1) 1/2", (4) 3/4"	25	IIIIIIII
233	600V, Raised Ground	30.3 (496.5)	(8) 1"	(3) 1/2", (2) 3/4"	25	—
8233	600V, Raised Ground	30.3 (496.5)	(8) 1"	(3) 1/2", (2) 3/4"	25	IIIIIIII
232SLD	600V, Raised Ground 8" #12 Solid Copper Pigtail	30.3 (496.5)	(8) 1/2", (4) TKO	(2) 1/2", (2) TKO	25	—
232SM	600V, Raised Ground, 10" #12 Stranded Copper Pigtail	30.3 (496.5)	(8) 1/2", (4) TKO	(2) 1/2", (2) TKO	25	IIIIIIII
911-3	600V, Painted Red	30.3 (496.5)	(8) 1/2", (4) TKO	(2) 1/2", (2) TKO	25	IIIIIII
232CS	600V, Raised Ground, Elevated Side Knockouts	30.3 (496.5)	(8) 1/2", (4) TKO	(2) 1/2", (2) TKO	25	—
232-0W	600V, Raised Ground, Old Work RETRO-RING, Accepts Box Mounting of One or Two Devices	30.3 (496.5)	(8) 1/2", (4) TKO	(2) 1/2", (2) TKO	25	IIIIIIII

APPLICATIONS

- RACO® Boxes are installed in walls or ceilings for lighting fixtures, switches or receptacles
- Square boxes are used where multiple conductor runs are split into two or more directions to bring power to a number of electrical devices

PRODUCT FEATURES

- Combination screw heads provide for faster installation
- TKO® knockouts offer greater flexibility with RACO patented combination 1/2" and 3/4" knockout
- Red boxes, covers and extensions for dedicated life safety alarm circuits

COMPLIANCE

- UL LISTED
- All RACO UL listed steel boxes are acceptable for use in 2 hr. fire rated floor-ceiling and roof-ceiling assemblies, as well as 2 hr. fire rated bearing and non-bearing wood stud and steel stud walls. For additional information consult Fire Resistance Ratings ANSI/UL 263, Sec. III-6.
- 600V Per U.L. 514-A, suitable for use without a bonding jumper in circuits up to 600 volts

SEE END OF SECTION (PG A78) FOR DETAILED DRAWINGS »

4" SQUARE BRACKETED BOXES – WELDED WITH CONDUIT KO'S

236

235, 8235



251



232H, 232HS

232HWP, 8232HWP



232M

232F

238 BOX-LOC®

911-4

APPLICATIONS

- RACO® Boxes are installed in walls or ceilings for lighting fixtures, switches or receptacles
- Square boxes are used where multiple conductor runs are split into two or more directions to bring power to a number of electrical devices

PRODUCT FEATURES

- Reference the Box Selection section in the front of this catalog for complete description of bracket types and features
- BOX-LOC® (MS) Bracket Box is a snap to install. Place the bracket on the open side of the stud first. Slots in the bracket engage the lip of the stud and actually crimp it as you press the bracket on the stud, quickly locking it in place
- Combination screw heads provide for faster installation
- TKO® knockouts offer greater flexibility with RACO® patented combination 1/2" and 3/4" knockout
- UBS Support - Welded to box, preset bend points to work with wall thickness 2-1/2" to 6"
- Red boxes, covers and extensions for dedicated life safety alarm circuits

COMPLIANCE

- UL LISTED
- All RACO UL listed steel boxes are acceptable for use in 2 hr. fire rated floor-ceiling and roof-ceiling assemblies, as well as 2 hr. fire rated bearing and non-bearing wood stud and steel stud walls. For additional information consult Fire Resistance Ratings ANSI/UL 263, Sec. III-6.
- 600V Per U.L. 514-A, suitable for use without a bonding jumper in circuits up to 600 volts

CAT. #	DESCRIPTION	CUBIC IN. (CM³)	KNOCKOUTS		STD. PKG.	BAR CODE
			SIDES CONDUIT	BOTTOM CONDUIT		
4" Square Box, 2-1/8" Deep – *Welded with Conduit KO's*						
236	600V, FM, Flush	30.3 (496.5)	(6) 3/4"	(1) 1/2", (4) 3/4"	25	IIIIIIII
235	600V, TS, Flush	30.3 (496.5)	(6) 1/2", (3) TKO	(3) 1/2", (2) TKO	25	—
8235	TS, Flush,	30.3 (496.5)	(6) 1/2", (3) TKO	(3) 1/2", (2) TKO	25	IIIIIIII
251	B Flush	30.3 (496.5)	(6) 1/2", (3) TKO	(3) 1/2", (2) TKO	25	—
232H	Raised Ground, 8" #12 Solid Copper Pigtail, UBS, HM	30.3 (496.5)	(8) 1/2", (4) TKO	(2) 1/2", (2) TKO	25	—
232HS	Raised Ground, 10" #12 Stranded Copper Pigtail, UBS, HM	30.3 (496.5)	(8) 1/2", (4) TKO	(2) 1/2", (2) TKO	25	—
232HWP	Raised Ground, UBS, HM	30.3 (496.5)	(8) 1/2", (4) TKO	(2) 1/2", (2) TKO	25	—
8232HWP	Raised Ground, UBS, HM	30.3 (496.5)	(8) 1/2", (4) TKO	(2) 1/2", (2) TKO	25	IIIIIIII
232M	600V, Raised Ground, 8" #12 Solid Copper Pigtail, UBS, HM	30.3 (496.5)	(8) 1/2", (4) TKO	(2) 1/2", (2) TKO	25	—
232F	600V, Raised Ground 8" #12 Solid Copper Pigtail, UBS	30.3 (496.5)	(8) 1/2", (4) TKO	(2) 1/2", (2) TKO	25	—
238	BOX-LOC®, MS, Flush, Provided with Far-side support (part #978)	30.3 (496.5)	(6) 1/2", (3) TKO	(3) 1/2", (2) TKO	25	IIIIIIII
911-4	FM Bracket, Painted Red	30.3 (496.5)	(6) 1/2", (3) TKO	(3) 1/2", (2) TKO	25	—

SEE END OF SECTION (PG A78) FOR DETAILED DRAWINGS »

4" SQUARE PLENUM BOXES AND COVER

226

231PL

239

203PL

762

125PL

165PL

722PL

257PL

258PL

259PL*

264PL

265PL

250PL

832PL

CAT. #	DESCRIPTION	CU. IN. (CM³)	AIR-TIGHT KNOCKOUTS SIDES CONDUIT	AIR-TIGHT KNOCKOUTS BOTTOM CONDUIT	STD. PKG.	BAR CODE
4" Square Plenum Box and Covers						
226	1-1/2" deep box	21	(8) 1/2", (4) 3/4"	(3) 1/2", (2) 3/4"	50	IIIIIIII
231PL	2-1/8" deep box	30.3	(8) 3/4"	(3) 1/2", (2) 3/4"	25	—
239	2-1/8" deep box	30.3	(8) 1/2", (4) 3/4"	(3) 1/2", (2) 3/4"	25	IIIIIIII
203PL	1-1/2" deep extension 4" sq. boxes	21	(8) 1/2", (4) 3/4"	—	50	—
762	Gasketed blank cover for 4" sq. boxes	—	—	—	50	IIIIIIII
4" Octagon Plenum Boxes and Covers						
125PL	1-1/2" deep box	15.5	(4) 1/2"	(5) 1/2"	50	—
165PL	2-1/8" deep box	21.5	(2) 1/2", (2) 3/4"	(3) 1/2", (2) 3/4"	25	—
722PL	Gasketed blank cover for 4" octagon box	—	—	—	25	—
4-11/16" Square Plenum Boxes and Covers						
257PL	2-1/8" deep box	42	(8) 1/2", (4) 3/4"	(3) 1/2", (2) 3/4"	25	—
258PL	2-1/8" deep box	42	(8) 1"	(3) 1/2", (2) 3/4"	25	—
259PL*	2-1/8" deep box	42	(4) 1", (4) 1-1/4"	(3) 1/2", (2) 3/4"	25	—
264PL	2-1/8" deep box	42	(12) 3/4"	(3) 1/2", (2) 3/4"	25	—
265PL	2-1/8" deep box	42	(6) 3/4", (4) 1"	(3) 1/2", (2) 3/4"	25	—
250PL	1-1/2" deep extension 4-11/16" sq. box	30	(8) 1/2", (4) 3/4"	—	25	—
832PL	Gasketed blank cover for 4-11/16" sq. box	—	—	—	25	—

** Not UL Rated*

APPLICATIONS

- RACO® Plenum boxes are used in above-ceiling applications where air-tight enclosures are required

PRODUCT FEATURES

- To maintain plenum seal, RACO Plenum Boxes do not provide ground screw holes
- Cover gasket is PVC foam material
- Air-tight Knockouts

COMPLIANCE

- UL LISTED

SEE END OF SECTION (PG A78) FOR DETAILED DRAWINGS »

3-3/4" SQUARE BOXES – WELDED WITH CONDUIT KO'S

256

911-2

255

911-1

APPLICATIONS

- RACO® Red boxes and covers allow inspector or building owner to immediately identify alarm/fire or life safety systems

PRODUCT FEATURES

- 3-3/4" opening in wall allows for margin of error when using a 4" square cover
- Accepts all 4" square covers and mudrings
- Red boxes, covers and extensions for dedicated life safety alarm circuits

COMPLIANCE

- UL LISTED

CAT. #	DESCRIPTION	CUBIC INCHES (CM3)	KNOCKOUTS		STD. PKG.	BAR CODE
			SIDES CONDUIT	BOTTOM CONDUIT		
3-3/4" Square Large Capacity Boxes, 3-1/2" Deep – *Welded with Conduit KO's*						
256		45.0 (737.4)	(12) 1/2"-3/4" Concentric	(4) 1/2"-3/4" Concentric	25	IIIIIIII
911-2	Painted Red	45.0 (737.4)	(12) 1/2"-3/4" Concentric	(4) 1/2"-3/4" Concentric	25	—
3-3/4" Square Large Capacity Bracketed Boxes, 3-1/2" Deep – *Welded with Conduit KO's*						
255	FM Bracket	45.0 (737.4)	(10) 1/2"-3/4" Concentric	(4) 1/2"-3/4" Concentric	10	IIIIIII
911-1	FM Bracket, Painted Red	45.0 (737.4)	(10) 1/2"-3/4" Concentric	(4) 1/2"-3/4" Concentric	10	—

SEE END OF SECTION (PG A78) FOR DETAILED DRAWINGS »

4" SQUARE BOXES – WELDED WITH ARMORED CABLE / METAL CLAD / FLEX CLAMPS

213, 8213



213HWP



224

218, 8218



229 BOX-LOC®

CAT. #	DESCRIPTION	CUBIC INCHES (CM3)	KNOCKOUTS CABLE PRIOUTS	KNOCKOUTS SIDES CONDUIT	KNOCKOUTS BOTTOM CONDUIT	STD. PKG.	BAR CODE
4" Square Box, 1-1/2" Deep – *Welded with Armored Cable/Metal Clad/Flex Clamps*							
213	600V	21.0 (344.1)	4	(4) 1/2", (2) TKO	(1) 1/2"	50	—
8213	600V	21.0 (344.1)	4	(4) 1/2", (2) TKO	(1) 1/2"	50	IIIIIIIII
4" Square Bracketed Box, 1-1/2" Deep – *Welded with Armored Cable/Metal Clad/Flex Clamps*							
213HWP	600V, HM, UBS	21.0 (344.1)	4	(4) 1/2", (2) TKO	(1) 1/2"	20	—
224	600V, B, Flush	21.0 (344.1)	4	(2) 1/2", (1) TKO	(1) 1/2"	25	—
218	600V, FS, Flush	21.0 (344.1)	4	(2) 1/2", (1) TKO	(1) 1/2"	25	—
8218	600V, FS, Flush	21.0 (344.1)	4	(2) 1/2", (1) TKO	(1) 1/2"	25	IIIIIIIII
229	600V, BOX-LOC®, (MS) Flush, Provided with Far-side support (part #978)	21.0 (344.1)	4	(2) 1/2"	(1) 1/2"	25	IIIIIIIII

APPLICATIONS

- RACO® Boxes are installed in walls or ceilings for lighting fixtrues, switches or receptacles
- Square boxes are used where multiple conductor runs are split into two or more directions to bring power to a number of electrical devices

PRODUCT FEATURES

- Reference the Box Selection section in the front of this catalog for complete description of bracket types and features
- BOX-LOC® (MS) Bracket Box is a snap to install. Place the bracket on the open side of the stud first. Slots in the bracket engage the lip of the stud and actually crimp it as you press the bracket on the stud, quickly locking it in place
- UBS Support - Welded to box, preset bend points to work with wall thickness 2-1/2" to 6"
- Combination screw heads provide for faster installation
- TKO® Knockouts offer greater flexibility with RACO patented combination 1/2" and 3/4" knockout

COMPLIANCE

- UL LISTED
- All RACO UL listed steel boxes are acceptable for use in 2 hr. fire rated floor-ceiling and roof-ceiling assemblies, as well as 2 hr. fire rated bearing and non-bearing wood stud and steel stud walls. For additional information consult Fire Resistance Ratings ANSI/UL 263, Sec. III-6.
- 600V Per U.L. 514-A, suitable for use without a bonding jumper in circuits up to 600 volts

SEE END OF SECTION (PG A78) FOR DETAILED DRAWINGS »

4" SQUARE BOXES – WELDED WITH ARMORED CABLE / METAL CLAD / FLEX CLAMPS

248

241, 8241



249

248HWP

243 BOX-LOC®

APPLICATIONS

- RACO® Boxes are installed in walls or ceilings for lighting fixtrues, switches or receptacles
- Square boxes are used where multiple conductor runs are split into two or more directions to bring power to a number of electrical devices

PRODUCT FEATURES

- Reference the Box Selection section in the front of this catalog for complete description of bracket types and features
- BOX-LOC® (MS) Bracket Box is a snap to install. Place the bracket on the open side of the stud first. Slots in the bracket engage the lip of the stud and actually crimp it as you press the bracket on the stud, quickly locking it in place
- Combination screw heads provide for faster installation
- TKO® knockouts offer greater flexibility with RACO patented combination 1/2" and 3/4" knockout

COMPLIANCE

- UL LISTED
- All RACO UL listed steel boxes are acceptable for use in 2 hr. fire rated floor-ceiling and roof-ceiling assemblies, as well as 2 hr. fire rated bearing and non-bearing wood stud and steel stud walls. For additional information consult Fire Resistance Ratings ANSI/UL 263, Sec. III-6.
- 600V Per U.L. 514-A, suitable for use without a bonding jumper in circuits up to 600 volts

CAT. #	DESCRIPTION	CUBIC INCHES (CM3)	KNOCKOUTS			STD. PKG.	BAR CODE
			CABLE PRIOUTS	SIDES CONDUIT	BOTTOM CONDUIT		
4" Square Box, 2-1/8" Deep – *Welded with Armored Cable/Metal Clad/Flex Clamps*							
248	600V	30.3 (496.5)	4	(4) 1/2", (2) TKO	(1) 1/2"	25	IIIIIIII
4" Square Bracketed Box, 2-1/8" Deep – *Welded with Armored Cable/Metal Clad/Flex Clamps*							
241	600V, TS, Flush	30.3 (496.5)	4	(2) 1/2", (1) TKO	(1) 1/2"	25	—
8241	600V, TS, Flush	30.3 (496.5)	4	(2) 1/2", (1) TKO	(1) 1/2"	25	IIIIIIII
249	600V, B, Flush	30.3 (496.5)	4	(2) 1/2", (1) TKO	(1) 1/2"	25	—
248HWP	600V, HM Bracket, UBS	30.3 (496.5)	4	(2) 1/2", (1) TKO	(1) 1/2"	25	IIIIIIII
243	600V, BOX-LOC®, (MS) Flush, Provided w/Far-side support (part #978)	30.3 (496.5)	4	(2) 1/2", (1) TKO	(1) 1/2"	25	IIIIIIII

SEE END OF SECTION (PG A78) FOR DETAILED DRAWINGS »

4" SQUARE STAB-IT® BOXES – WELDED WITH ARMORED CABLE / METAL CLAD / FLEX CLAMPS



APPLICATION

- For any job where flexible armored cable is being used.

PRODUCT FEATURES

- Designed for quick installation of flex, MC, MCI, MCI-A, AC, and HCF Cable. Refer to STAB-iT chart on page A-7
- Accepts cable sizes from 14/2 up to 10/3 for most cable types
- Each STAB-iT connector accommodates two cables
- Pre-installed 8" solid #12 pigtail for faster installation

COMPLIANCE

- UL LISTED
- All RACO UL listed steel boxes are acceptable for use in 2 hr. fire rated floor-ceiling and roof-ceiling assemblies, as well as 2 hr. fire rated bearing and non-bearing wood stud and steel stud walls. For additional information consult Fire Resistance Ratings ANSI/UL 263, Sec. III-6

CAT. #	DESCRIPTION	CU. IN. (CM³)	CABLE PRIOUTS	KNOCKOUTS SIDES CONDUIT	KNOCKOUTS BOTTOM CONDUIT	STD. PKG.	BAR CODE
4" Square Stab-iT Box, 2-1/8" Deep – *Welded with Armored Cable/Metal Clad/Flex Clamps*							
232S*	(1) STAB-iT Connector, w/ Pigtail	30.3 (496.5)	2	(6) 1/2", (3) 1/2"-3/4" TKO	(1) 1/2", (1) 1/2"-3/4" TKO	25	IIIIIIII
232MS	(1) STAB-iT Connector, M Brkts., w/ Pigtail & UBS			(6) 1/2", (3) 1/2"-3/4" TKO	(1) 1/2", (1) 1/2"-3/4" TKO	25	IIIIIIII
232SCM*	(1) STAB-iT Connector, w/Pigtail, Cable Mgmt. Clip & UBS			(6) 1/2", (3) 1/2"-3/4" TKO	(1) 1/2", (1) 1/2"-3/4" TKO	25	IIIIIIII
232MSCM	(1) STAB-iT Connector, M Brkts., w/Pigtail, Cable Mgmt. Clip & UBS			(6) 1/2", (3) 1/2"-3/4" TKO	(1) 1/2", (1) 1/2"-3/4" TKO	25	IIIIIIII
232MSHF	(1) STAB-iT Connector, M Brkts., w/Pigtail & heavy duty UBS			(6) 1/2", (3) 1/2"-3/4" TKO	(1) 1/2", (1) 1/2"-3/4" TKO	25	IIIIIIII
232MSCMHF	(1) STAB-iT Connector, M Brkts., w/Pigtail, Cable Mgmt. Clip & heavy duty UBS			(6) 1/2", (3) 1/2"-3/4" TKO	(1) 1/2", (1) 1/2"-3/4" TKO	25	IIIIIIII
244S	(2) STAB-iT Connectors on top, w/Pigtail		4	(6) 1/2", (3) 1/2"-3/4" TKO	(1) 1/2", (1) 1/2"-3/4" TKO	25	IIIIIIII
244SCM	(2) STAB-iT Connectors on top, w/Pigtail & Cable Mgmt.Clips			(6) 1/2", (3) 1/2"-3/4" TKO	(1) 1/2", (1) 1/2"-3/4" TKO	25	IIIIIIII
244MS	(2) STAB-iT Connectors, Connectors on top, M Brkts., w/Pigtail			(6) 1/2", (3) 1/2"-3/4" TKO	(1) 1/2", (1) 1/2"-3/4" TKO	25	IIIIIIII
244MSHF	(2) STAB-iT Connectors on top, M brkts., w/Pigtail, & heavy duty UBS			(6) 1/2", (3) 1/2"-3/4" TKO	(1) 1/2", (1) 1/2"-3/4" TKO	25	IIIIIIII
244MSCM	(2) STAB-iT Connectors on top, M Brkts., w/Pigtail & UBS			(6) 1/2", (3) 1/2"-3/4" TKO	(1) 1/2", (1) 1/2"-3/4" TKO	25	IIIIIIII
244MSCMHF	(2) STAB-iT Connectors on top, H Brkt., w/Pigtail, Cable Mgmt. Clips & heavy duty UBS			(6) 1/2", (3) 1/2"-3/4" TKO	(1) 1/2", (1) 1/2"-3/4" TKO	25	IIIIIIII
248S	(2) STAB-iT Connectors, w/ Pigtail			(4) 1/2", (1) 1/2"-3/4" TKO	(1) 1/2"	25	IIIIIIII
248HS	(2) STAB-iT Connectors, H Brkt., w/Pigtail & UBS			(4) 1/2", (1) 1/2"-3/4" TKO	(1) 1/2"	25	IIIIIIII
248MSHF	(2) STAB-iT Connectors, M Brkts., w/ Pigtail & heavy duty UBS			(4) 1/2", (1) 1/2"-3/4" TKO	(1) 1/2"	25	IIIIIIII
248MS	(2) STAB-iT Connectors, M Brkts., w/ Pigtail			(4) 1/2", (1) 1/2"-3/4" TKO	(1) 1/2"	25	IIIIIIII

** cULus Listed. All other models are UL Listed.*

For information on UBS and heavy duty UBS see page A30.

SEE END OF SECTION (PG A78) FOR DETAILED DRAWINGS »

SQUARE BOXES AND COVERS

4" SQUARE BOXES – WELDED WITH NONMETALLIC SHEATHED CABLE CLAMPS

211, 8211

223



225

228 BOX-LOC®

242

240, 8240

APPLICATIONS

- RACO® Boxes are installed in walls or ceilings for lighting fixtrues, switches or receptacles
- Square boxes are used where multiple conductor runs are split into two or more directions to bring power to a number of electrical devices

PRODUCT FEATURES

- Reference the Box Selection section in the front of this catalog for complete description of bracket types and features
- BOX-LOC® (MS) Bracket Box is a snap to install. Place the bracket on the open side of the stud first. Slots in the bracket engage the lip of the stud and actually crimp it as you press the bracket on the stud, quickly locking it in place
- Combination screw heads provide for faster installation
- TKO® knockouts offer greater flexibility with RACO patented combination 1/2" and 3/4" knockout

CAT. #	DESCRIPTION	CUBIC INCHES (CM³)	KNOCKOUTS			STD. PKG.	BAR CODE
			CABLE PRIOUTS	SIDES CONDUIT	BOTTOM CONDUIT		
4" Square Box, 1-1/2" Deep – *Welded with Nonmetallic Sheathed Cable Clamps*							
211	600V	21.0 (344.1)	4	(4) 1/2", (2) TKO	(1) 1/2"	50	—
8211	600V	21.0 (344.1)	4	(4) 1/2", (2) TKO	(1) 1/2"	50	IIIIIIII
223	600V, FS, Flush	21.0 (344.1)	4	(2) 1/2", (1) TKO	(1) 1/2"	25	IIIIIIII
225	600V, B, Flush	21.0 (344.1)	4	(2) 1/2", (1) TKO	(1) 1/2"	25	—
228	600V, BOX-LOC®, (MS) Flush, Provided w/Far-side support (part #978)	21.0 (344.1)	4	(2) 1/2" (1) TKO	(1) 1/2"	25	IIIIIIII
4" Square Box, 2-1/8" Deep – *Welded with Nonmetallic Sheathed Cable Clamps*							
242	600V	30.3 (496.5)	4	(4) 1/2", (2) TKO	(1) 1/2"	25	—
240	600V, TS, Flush	30.3 (496.5)	4	(2) 1/2", (1) TKO	(1) 1/2"	25	—
8240	600V, TS, Flush	30.3 (496.5)	4	(2) 1/2", (1) TKO	(1) 1/2"	25	IIIIIIII

COMPLIANCE

- UL LISTED
- All RACO UL listed steel boxes are acceptable for use in 2 hr. fire rated floor-ceiling and roof-ceiling assemblies, as well as 2 hr. fire rated bearing and non-bearing wood stud and steel stud walls. For additional information consult Fire Resistance Ratings ANSI/UL 263, Sec. III-6.
- 600V Per U.L. 514-A, suitable for use without a bonding jumper in circuits up to 600 volts

SEE END OF SECTION (PG A78) FOR DETAILED DRAWINGS »

4" SQUARE COVERS

752, 8752, 8752-5

753, 8753, 8753-5

754

911-8

787

774, 775, 8775
782

771, 8771, 772, 8772
773, 8773, 768, 8768

785, 786

CATALOG #	DESCRIPTION	CUBIC INCHES (CM³)	STD. PKG.	BAR CODE
4" Square Flat Covers				
752	Flat, Blank	—	50	—
8752	Flat, Blank	—	50	IIIIIIII
8752-5*	Flat, Blank	—	50	IIIIIIII
753	Flat, 1/2" KO in Center	—	50	—
8753	Flat, 1/2" KO in Center	—	50	IIIIIIII
8753-5*	Flat, 1/2" KO in Center	—	50	IIIIIIII
754	Flat, 3/4" KO in Center	—	50	—
911-8	Flat, Blank, Painted Red	—	50	IIIIIIII
4" Square Single Device Covers				
787	Flat	—	25	IIIIIIII
771	Raised 1/4"	1.5 (24.6)	100	—
8771	Raised 1/4"	1.5 (24.6)	25	IIIIIIII
782	Raised 1/2" Tile	3.5 (57.3)	25	IIIIIIII
772	Raised 1/2" Drawn	3.5 (57.3)	100	—
8772	Raised 1/2" Drawn	3.5 (57.3)	50	IIIIIIII
768	Raised 5/8"	4.5 (73.7)	50	—
8768	Raised 5/8"	4.5 (73.7)	25	IIIIIIII
773	Raised 3/4"	5.5 (90.1)	50	—
8773	Raised 3/4"	5.5 (90.1)	25	IIIIIIII
774	Raised 1"	7.5 (122.9)	25	IIIIIIII
775	Raised 1-1/4"	9.5 (115.6)	25	—
8775	Raised 1-1/4"	9.5 (115.6)	25	IIIIIIII
785	Raised 1-1/2"	11.3 (185.2)	25	—
786	Raised 2"	14.5 (237.6)	25	—

**5 Bundles of 10 – sold in carton quantities only*

APPLICATIONS

- RACO® covers are used to close an outlet box
- Raised device covers are used for mounting switches or receptacles

PRODUCT FEATURES

- Angled mounting slots compensate up to 12° for box misalignment
- Red boxes, covers and extensions for dedicated life safety alarm circuits

COMPLIANCE

- UL LISTED

SQUARE BOXES AND COVERS

4" SQUARE COVERS

791

777, 8777-0

778, 8778

769, 8769

779, 8779

780

781, 8781

795, 796

APPLICATIONS

- Raised device covers are used for mounting switches or receptacles
- Low voltage partitions may be added to conduit-type boxes to divide power from voice/data

PRODUCT FEATURES

- Angled mounting slots compensate up to 12° for box misalignment

COMPLIANCE

- UL LISTED

CATALOG #	DESCRIPTION	CUBIC INCHES (CM3)	STD. PKG.	BAR CODE
4" Square Two Device and Tile Covers				
791	Flat	—	25	IIIIIIII
777	Raised, 1/4", Drawn	3.0 (49.2)	50	—
8777-0	Raised, 1/4", Drawn	3.0 (49.2)	10	IIIIIIII
778	Raised, 1/2", Drawn	5.5 (90.1)	50	—
8778	Raised, 1/2", Drawn	5.5 (90.1)	25	IIIIIIII
769	Raised, 5/8", Drawn	7.3 (119.6)	50	—
8769	Raised, 5/8", Drawn	7.3 (119.6)	25	IIIIIIII
779	Raised, 3/4", Drawn	8.8 (144.2)	50	—
8779	Raised, 3/4", Drawn	8.8 (144.2)	25	IIIIIIII
780	Raised, 1", Drawn	12.0 (196.6)	25	IIIIIIII
781	Raised, 1-1/4", Drawn	15.0 (245.8)	25	—
8781	Raised, 1-1/4", Drawn	15.0 (245.8)	25	IIIIIIII
795	Raised, 1-1/2", Welded	15.5 (253.9)	25	—
796	Raised, 2", Welded	20.5 (335.9)	25	—

ADJUSTABLE MUD RINGS





768AMR



769AMR



822AMR

756AMR

CATALOG #	DESCRIPTION	STD. PKG.	BAR CODE
Adjustable Mud Rings			
768AMR	1-gang Adjustable Mud Ring for 4" sq. boxes	25	IIIIIIII
769AMR	2-gang Adjustable Mud Ring for 4" sq. boxes	25	IIIIIIII
822AMR	3-gang Adjustable Round Mud Ring for 942 box	10	IIIIIIII
756AMR	Adjustable Round Mud Ring for 4" sq. boxes	25	IIIIIIII

APPLICATIONS

- Maintain code-compliant installations in hospitals, health care and multi-family applications. Great for use with ceramic tile

PRODUCT FEATURES

- 1/2" to 1-3/8" adjustability range
- Depth adjusted by 2 screws located on opposite sides
- Adjustment screws are clearly visible and accessible even after device is installed
- All screws are inside of ring eliminating damage from router
- Design allows 2-gang cover to be installed without removing box screws
- For use with 2-1/8" deep boxes only

COMPLIANCE

- c UL us LISTED

SQUARE BOXES AND COVERS

STUD MOUNT MUD RINGS



772B



768B



773B



778B



769B



779B

APPLICATIONS

- RACO Stud-Mount Mud Rings provide secure support for 4" square boxes and feature a built-in mud ring.

PRODUCT FEATURES

- Rigid bracket design eliminates the need for far-side support
- Ability to eliminate electrical boxes in low-voltage installations
- Can be installed from both sides of steel studs
- Positive Posting Tabs ensure consistent alignment on stud
- Center window for accurate positioning
- Works with all box depths and stud sizes with no adjustment required
- Mounts quickly and easily to face of stud

COMPLIANCE

- UL LISTED

CATALOG #	DESCRIPTION	WT. LBS. PER 100	CUBIC INCHES	STD. PKG.	BAR CODE
4" Stud Mount Mud Rings					
772B	One Device Raised 1/2"	42	3.5	25	IIIIIIII
768B	One Device Raised 5/8"	44	4.5	25	IIIIIIII
773B	One Device Raised 3/4"	47	5.5	25	IIIIIIII
778B	Two Device Raised 1/2"	37	5.5	20	IIIIIIII
769B	Two Device Raised 5/8"	40	7.3	20	IIIIIIII
779B	Two Device Raised 3/4"	42	8.8	20	IIIIIIII

HINGED ADJUSTABLE MUD RINGS





NEW!

SAVES TIME AND IMPROVES PRODUCTIVITY

768HAMR



769HAMR



843HAMR



818HAMR

CATALOG #	DESCRIPTION	STD. PKG.	BAR CODE
Hinged Adjustable Mud Rings for 4" Square Boxes			
768HAMR	1-Gang Hinged Adjustable Mud Ring	25	IIIIIIII
769HAMR	2-Gang Hinged Adjustable Mud Ring	25	IIIIIIII
Hinged Adjustable Mud Rings for 4-11/16" Square Boxes			
843HAMR	1-Gang Hinged Adjustable Mud Ring	25	IIIIIIII
818HAMR	2-Gang Hinged Adjustable Mud Ring	25	IIIIIIII

APPLICATIONS

- Maintain code-compliant installations in hospitals, health care and multi-family applications. Perfect for boxeds mounted behind drywall or ceramic tile.

PRODUCT FEATURES

- 1/2" to 1-3/8" adjustability range
- Available for 4" square and 4-11/16" square boxes
- 1-Gang and 2-Gang versions
- Hinged design allows easy and quick access to install conduit connectors and wiring
- Adjustment screws are clearly visible and accessible even after device is installed
- Unique design allows for mud ring to be opened in the field
- Design allows 2-gang cover to be installed without removing box screws
- For use with 2-1/8" deep boxes

COMPLIANCE

- UL LISTED

HINGED MUD RINGS



772H

768H

773H



778H

769H



779H

CATALOG #	DESCRIPTION	STD. PKG.	BAR CODE
Hinged Mud Rings for 4" Square Boxes			
772H	1-Gang Hinged Mud Ring 1/2" raised	25	IIIIIIII
768H	1-Gang Hinged Mud Ring 5/8" raised	25	IIIIIIII
773H	1-Gang Hinged Mud Ring 3/4" raised	25	IIIIIIII
778H	2-Gang Hinged Mud Ring 1/2" raised	25	IIIIIIII
769H	2-Gang Hinged Mud Ring 5/8" raised	25	IIIIIIII
779H	2-Gang Hinged Mud Ring 3/4" raised	25	IIIIIIII

APPLICATIONS

- Perfect for boxes mounted behind drywall or ceramic tile in commercial or residential applications

PRODUCT FEATURES

- Unique design allows for mud ring to be opened in the field
- Hinged design allows for easy and quick access to install conduit connectors and wiring
- Accepts all standard devices
- 2-gang versions accept low voltage partitions

COMPLIANCE

- UL LISTED

4" SQUARE PARTITIONS



706RAC, 707RAC



708, 709

CAT. #	DESCRIPTION	STD. PKG.	BAR CODE
Low Voltage Partitions for 1-1/2" Depth Boxes and 2-Device Covers			
706RAC	Fits 1/4", 1/2", 3/4" or 1" Cover Depth *(#777, 778, 8778, 779, 8779, 780)*	25	—
708	Fits 1-1/4", 1-1/2" or 2" Cover Depth *(#781, 8781, 795, 796)*	25	—
Low Voltage Partitions* for 2-1/8" Depth Boxes and 2-Device Covers			
707RAC	Fits 1/4", 1/2", 3/4" or 1" Cover Depth *(#777, 778, 8778, 779, 8779, 780)*	25	—
709	Fits 1-1/4", 1-1/2" or 2" Cover Depth *(#781, 8781, 795, 796)*	25	—

Boxes, covers, and partitions must be ordered separately.
For 1-1/2" and 2-1/8" deep boxes with 5/8" cover, partition not available.
Partitions are usable but not UL listed for 4-11/16" sq. box.

APPLICATIONS

- Low voltage partitions may be added to conduit-type boxes to divide power from voice/data
- Must be used with raised covers

PRODUCT FEATURES

- Partition divides 4" square boxes into two compartments
- Use with two-device covers which have a slot for the partition
- Partition is scored so it can be broken at the proper depth of box and cover combination
- Helpful hint: Assemble the box with the partition in place before breaking off at the scored tab. This will prevent you from breaking off more tab than needed

4" SQUARE FIXTURE COVERS

756-759, 767, 8756, 8767

897KH

CAT. #	DESCRIPTION	CUBIC INCHES (CM³)	RECOMMENDED MAX. LOADS		STD. PKG.	BAR CODE
			CEILING FAN (DYNAMIC) LBS.	FIXTURE (STATIC) LBS.		
4" Square Fixture Covers						
767	Raised, 1/2" Open, Ears 2-3/4" O.C.	3.0 (49.2)	No	50	25	—
8767	Raised, 1/2" Open, Ears 2-3/4" O.C.	3.0 (49.2)	No	50	25	IIIIIIII
756	Raised, 5/8" Open, Ears 2-3/4" O.C.	4.0 (65.5)	No	50	100	—
8756	Raised, 5/8" Open, Ears 2-3/4" O.C.	4.0 (65.5)	No	50	25	IIIIIIII
759	Raised, 3/4" Open, Ears 2-3/4" O.C.	5.0 (81.9)	No	50	25	IIIIIIII
757	Raised, 1" Open, Ears 2-3/4" O.C.	6.8 (111.4)	No	50	25	IIIIIIII
758	Raised, 1-1/4" Open, Ears 2-3/4" O.C.	8.5 (139.3)	No	50	25	—
4" Square Swivel Fixture Covers						
897KH	KWIK-HANG® for 4" Sq. Boxes, 1/2" or 3/4" Pipe	—	No	50	25	IIIIIIII

APPLICATIONS

- Raised fixture covers are used where fixtures will be installed

PRODUCT FEATURES

- Angled mounting slots compensate up to 12° for box misalignment
- Swivel covers restricted to 20° swing from vertical
- KWIK-HANG® 897KH allows easy installation of high bay lighting fixtures. Fixture rests in position while wiring is completed

COMPLIANCE

- UL LISTED

SQUARE BOXES AND COVERS

4" SQUARE EXPOSED WORK COVERS

800C

801C

803C

804C

805C

806C

807C

808C

808U

809C

809U

810C

811C

811U

812C

813C

814C

831C

902C

906C

907C

915C

APPLICATIONS

- RACO® surface covers are used to support switches or receptacles in areas where the box is surface mounted or positioned in exposed work applications

PRODUCT FEATURES

- Exposed work covers include screws and nuts where required
- RACO® Exposed work covers meet the requirements of the 2020 NEC Article 250.146 (A). No bonding jumper is required for covers with:
  (1) Crushed corners
  (2) Two or more device attachment fasteners that are permanent with thread-locking, screws, or nut-locking means
  (3) Insulating retaining washer removed for at least one device attachment screw

COMPLIANCE

- c UL us LISTED

CATALOG #	DESCRIPTION	CUBIC IN. (CM3)	STD. PKG.	BAR CODE
4" Square, Crushed Corner Covers – *Raised 1/2"*				
800C	1 Toggle Switch	6.5 (106.5)	10	IIIIIIII
801C	1 Receptacle 1.406" Dia.	6.5 (106.5)	10	IIIIIIII
803C	2 Toggle Switches	6.5 (106.5)	10	IIIIIIII
804C	Blank, No Holes	6.5 (106.5)	10	IIIIIIII
805C	1 Toggle Switch and 1 Receptacle 1.406" Dia.	6.5 (106.5)	10	IIIIIIII
806C	1 Duplex and 1 Receptacle 1.406" Dia.	6.5 (106.5)	10	IIIIIIII
807C	2 Receptacles 1.406" Dia.	6.5 (106.5)	10	IIIIIIII
808C	1 GFCI	6.5 (106.5)	10	IIIIIIII
809C	2 GFCI	6.5 (106.5)	10	IIIIIIII
810C	30A-50A Receptacle 2.141" Dia.	6.5 (106.5)	10	IIIIIIII
811C	30A Locking 1.719" Dia.	6.5 (106.5)	10	IIIIIIII
812C	20A Receptacle 1.620" Dia.	6.5 (106.5)	10	IIIIIIII
813C	30-60A Receptacle 2.625" Dia.	6.5 (106.5)	10	IIIIIIII
814C	1 GFCI and 1 Toggle Switch	6.5 (106.5)	10	IIIIIIII
831C	1 Duplex, 1 20A, 1.620" Dia.	6.5 (106.5)	10	IIIIIIII
902C	1 Duplex Receptacle	6.5 (106.5)	10	IIIIIIII
906C	1 Duplex Receptacle and 1 Toggle Switch	6.5 (106.5)	10	IIIIIIII
907C	2 Duplex Receptacles	6.5 (106.5)	10	IIIIIIII
915C	1 GFCI and 1 Duplex Receptacle	6.5 (106.5)	10	IIIIIIII
4" Square, Universal Crushed Corner Covers – *Raised 1/2", Insert Plates*				
808U	Universal for 1 Device: 1 GFCI, 1 Duplex, 1 Toggle	6.5 (106.5)	10	IIIIIIII
809U	Universal for 2 Devices: 2 GFCI, 2 Duplex or 2 Toggle	6.5 (106.5)	10	IIIIIIII
811U	Universal for 1 Round Device: 1.405" Dia. Hole, 1.620" Dia. Hole, 1.709" Dia. Hole	6.5 (106.5)	10	IIIIIIII

4-11/16" SQUARE BOXES AND EXTENSION RINGS – DRAWN WITH CONDUIT KO'S

245

246

247

250

262

CAT. #	DESCRIPTION	CUBIC INCHES (CM3)	KNOCKOUTS SIDES CONDUIT	KNOCKOUTS BOTTOM CONDUIT	STD. PKG.	BAR CODE
4-11/16" Square Boxes, 1-1/2" Deep – *Drawn with Conduit KO's*						
245	—	29.5 (483.4)	(12) 1/2"	(3) 1/2", (2) 3/4"	25	—
246	—	29.5 (483.4)	(10) 3/4"	(3) 1/2", (2) 3/4"	25	—
247	—	29.5 (483.4)	(8) 1/2", (4) 3/4"	(3) 1/2", (2) 3/4"	25	—
4-11/16" Square Extension Rings – *Drawn with Conduit KO's*						
250	1-1/2" Depth	29.5 (483.4)	(8) 1/2", (4) 3/4"	—	25	—
262	2-1/8" Depth	43.0 (704.6)	(8) 1/2", (4) 3/4"	—	25	IIIIIIII

APPLICATIONS

- RACO® 4-11/16" Boxes are used for a wide variety of industrial applications where larger sized conductors or wiring devices are needed and more volume is required
- Drawn boxes are ideal for exposed work applications (surface mounted wiring)
- RACO® Extension rings provide a means for adding cubic capacity or as an outlet box for surface conduit

PRODUCT FEATURES

- Combination screw heads provide for faster installation

COMPLIANCE

- UL LISTED

SEE END OF SECTION (PG A79) FOR DETAILED DRAWINGS »

SQUARE BOXES AND COVERS

STAB-iT® II

4-11/16" SQUARE BOXES

252S 252SCM 252MS 252MSCM 252MSCMHF 252MSHF 254S 254SCM

APPLICATION

- For any job where flexible armored cable is being used
- Ideal for pre-fab

PRODUCT FEATURES

- Accepts larger cable, including PC-PCS luminaire cables for smart building applications
- 3 times faster than traditional connectors
- Each STAB-iT connector accommodates three cables
- Available with built-in cable management clip, offering first means of support
- Available with "M" brackets for stud mounting
- Pre-installed 8" solid #12 pigtail for faster
- Suitable for use without a bonding jumper in circuits up to 600 volts
- Improved design allows each cable to easily be removed, allows connector to be reused

COMPLIANCE

- UL LISTED



New, Heavy Duty UBS (987), accommodates 2.5" - 6" stud depths featured on models ending in HF

All models with an "M" or "H" after the 3 digit number feature RACO's Uninversal Box Support. This excludes part numbers ending with "HF"

CAT. #	DESCRIPTION	CUBIC INCHES (CM³)	KNOCKOUTS			STD. PKG.	BAR CODE
			CABLE PRIOUTS	SIDES CONDUIT	BOTTOM CONDUIT		
4-11/16" Square STAB-iT® Box, 2-1/8" Deep – *Welded with Armored Cable/Metal Clad/Flex Clamps*							
252S*	(1) *STAB-iT II* Connector, w/Pigtail	42.0 (688.3)	3	(9) 1/2"-3/4", (1) 3/4"-1" TKO	(1) 1/2", (1) 1/2"-3/4" TKO	25	IIIIIIII
252SCM*	(1) *STAB-iT II* Connector, w/Pigtail, & Cable Mgmt. Clip			(9) 1/2"-3/4", (1) 3/4"-1" TKO	(1) 1/2", (1) 1/2"-3/4" TKO	25	IIIIIIII
252MS*	(1) *STAB-iT II* Connector, M brkts., w/Pigtail & UBS			(9) 1/2"-3/4", (1) 3/4"-1" TKO	(1) 1/2", (1) 1/2"-3/4" TKO	25	IIIIIIII
252MSCM*	(1) *STAB-iT II* Connector, M brkts., w/Pigtail, Cable Mgmt. Clip & UBS			(9) 1/2"-3/4", (1) 3/4"-1" TKO	(1) 1/2", (1) 1/2"-3/4" TKO	25	IIIIIIII
252MSCMHF	(1) *STAB-iT II* Connector, M brkts., w/Pigtail, Cable Mgmt. Clip & heavy duty UBS			(9) 1/2"-3/4", (1) 3/4"-1" TKO	(1) 1/2", (1) 1/2"-3/4" TKO	25	IIIIIIII
252MSHF	(1) *STAB-iT II* Connector, M brkts., w/pigtail & heavy duty UBS			(9) 1/2"-3/4", (1) 3/4"-1" TKO	(1) 1/2", (1) 1/2"-3/4" TKO	25	IIIIIIII
254S*	(2) *STAB-iT II* Connectors on top, w/pigtail		6	(8) 1/2"-3/4" TKO	(1) 1/2", (1) 1/2"-3/4" TKO	25	IIIIIIII
254SCM*	(2) *STAB-iT II* Connectors on top, w/Pigtail, Cable Mgmt. Clips & UBS			(8) 1/2"-3/4" TKO	(1) 1/2", (1) 1/2"-3/4" TKO	25	IIIIIIII
987	Heaby duty Universal Box Support (UBS)	—		—		25	IIIIIIII

** cULus Listed. All other models are UL Listed.*

SEE END OF SECTION (PG A79) FOR DETAILED DRAWINGS »

4-11/16" SQUARE BOXES – WELDED WITH CONDUIT KO'S

257, 8257, 8257SP

258

259

265, 8265, 8265SP

911-12

257SM



258SM

257F

257HWP

257H, 257HS

257M

254



266 BOX-LOC®

CAT. #	DESCRIPTION	CUBIC INCHES (CM³)	KNOCKOUTS SIDES CONDUIT	KNOCKOUTS BOTTOM CONDUIT	STD. PKG.	BAR CODE
4-11/16" Square Boxes, 2-1/8" Deep – *Welded with Conduit KO's*						
257	600V, Raised Ground	42.0 (688.2)	(12) TKO	(1) 1/2", (3) TKO	25	—
8257	600V, Raised Ground	42.0 (688.2)	(12) TKO	(1) 1/2", (3) TKO	25	IIIIIIII
8257SP	600V, Raised Ground	42.0 (688.2)	(12) TKO	(1) 1/2", (3) TKO	20	IIIIIIII
258	600V, Raised Ground	42.0 (688.2)	(8) 1"	(1) 1/2", (3) TKO	25	—
259*	600V, Raised Ground	42.0 (688.2)	(6) 1-1/4"	(1) 1/2", (3) TKO	25	—
265	600V, Raised Ground	42.0 (688.2)	(4) 3/4", (4) 1"	(1) 1/2", (3) TKO	25	—
8265	600V, Raised Ground	42.0 (688.2)	(4) 3/4", (4) 1"	(1) 1/2", (3) TKO	25	IIIIIIII
8265SP	600V, Raised Ground	42.0 (688.2)	(4) 3/4", (4) 1"	(1) 1/2", (3) TKO	20	IIIIIIII
911-12	600V, Raised Ground, Painted Red	42.0 (688.2)	(12) TKO	(1) 1/2", (3) TKO	25	—
257SM	600V, Raised Ground, 10" #12 Stranded Copper Pigtail	42.0 (688.2)	(12) TKO	(1) 1/2" (3) TKO	25	IIIIIIII
258SM	600V, Raised Ground, 10" #12 Stranded Copper Pigtail	42.0 (688.2)	(8) 1"	(1) 1/2" (3) TKO	25	IIIIIIII
257F	600V, Raised Ground, 8" #12 Solid Copper Pigtail, UBS	42.0 (688.2)	(12) TKO	(1) 1/2" (3) TKO	20	—
4-11/16" Square Bracketed Boxes, 2-1/8" Deep – *Welded with Conduit KO's*						
257H	600V, Raised Ground, 8" #12 Solid Copper Pigtail, UBS, HM	42.0 (688.2)	(12) TKO	(1) 1/2" (3) TKO	20	—
257HS	600V, Raised Ground, 10" #12 Stranded Copper Pigtail, UBS, HM	42.0 (688.2)	(12) TKO	(1) 1/2" (3) TKO	20	—
257HWP	Raised Ground, UBS, HM	42.0 (688.2)	(12) TKO	(1) 1/2", (3) TKO	20	—
257M	600V, Raised Ground, 8" #12 Solid Copper Pigtail, UBS, HM	42.0 (688.2)	(12) TKO	(1) 1/2" (3) TKO	20	—
254	600V, Raised Ground, FM	42.0 (688.2)	(9) TKO	(1) 1/2", (3) TKO	25	IIIIIIII
266	600V, Raised Ground, BOX-LOC®, MS Flush, Provided w/Far-side support (part #978)	42.0 (688.2)	(9) TKO	(1) 1/2" (3) TKO	25	IIIIIIII

** Not UL Rated*

APPLICATIONS

- RACO® 4-11/16" Boxes are used for a wide variety of industrial applications where larger sized conductors or wiring devices are needed and more volume is required

PRODUCT FEATURES

- Reference the Box Selection section in the front of this catalog for complete description of bracket types and features
- BOX-LOC® (MS) Bracket Box is a snap to install. Place the bracket on the open side of the stud first. Slots in the bracket engage the lip of the stud and actually crimp it as you press the bracket on the stud, quickly locking it in place
- Combination screw heads provide for faster installation
- TKO® knockouts allow for design and installation flexibility
- UBS Support - Welded to box, preset bend points to work with wall thickness 2-1/2" to 6"
- Red boxes, covers and extensions for dedicated life safety alarm circuits

COMPLIANCE

- UL LISTED
- 600V Per U.L. 514-A, suitable for use without a bonding jumper in circuits up to 600 volts

SEE END OF SECTION (PG A79) FOR DETAILED DRAWINGS »

SQUARE BOXES AND COVERS

4-11/16" ADJUSTABLE MUD RINGS

APPLICATIONS

- Maintain code-compliant installations in hospitals, health care and multi-family applications. Great for use with ceramic tile

PRODUCT FEATURES

- 1/2" to 1-3/8" adjustability range
- Depth adjusted by 2 screws located on opposite sides
- Adjustment screws are clearly visible and accessible even after device is installed
- All screws are inside of ring eliminating damage from router
- Design allows 2-gang cover to be installed without removing box screws
- For use with 2-1/8" deep boxes

COMPLIANCE

- c UL us LISTED

868AMR

869AMR

CATALOG #	DESCRIPTION	STD. PKG.	BAR CODE
Adjustable Mud Rings			
868AMR	1-gang Adjustable Mud Ring for 4-11/16" sq. boxes	25	IIIIIIII
869AMR	2-gang Adjustable Mud Ring for 4-11/16" sq. boxes	25	IIIIIIII

4-11/16" SQUARE COVERS

832, 832SP

833, 8833-5

911-11

837, 8837

843

838

839

842

898

899

APPLICATIONS

- Covers are used to close an outlet box
- Raised device covers are used for mounting switches or receptacles

PRODUCT FEATURES

- Red boxes, covers and extensions for dedicated life safety alarm circuits

COMPLIANCE

- UL LISTED

CAT. #	DESCRIPTION	STD. PKG.	BAR CODE
4-11/16" Square Flat Covers			
832	Flat, Blank	50	IIIIIIII
832SP	Flat, Blank	25	IIIIIIII
833	Flat, 1/2" KO, Centered	50	IIIIIIII
8833-5*	Flat, 1/2" KO, Centered	50	IIIIIIII
911-11	Flat, Blank, Painted Red	50	—

**5 Bundles of 10 – sold in carton quantities only*

CAT. #	DESCRIPTION	CU. IN. (CM³)	STD. PKG.	BAR CODE
4-11/16" Square Single Device and Tile Covers				
837	Raised 1/2"	3.5 (57.3)	25	—
8837	Raised 1/2"	3.5 (57.3)	25	IIIIIIII
843	Raised 5/8"	4.5 (73.7)	25	IIIIIIII
838	Raised 3/4"	5.5 (90.1)	25	—
839	Raised 1"	7.5 (122.9)	25	—
842	Raised 1-1/4"	9.5 (155.6)	25	—
898	Raised 1-1/2"	11.0 (180.2)	20	—
899	Raised 2"	16.0 (262.2)	20	—

4-11/16" SQUARE COVERS AND PARTITIONS

841

818

840

819

820

885

855, 859


911-16, 911-17

829

835

706RAC, 707RAC

708, 709

CATALOG #	DESCRIPTION	CUBIC IN. (CM³)	STD. PKG.	BAR ODE
4-11/16" Square Two Device and Tile Covers				
841	Raised 1/2"	5.5 (90.3)	25	IIIIIIII
818	Raised 5/8"	7.3 (119.6)	25	—
840	Raised 3/4"	8.8 (144.2)	25	—
819	Raised 1"	12.0 (196.6)	25	—
820	Raised 1-1/4"	15.0 (245.8)	25	—
885	Raised 1-1/2"	15.5 (254.0)	20	—
855	Raised 5/8", For Life Safety Appliances & Emergency Exit Signs	8.3 (136.0)	25	—
859	Raised 1-1/4", For Life Safety Appliances & Emergency Exit Signs	16.0 (262.0)	12	—
911-16	Raised 5/8", For Life Safety Appliances & Emergency Exit Signs, Painted Red	8.3 (136.0)	25	—
911-17	Raised 1-1/4", For Life Safety Appliances & Emergency Exit Signs, Painted Red	16.0 (262.0)	12	—

CAT. #	DESCRIPTION	CUBIC INCHES (CM³)	RECOMMENDED MAX. LOADS		STD. PKG.	BAR CODE
			CEILING FAN (DYNAMIC) LBS.	FIXTURE (STATIC) LBS.		
4-11/16" Square Fixture Covers						
829	Raised 1/2", Open, Ears 2-3/4" O.C.	3.0 (49.6)	No	50	25	IIIIIIII
835	Raised 5/8", Open, Ears 2-3/4" O.C.	4.0 (65.5)	No	50	25	—

CAT. #	DESCRIPTION	STD. PKG.	BAR CODE
Low Voltage Partitions* for 1-1/2" Depth Boxes and 2-Device Covers			
706RAC	Fits 1/4", 1/2", 3/4" or 1" Cover Depth *(#777, 778, 8778, 779, 8779, 780)*	25	—
708	Fits 1-1/4", 1-1/2" or 2" Cover Depth *(#781, 8781, 795, 796)*	25	—
Low Voltage Partitions* for 2-1/8" Depth Boxes and 2-Device Covers			
707RAC	Fits 1/4", 1/2", 3/4" or 1" Cover Depth *(#777, 778, 8778, 779, 8779, 780)*	25	—
709	Fits 1-1/4", 1-1/2" or 2" Cover Depth *(#781, 8781, 795, 796)*	25	—

**Low voltage partitions are not UL Listed*
Boxes, covers, and partitions must be ordered separately.
For 1-1/2" and 2-1/8" deep boxes with 5/8" cover, partition not available.
Partitions are usable but not UL listed for 4-11/16" sq. box.

APPLICATIONS

- RACO® 4-11/16" raised device covers are for mounting switches or receptacles
- Raised fixture covers are used where fixtures will be installed
- Low voltage partitions may be added to conduit-type boxes to divide power from voice/data
- Partitions must be used with raised covers

PRODUCT FEATURES

- Red boxes, covers and extensions for dedicated life safety alarm circuits
- Partition divides 4" square boxes into two compartments
- Use partitions with two-device covers which have a slot for the partition
- Partition is scored so it can be broken at the proper depth of box and cover combination
- Helpful hint: Assemble the box with the partition in place before breaking off at the scored tab. This will prevent you from breaking off more tab than needed

COMPLIANCE

- UL LISTED

SQUARE BOXES AND COVERS

4-11/16" SQUARE EXPOSED WORK COVERS

856

857

858

870RAC

878

887

888

959

972

979

881RAC

876

APPLICATIONS

- RACO® surface covers are used to support switches or receptacles in areas where the box is surface mounted or positioned in exposed work applications

PRODUCT FEATURES

- RACO® exposed work covers include required hardware for mounting the receptacle(s)
- RACO® Exposed work covers meet the requirements of the 2020 NEC Article 250.146 (A). No bonding jumper is required for covers with:
  (1) Crushed corners
  (2) Two or more device attachment fasteners that are permanent with thread-locking, screws, or nut-locking means
  (3) A lockwasher or equivalent
- Hardware and cover are packed in a poly-bag with printed catalog number, compliances and installation instructions

COMPLIANCE

- UL LISTED

CATALOG #	DESCRIPTION	CUBIC IN. (CM³)	STD. PKG.	BAR CODE
4-11/16" Exposed Work Covers				
856	1 Decorator device or GFCI	10.3 (168.7)	10	IIIIIIII
857	2 Decorator devices or GFCI	10.3 (168.7)	10	IIIIIIII
858	1 Toggle Switch and 1 GFCI	10.3 (168.7)	10	IIIIIIII
870RAC	1 Toggle Switch	10.3 (168.7)	10	IIIIIIII
878	30-50A Receptacle 2.141" Dia.	10.3 (168.7)	10	IIIIIIII
887	20A Receptacle 1.594" Dia.	10.3 (168.7)	10	IIIIIIII
888	30-60A Receptacle 2.625" Dia.	10.3 (168.7)	10	IIIIIIII
959	1 Duplex and 1 GFCI	10.3 (168.7)	10	IIIIIIII
972	1 Duplex Receptacle	10.3 (168.7)	10	IIIIIIII
979	2 Duplex Receptacles	10.3 (168.7)	10	IIIIIIII
881RAC	2 Toggle Switches	10.3 (168.7)	10	IIIIIIII
876	1 Toggle Switch and 1 Duplex Receptacle	10.3 (168.7)	10	IIIIIIII

LIFE SAFETY SUPPORT PRODUCTS - IMMEDIATE IDENTIFICATION

911-9

911-6

911-12

911-3

911-4

911-15

911-2

911-1

CAT. #	DESCRIPTION	CUBIC INCHES (CM3)	KNOCKOUTS SIDES CONDUIT	KNOCKOUTS BOTTOM CONDUIT	STD. PKG.	BAR CODE
Life Safety Steel Wall Boxes and Extension Rings – Painted Red						
911-9	1-1/2" Depth, Welded, 4" Square	21.0 (344.1)	(8) 1/2", (4) TKO	(2) 1/2", 2 TKO	50	—
911-6	1-1/2" Depth, 4" Square, Drawn Extension Ring	22.5 (368.7)	(8) 1/2", (4) 3/4"	—	50	—
911-12	2-1/8" Depth, Welded, 4-11/16" Square	42.0 (688.2)	(12) TKO	(1) 1/2", (3) TKO	25	—
911-3	2-1/8" Depth, Welded, 4" Square	30.3 (496.5)	(8) 1/2", (4) TKO	(3) 1/2", 2 TKO	25	—
911-4	2-1/8" Depth, Welded, 4" Square, FM Bracket	30.3 (496.5)	(6) 1/2", (3) TKO	(3) 1/2", 2 TKO	25	—
911-15	3-1/4" Depth Back Box, Welded, 4-11/16" Square	66.7 (1093.0)	(2) 1/2" - 3/4" TKO, (2) 1" - 1-1/4"TKO, (2) 1" - 2" Conc. KO	(2) 3/4"- 1" TKO, (2) 1/2" KO	10	—
911-2	3-1/2" Depth, Welded, 3-3/4" Square	45.0 (737.4)	(12) 1/2"-3/4" Concentric	(4) 1/2"-3/4" Concentric	25	—
911-1	3-1/2" Depth, Welded, 3-3/4" Square, FM Bracket	45.0 (737.4)	(10) 1/2"-3/4" Concentric	(4) 1/2"-3/4" Concentric	10	—

APPLICATIONS

- RACO® Red boxes and covers allow inspector or building owner to immediately identify alarm/fire or life safety systems

PRODUCT FEATURES

- 911-2, 911-1 boxes have 3-3/4" opening in wall that allows for a margin of error when using a standard 4" square cover
- 911-15 accepts all 4-11/16" square covers and mudrings

COMPLIANCE

- UL LISTED

SEE END OF SECTION (PG A78-A79) FOR DETAILED DRAWINGS »

SQUARE BOXES AND COVERS

LIFE SAFETY SUPPORT PRODUCTS - IMMEDIATE IDENTIFICATION



911-16, 911-17

855, 859

911-8

911-11

APPLICATIONS

- RACO® Red boxes and covers allow inspector or building owner to immediately identify alarm/fire or life safety systems

PRODUCT FEATURES

- Red boxes, covers and extensions for dedicated life safety alarm circuits

COMPLIANCES

- c UL us LISTED

CATALOG #	DESCRIPTION	CUBIC IN. (CM³)	STD. PKG.	BAR CODE
Life Safety Steel Wall Boxes Covers				
911-16	4-11/16" Sq. x 4" Sq. Adapter, 5/8" Raised, Painted Red	8.3 (136.0)	25	—
911-17	4-11/16" Sq. x 4" Sq. Adapter, 1-1/4" Raised, Painted Red	16.0 (262.0)	12	—
855	4-11/16" Sq. x 4" Sq. Adapter, 5/8" Raised	8.3 (136.0)	25	—
859	4-11/16" Sq. x 4" Sq. Adapter, 1-1/4" Raised	16.0 (262.0)	12	—
911-8	4" Sq., Flat Blank Cover, Painted Red	—	50	—
911-11	4-11/16" Sq., Flat Blank Cover, Painted Red	—	50	—

APPLICATIONS

- Low voltage partitions may be added to conduit-type boxes to divide power from voice/data
- Partitions must be used with raised covers
- RACO® RETRO-RING® is used to position any depth, 4" square steel junction box in a sheet rock covered wall cavity
- Use 205RAC is used in old work life safety appliance installations
- 206RAC is used in old work installations where one or two devices are required

PRODUCT FEATURES

- RACO® RETRO-RING® works in 3/8" to 1-1/2" thick wall or ceiling applications
- Small footprint is covered by most popular life safety devices
- Steel old work wings allow for secure mounting of box and devices to wall
- Includes one wall template per carton
- 206RAC allows for installation of steel low voltage partition for power/data applications. One or two devices mount directly to 206RAC

COMPLIANCE

- UL LISTED

706RAC, 707RAC



911-19



205RAC



206RAC, 8206RAC

CATALOG #	DESCRIPTION	STD. PKG.	BAR CODE
Low Voltage Box Partition			
706RAC	Box Partition for RETRO-RING® and 1-1/2" Depth, 4" Sq. Box	25	—
707RAC	Box Partition for RETRO-RING® and 2-1/8" Depth, 4" Sq. Box	25	—
Life Safety Steel Wall Box Mounting Brackets			
205RAC	Old Work, 4" Sq. Box Mounting of Life Safety Support	20	—
206RAC	Old Work, 4" Sq. Box Mounting of One or Two Device Applications	20	—
8206RAC	Old Work, 4" Sq. Box Mounting of One or Two Device Applications	10	IIIIIIII
911-19	Old Work, 4" Sq. Box Mounting of Life Safety Support, Painted Red	20	—

**Low voltage partitions are not UL Listed*
Boxes, covers, and partitions must be ordered separately.
Partitions are usable but not UL listed for 4-11/16" sq. box.

LARGE CAPACITY BOXES FOR AUDIO, VIDEO, POWER AND DATA



260

260H



263

256

255

CAT. #	DESCRIPTION	CUBIC INCHES (CM³)	KNOCKOUTS		STD. PKG.	BAR CODE
			SIDES CONDUIT	BOTTOM CONDUIT		
4-11/16" Large Capacity Steel Wall Boxes, 3-1/4" Deep – *Welded with Conduit KO's*						
260	Raised Ground	66.7 (1093)	(2) 1/2" - 3/4" TKO, (2) 1" - 1-1/4"TKO, (2) 1" - 2" Conc. KO	(2) 3/4"- 1" TKO, (2) 1/2" KO	10	—
260H	Raised Ground, H Bracket For Side Support	66.7 (1093)	(2) 1/2" - 3/4" TKO, (2) 1" - 1-1/4"TKO, (2) 1" - 2" Conc. KO	(2) 3/4"- 1" TKO, (2) 1/2" KO	10	—
263	Raised Ground	113.3 (1856.6)	(6) 1/2"- 3/4" TKO, (2) 3/4" - 1" TKO, (2) 1"- 1-1/4"TKO, (2) 1" - 2" Conc. KO	(2) 1/2"-3/4" TKO, (2) 3/4"- 1" TKO, (2) 1"- 1-1/4" TKO	6	—
3-3/4" Square Large Capacity Steel Wall Boxes, 3-1/2" Deep – *Welded with Conduit KO's*						
256	—	45.0 (737.4)	(12) 1/2"-3/4" Concentric	(4) 1/2"-3/4" Concentric	25	IIIIIIII
255	FM Bracket	45.0 (737.4)	(10) 1/2"-3/4" Concentric	(4) 1/2"-3/4" Concentric	10	IIIIIIII

APPLICATIONS

- RACO® Large capacity boxes are used for audio, video, data and power applications providing ample space for Cat 6A and fiber optic cable bends

260 PRODUCT FEATURES

- Large capacity design measures 4-11/16" H x 4-11/16" W x 3-1/4" D
- Accepts standard 4-11/16" square device and flat covers
- Ground screws provided

263 PRODUCT FEATURES

- Large capacity design measures 4-11/16" H x 7-3/4" W x 3-1/4" D
- Accepts standard 4" square device and flat covers or 792, 793, 794 3-gang device covers
- Built-in tabs allow for spanner bars
- Includes 1/2" thru 2" knockouts
- Accepts 981 voltage partition (UL Listed)
- Ground screws provided

255 AND 256 PRODUCT FEATURES

- Large capacity design measures 3-3/4" H x 3-3/4" W x 3-1/2" D
- Accepts standard 4" square device and flat covers

COMPLIANCE

- UL LISTED

SEE END OF SECTION (PG A78,) FOR DETAILED DRAWINGS »

SQUARE BOXES AND COVERS

APPLICATIONS

- RACO® AV Wall Boxes provide an ideal solution for in-wall applications requiring data, AV and power
- Perfect for Category 6 and 6A fiber optic cables that require a larger bend radius
- Designed to install independently or ganged together to support multiple devices
- Accommodates industy standard wallplates

PRODUCT FEATURES

- 2-gang or 3-gang
- Knockouts from 1/2" up to 2"
- 4" depth accepts any device
- Concentric 1/2"-3/4" knockouts for pre-connectorized AV cables
- Eccentric 1/2"- 3/4" knockouts
- Raised ground provision in each gang
- Accepts low voltage partition
- NEMA spaced device mounting, accepts industry standard wallplates
- Adjustable stud mounting brackets built in to accommodate different stud and sheetrock thickness
- Adjustable far side support
- Suitable for masonry application

COMPLIANCE

- UL LISTED

AV WALL BOXES

985

989

986

CAT. #	DESCRIPTION	CUBIC INCHES (CM3)	KNOCKOUTS TOP	KNOCKOUTS BOTTOM	KNOCKOUTS BACK	STD. PKG.	BAR CODE
4" Deep, Gangable AV Wall Boxes – *For Data and Power*							
985	2-gang, 2" KO	54 (884.9)	(2)1/2", (2)1/2"- 3/4" TKO	(1) 1", 1-1/4", 1-1/2", 2	(2)1/2" - 3/4" TKO	10	IIIIIIII
986	3-gang, 2"	79 (1294.5)	(3)1/2", (3)1/2"- 3/4" TKO	(1)1/2", (1)1/2"- 3/4" TKO, (1)1", 1-1/4" - 1-1/2", 2"	(3) 1/2" - 3/4" TKO	6	IIIIIIII
989	Low voltage partition	—		—		25	IIIIIIII

COVERS AND PARTITIONS FOR LARGE CAPACITY BOXES



792



793

794

855, 859

981

APPLICATIONS

- RACO® Large capacity boxes are used for audio, video, data and power applications providing ample space for Cat 6A and fiber optic cable bends
- 792, 793 and 794 covers are solely for RACO® 263 data box. The 3-gang raised covers are 5/8", 3/4" and 1-1/4" raised respectively
- 855 is designed to reduce 4-11/16" square box to 4" sq. box openings

PRODUCT FEATURES

- Use with standard 4" square single or double mudrings or 3 gangs special covers (263)
- 855 provides flush mounting of lighting controllers, exit signs and life safety appliances
- Accepts UL Listed Voltage Partition, Cat. No. 981

COMPLIANCE

- UL LISTED

CAT. #	DESCRIPTION	CUBIC IN. (CM3)	FITS CAT. #	STD. PKG.	BAR CODE
3-Gang Raised Device Covers – *For 263 Box*					
792	5/8" Raised	10.3 (168.8)	263	10	—
793	3/4" Raised	12.7 (208.1)	263	10	—
794	1-1/4" Raised	24.2 (396.6)	263	5	—
2-Gang Raised Device Cover – *For 4-11/16" Box*					
855	5/8" Raised, For Life Safety Appliances & Emergency Exit Signs	8.3 (136.0)	260 & 911-15	25	—
859	1-1/4" Raised, For Life Safety Appliances & Emergency Exit Signs	16.0 (262.0)	260 & 911-15	12	—
Voltage Partition					
981	For 5/8", 3/4", 1-1/4" covers for 260, 260H, & 263 boxes	—	260 & 263	25	—

DUGOUT TRANSITION BOX



SC082006STRC

APPLICATIONS

- *RACO's* Dugout box offers the quickest and easiest way to transition from flexible armored cable to conduit before entering the circuit panel. Specifically designed for commercial applications, the Dugout box builds on the popular concept of our Grand Slam box. This roomy rectangular model features plenty of space for wiring along with 21 of our built-in *STAB-iT* cable clamps, which hold up to 42 MC cables! Our unique clamps are field-proven to install up to 3X faster than traditional MC connectors. Four concentric knockouts are provided for either ½" or ¾" conduit out to the circuit panel. For wall or ceiling mounting.
  The Dugout box offers more labor savings and installation flexibility than any other transition box on the market.

PRODUCT FEATURES

- Designed for quick installation of flex, MC, MCI, MCI-A, AC and HCF cable
- STAB-IT® clamp has been tested at over 3X's faster than traditional MC connectors
- Cover included
- Accepts cable sizes from 14/2 up to 10/3 for most cable types
- UL Listed
- Designed and assembled in the USA

COMPLIANCE

- UL LISTED

CATALOG #	DESCRIPTION	KNOCKOUTS	STAB-IT® CLAMPS	STD. PKG.	BAR CODE
Transition Box with Built-in STAB-IT® Clamps					
SC082006STRC	8" x 20" x 6" Transition Box & Cover	(4)1/2" & 3/4" Concentric	21 (14/2 to 10/3) up to 42 Cables	1	—

STAB-IT
Connector

CAT. #	SIZE	STD. PKG.	BAR CODE
STAB-IT® Connector			
989ST	STAB-IT® Connector (accepts 2 cables)	50	—

GRAND SLAM BOX

Built-in STAB-IT® clamps for MC

APPLICATIONS

- RACO's Grand Slam Box is used to terminate home runs, branch circuits and other electrical wiring. It features RACO's patent-pending built-in STAB-IT® clamps for MC, and is designed specifically for commercial applications.

PRODUCT FEATURES

- Patented STAB-IT® clamp tested at over 3Xs faster than traditional MC connectors
- Use to install flex, MC, MCI, MCI-A, HFC, AC and EMT
- Ground bar included
- Concentric knockouts on side and back for easy access

COMPLIANCE

- UL LISTED

SC080803STRC

SC121204STRC

SC080803NKSTRC

SC121204NKSTRC

CAT. #	DESCRIPTION	SIZE	KNOCKOUTS	BUILT-IN STAB-IT® CLAMPS	STD. PKG.	CU.IN CAP.	BAR CODE
Grand Slam Box							
SC080803STRC	8" x 8" Junction Box (Surface Cvr. & Grnd. Bar Included)	8" x 8" x 3"	(12) 1/2" & 3/4" Concentric (5) 3/4" & 1" Concentric	4 (14/2 to 10/3) Up to 8 Cables	1	179	—
SC121204STRC	12" x 12" Junction Box (Surface Cvr. & Grnd. Bar Included)	12" x 12" x 4"	(12) 1/2" & 3/4" Concentric (9) 3/4" & 1" Concentric (8) 1" & 1-1/4" Concentric	6 (14/2 to 10/3) Up to 12 Cables	1	546	—
SC080803NKSTRC	8" x 8" Junction Box (Surface Cvr. & Grnd. Bar Included)	8" x 8" x 3"	—	4 (14/2 to 10/3) Up to 8 Cables	1	179	—
SC121204NKSTRC	12" x 12" Junction Box (Surface Cvr. & Grnd. Bar Included)	12" x 12" x 4"	—	6 (14/2 to 10/3) Up to 12 Cables	1	546	—

Flush Mount Cover
(sold separately)

989ST

CAT. #	SIZE	STD. PKG.	BAR CODE
Flush Mount Cover			
SCF0808RC	8" x 8"	1	—
SCF1212RC	12" x 12"	1	—
989ST	STAB-IT® Connector (accepts 2 cables) Works with all Grand Slam boxes	50	—

CEILING FAN AND FIXTURE SUPPORT PRODUCTS

295-1, 295

294-1, 294

296-1, 296

299



GORILLA-RING® 284

APPLICATIONS

- RACO® Ceiling Support Boxes are specifically designed for ceiling fan and ceiling or wall light fixture support per NEC 314.27(C)

PRODUCT FEATURES

- 1/2" side knockouts (294, 294-1, 296, 296-1 and 299)
- No protruding ground screw or fan mounting screws allows easy installation
- #10-32, 1" long ceiling fan screws provided and provision for #8-32 fixture mounting screw (294-1, 294, 296-1, 296 and 299)
- Setback tab allows for easy box installation of different wall thickness (294-1, 294)
- Metal protection plate eliminates debris or damage to wiring
- Easy to follow instructions and mounting hardware included

GORILLA RING® CONCRETE RING APPLICATION

- Concrete rings are used with poured deck (floor) in high-rise construction
- GORILLA RING features mounting screws that allow for safe and secure mounting of any chandeliers, or lighting fixtures 150 lbs. or less
- Double row of KO's allow greater installation flexibility with a minimum of bends or offsets for working around reinforcing rods

COMPLIANCE

- UL LISTED

CAT. #	DESCRIPTION	CUBIC INCHES (CM3)	KNOCKOUTS			RECOMMENDED MAX. LOADS		STD. PKG.	BAR CODE
			CABLE PRIOUTS	SIDES CONDUIT	BOTTOM CONDUIT	CEILING FAN (DYNAMIC) LBS.	FIXTURE (STATIC) LBS.		
4" Round Ceiling Fan Pan – *Drawn with Conduit KO's*									
295-1	1/2" Depth	6.0 (99.2)	INSIDER	—	(5) 1/2"	70	150	10	—
295*	1/2" Depth	6.0 (99.2)	INSIDER	—	(5) 1/2"	70	150	10	IIIIIIII
4" Round Ceiling Box – *Drawn with Conduit KO's*									
294-1	2-1/8" Depth, Old and New Work	22.3 (365.4)	INSIDER	(2) 1/2"	(1) 1/2"	70	70/150**	10	—
294*	2-1/8" Depth, Old and New Work	22.3 (365.4)	INSIDER	(2) 1/2"	(1) 1/2"	70	70/150**	10	IIIIIIII
296-1	1-1/2" Depth	15.8 (258.9)	INSIDER	(2) 1/2"	(3) 1/2"	70	150	20	—
296*	1-1/2" Depth	15.8 (258.9)	INSIDER	(2) 1/2"	(3) 1/2"	70	150	8	IIIIIIII
299*	2-1/8" Depth	22.4 (367.1)	INSIDER	(2) 1/2"	(3) 1/2"	70	150	6	IIIIIIII
GORILLA-RING® – *Concrete Ring for Ceiling Fan Support*									
284	4" Deep, Double Row Side Knockouts	49.3 (807.9)	—	(4) 3/4" (6) 1/2"	—	70	150	6	—

** Packaged in a stackable, individual chipboard display cartons. Sold in master carton quantities only. Hubbell® RACO® does not break carton quantities on these items.*

4714, THE INSIDER® will secure nonmetallic sheathed cable in 1/2" KO (See pg. B75).

*** New work applications rated at 150 lbs. Old work applications rated at 70 lbs.*

SEE END OF SECTION (PG A79) FOR DETAILED DRAWINGS »

CEILING FAN AND FIXTURE SUPPORT PRODUCTS

APPLICATIONS

- RACO® KWIK-BRACE® is a heavy-duty ceiling fan brace designed for new or existing construction where joists are accessible
- RACO® RETRO-BRACE® is intended for installations of heavy lighting fixtures or ceiling paddle fans in old work or new work applications

PRODUCT FEATURES

- KWIK-BRACE®
  - Slides apart to accomodate joist spacing from 16" to 24", screws provided
  - #10-32 ceiling fan screws provided and #8-32 ceiling fixture mounting provisions
  - Metal protection plate included
  - Nail spurs for easy brace positioning
  - Easy installation, up front ground screws
  - Easy to follow instructions and mounting hardware included
- RETRO-BRACE®
  - Adjustable for joist spacing from 16" to 24"
  - Simple "tool free" expansion
  - Easy installation, up front gound screw
  - #10-32 ceiling fan screws provided and #8-32 ceiling fixture mounting provisions
  - Easy to follow instructions and mounting hardware included

COMPLIANCE

- UL LISTED



926, 926-1

936

937

939

CAT. #	DESCRIPTION	CUBIC INCHES (CM³)	KNOCKOUTS			RECOMMENDED MAX. LOADS				STD. PKG.	BAR CODE
			CABLE PRIOUTS	SIDES CONDUIT	BOTTOM CONDUIT	CEILING FAN (DYNAMIC) LBS.		FIXTURE (STATIC) LBS.			
						16" JOIST SPAN	24" JOIST SPAN	16" JOIST SPAN	24" JOIST SPAN		
KWIK-BRACE® with Box – *New Construction Braces for Lighting Fixtures or Ceiling Fans*											
926-1	1-1/2" Depth	15.8 (258.9)	INSIDER	—	(2) 1/2"	70	70	210	90	12	IIIIIIII
926*	1-1/2" Depth	15.8 (258.9)	INSIDER	—	(2) 1/2"	70	70	210	90	6	IIIIIIII
RETRO-BRACE® with Box – *Remodeling Kits for Lighting Fixtures or Ceiling Fans*											
936*	1-1/2" Depth	15.8 (258.9)	INSIDER	—	(2) 1/2"	70	35	110	50	6	IIIIIIII
937*	2-1/8" Depth	22.4 (367.1)	INSIDER	—	(2) 1/2"	70	35	110	50	4	IIIIIIII
939*	5/8" Depth	6.0 (98.4)	INSIDER	—	(2) 1/2"	70	35	110	50	6	IIIIIIII

** Packaged in a stackable, individual chipboard display cartons. Sold in master carton quantities only. Hubbell® RACO® does not break carton quantities on these items.*
4714, THE INSIDER® will secure nonmetallic sheathed cable in 1/2" KO (See pg. B74).

SEE END OF SECTION (PG A79) FOR DETAILED DRAWINGS »

CEILING FAN AND FIXTURE SUPPORT PRODUCTS





931

APPLICATION

- GRID-BRACE™ ceiling support assembly is specifically designed for ceiling fan or fixture support for suspended ceilings

PRODUCT FEATURES

- Heavy-duty GRID-BRACE™ for 24" spans
- Turnbuckle and 4' chain section provided
- Yoke provided for threaded rod installation
- Mount box anywhere on sliding bracket
- Spacers provided for decorative ceiling tiles that are below the depth of metal grid for flush mounting of box
- #10-32 grade 5, 1" ceiling fan screws included
- Easy to follow instructions included

COMPLIANCE

- UL LISTED

CAT. #	DESCRIPTION	CUBIC INCHES (CM³)	KNOCKOUTS		RECOMMENDED MAX. LOADS		STD. PKG.	BAR CODE
			SIDES	BOTTOM CONDUIT	CEILING FAN (DYNAMIC) LBS.	FIXTURE (STATIC) LBS.		
GRID-BRACE™ For Suspended Ceilings, 2-1/8" Deep								
931	Ceiling Fan Support for Suspended Ceilings	22.3 (365.4)	(2) 1/2"	(2) Conc. 1/2" & 3/4"	70	70	4	IIIIIIII

CEILING PANS

292, 8292

287

293, 8293

APPLICATION

- RACO® Ceiling Pans are used in the installation of ceiling or wall lighting fixtures

PRODUCT FEATURES

- Combination screw heads provide for faster installation

COMPLIANCE

- UL LISTED

CAT. #	DESCRIPTION	CUBIC INCHES (CM³)	KNOCKOUTS			RECOMMENDED MAX. LOADS		STD. PKG.	BAR CODE
			CABLE PRIOUTS	SIDES CONDUIT	BOTTOM CONDUIT	CEILING FAN (DYNAMIC) LBS.	FIXTURE (STATIC) LBS.		
3-1/2" Round Ceiling Pan – *Drawn with Nonmetallic Sheathed Cable Clamps*									
292	1/2" Depth	4.0 (65.5)	4	—	(1) 1/2"	No	50	50	—
8292	1/2" Depth	4.0 (65.5)	4	—	(1) 1/2"	No	50	25	IIIIIIII
287	3/4" Depth	5.0 (81.9)	4	—	(1) 1/2"	No	50	50	—
4" Round Ceiling Pan – *Drawn with Conduit KO's*									
293	1/2" Depth	6.0 (98.3)	—	—	(5) 1/2"	No	50	50	—
8293	1/2" Depth	6.0 (98.3)	—	—	(5) 1/2"	No	50	30	IIIIIIII

SEE END OF SECTION (PG A79) FOR DETAILED DRAWINGS »

CEILING BOXES AND COVERS

ROUND OLD WORK PANS

APPLICATIONS

- Shallow old work pan design is ideal fo rmounting fixtures in existing walls or ceilings with obstructions that likit depth

PRODUCT FEATURES

- Ideal pans for remodeling, two sizes
- Only 1/2" deep
- Flange and bracket mounts to 1/2" or 5/8" drywall without stud

COMPLIANCE

- UL LISTED

290

297

CAT. #	DESCRIPTION	CUBIC INCHES (CM³)	KNOCKOUTS	STD. PKG.	RECOMMENDED MAX. SUPPORT LOADS (FIXTURE)	BAR CODE
Round, Old Work Pans – *For Mounting Fixtures*						
290	3-1/2" Old Work Pan Box	3.8 (63.0)	2, 1/2"	10	6 Lbs.	IIIIIIII
297	4" Old Work Pan Box	6.0 (98.4)	4, 1/2"	10	6 Lbs.	IIIIIIII

SEE END OF SECTION (PG A79) FOR DETAILED DRAWINGS »

3-1/2" OCTAGON BOXES – DRAWN



112



119

APPLICATIONS

- RACO® Octagon Boxes are used in the installation of ceiling or wall lighting fixtures

PRODUCT FEATURES

- Combination screw heads provide for faster installation
- Reference the Box Selection section in the front of this catalog for complete description of bracket types and features. Reference Table A7 for cable ranges

COMPLIANCE

- UL LISTED

CAT. #	DESCRIPTION	CUBIC INCHES (CM3)	KNOCKOUTS			RECOMMENDED MAX. LOADS		STD. PKG.	BAR CODE
			CABLE PRIOUTS	SIDES CONDUIT	BOTTOM CONDUIT	CEILING FAN (DYNAMIC) LBS.	FIXTURE (STATIC) LBS.		
3-1/2" Octagon Box, 1-1/2" Deep – *Drawn with Nonmetallic Sheathed Cable Clamps*									
112	—	11.8 (193.4)	4	(2) 1/2"	(1) 1/2"	No	50	25	IIIIIIII
119	TS Bracket, 1/2"	11.8 (193.4)	4	(1) 1/2"	(1) 1/2"	No	50	25	IIIIIIII

110

111

APPLICATIONS

- RACO® Octagon Boxes are used in the installation of ceiling or wall lighting fixtures
- Extension rings provide a means for adding additional cubic capacity or as an outlet box for surface conduit

PRODUCT FEATURES

- Combination screw heads provide for faster installation

COMPLIANCE

- UL LISTED

CAT. #	DESCRIPTION	CUBIC INCHES (CM3)	KNOCKOUTS			RECOMMENDED MAX. LOADS		STD. PKG.	BAR CODE
			CABLE PRIOUTS	SIDES CONDUIT	BOTTOM CONDUIT	CEILING FAN (DYNAMIC) LBS.	FIXTURE (STATIC) LBS.		
3-1/2" Octagon Box, 1-1/2" Deep – *Drawn with Conduit KO's*									
110	—	11.8 (193.4)	—	(4) 1/2"	(1) 1/2"	No	50	25	IIIIIIII
3-1/2" Octagon Extension Ring, 1-1/2" Deep – *Drawn with Conduit KO's*									
111	—	11.8 (193.4)	—	(4) 1/2"	—	No	—	25	IIIIIIII

SEE END OF SECTION (PG A80) FOR DETAILED DRAWINGS »

4" OCTAGON BOXES AND EXTENSION RINGS – DRAWN WITH CONDUIT KO'S

APPLICATIONS

- RACO® Octagon Boxes are used in the installation of ceiling or wall lighting fixtures
- Extension rings provide a means for adding additional cubic capacity or as an outlet box for surface conduit

PRODUCT FEATURES

- Combination screw heads provide for faster installation
- Reference the Box Selection section in the front of this catalog for complete description of bracket types and features
- Fixture bar hanger allows box to be located anywhere along length of bar

COMPLIANCE

- UL LISTED



CAT. #	DESCRIPTION	CUBIC INCHES (CM³)	KNOCKOUTS		RECOMMENDED MAX. LOADS		STD. PKG.	BAR CODE
			SIDES CONDUIT	BOTTOM CONDUIT	CEILING FAN (DYNAMIC) LBS.	FIXTURE (STATIC) LBS.		
4" Octagon Box, 1-1/2" Deep – *Drawn with Conduit KO's*								
125	—	15.5 (254.0)	(4) 1/2"	(5) 1/2"	No	50	50	—
8125	Raised Ground	15.5 (254.0)	(4) 1/2"	(4) 1/2"	No	50	30	IIIIIIII
126	Raised Ground	15.5 (254.0)	(4) 3/4"	(2) 1/2", (2) 3/4"	No	50	50	IIIIIIII
127	Raised Ground	15.5 (254.0)	(2) 1/2", (2) 3/4"	(2) 1/2", (2) 3/4"	No	50	25	IIIIIIII
127TS	Raised Ground, TS Bracket, 1/2" Setback	15.5 (254.0)	(1) 1/2", (2) 3/4"	(2) 1/2", (2) 3/4"	No	50	25	IIIIIIII
158	J Bracket, 3/8" or 1/2" Setback	15.5 (254.0)	(4) 1/2"	(5) 1/2"	No	50	50	IIIIIIII
161	TS Bracket, 1/2" Setback	15.5 (254.0)	(3) 1/2"	(5) 1/2"	No	50	25	IIIIIIII
161SP	TS Bracket, 1/2" Setback	15.5 (254.0)	(3) 1/2"	(5) 1/2"	No	50	12	IIIIIIII
324	Raised Ground, Box with 14-1/4" to 22-1/2" Bar Hanger	15.5 (254.0)	(4) 1/2"	(3) 1/2"	No	10*	25	IIIIIIII
4" Octagon Extension Rings, 1-1/2" Deep – *Drawn with Conduit KO's*								
128	—	15.5 (254.0)	(4) 1/2"	—	No	50	25	IIIIIIII
130	—	15.5 (254.0)	(2) 1/2", (2) 3/4"	—	No	50	25	IIIIIIII
131RAC	—	15.5 (254.0)	(4) 3/4"	—	No	50	25	IIIIIIII

** 10 lbs max. load recommended. UL Rated for 50 lbs on 16" centers.*

SEE END OF SECTION (PG A80) FOR DETAILED DRAWINGS »

4" OCTAGON DEEP BOXES – DRAWN WITH CONDUIT KO'S

165

166

167

167TS

APPLICATIONS

- RACO® Octagon Boxes are used in the installation of ceiling or wall lighting fixtures

PRODUCT FEATURES

- Combination screw heads provide for faster installation
- Reference the Box Selection section in the front of this catalog for complete description of bracket types and features

COMPLIANCE

- UL LISTED

CAT. #	DESCRIPTION	CUBIC INCHES (CM³)	KNOCKOUTS		RECOMMENDED MAX. LOADS		STD. PKG.	BAR CODE
			SIDES CONDUIT	BOTTOM CONDUIT	CEILING FAN (DYNAMIC) LBS.	FIXTURE (STATIC) LBS.		
4" Octagon Box, 2-1/8" Deep – *Drawn with Conduit KO's*								
165	—	21.5 (352.3)	(4) 1/2"	(5) 1/2"	No	50	50	IIIIIIII
166	—	21.5 (352.3)	(4) 3/4"	(3) 1/2", (2) 3/4"	No	50	50	—
167	—	21.5 (352.3)	(2) 1/2", (2) 3/4"	(3) 1/2", (2) 3/4"	No	50	25	—
167TS	TS Bracket, 1/2" Setback	21.5 (352.3)	(1) 1/2", (2) 3/4"	(3) 1/2", (2) 3/4"	No	50	25	—

SEE END OF SECTION (PG A80) FOR DETAILED DRAWINGS »

4" OCTAGON BOXES – DRAWN WITH ARMORED CABLE / METAL CLAD / FLEX CLAMPS

153

155

157

325, 8325

APPLICATIONS

- RACO® Octagon Boxes are used in the installation of ceiling or wall lighting fixtures

PRODUCT FEATURES

- RACO® offers a variety of labor saving mounting brackets that allow for easy positioning of box along studs or joists
- Reference the Box Selection section in the front of this catalog for complete description of bracket types and features
- Fixture bar hanger allows box to be located anywhere along length of bar

COMPLIANCE

- UL LISTED

CAT. #	DESCRIPTION	CUBIC INCHES (CM3)	KNOCKOUTS			RECOMMENDED MAX. LOADS		STD. PKG.	BAR CODE
			CABLE PRIOUTS	SIDES CONDUIT	BOTTOM CONDUIT	CEILING FAN (DYNAMIC) LBS.	FIXTURE (STATIC) LBS.		
4" Octagon Box, 1-1/2" Deep – *Drawn with Armored Cable/Metal Clad/Flex Clamps*									
153	—	15.5 (254.0)	4	(2) 1/2"	(1) 1/2"	No	50	25	IIIIIIII
155	TS Bracket, 1/2" Setback	15.5 (254.0)	4	(1) 1/2"	(1) 1/2"	No	50	50	IIIIIIII
157	J Bracket, 3/8" or 1/2" Setback	15.5 (254.0)	4	(2) 1/2"	(1) 1/2"	No	50	50	IIIIIIII
325	Box with 14-1/4" to 22-1/2" bar hanger	15.5 (254.0)	4	(2) 1/2"	—	No	10*	25	—
8325	Box with 14-1/4" to 22-1/2" bar hanger	15.5 (254.0)	4	(2) 1/2"	—	No	10*	25	IIIIIIII

** 10 lbs max. load recommended. UL Rated for 50 lbs on 16" centers.*

SEE END OF SECTION (PG A80) FOR DETAILED DRAWINGS »

4" OCTAGON BOXES – DRAWN WITH NONMETALLIC SHEATHED CABLE CLAMPS



APPLICATIONS

- RACO® Octagon Boxes are used in the installation of ceiling or wall lighting fixtures

PRODUCT FEATURES

- RACO® offers a variety of labor saving mounting brackets that allow for easy positioning of box along studs or joists
- Reference the Box Selection section in the front of this catalog for complete description of bracket types and features
- Fixture bar hanger allows box to be located anywhere along length of bar
- Combination screw heads provide for faster installation

COMPLIANCE

- UL LISTED

CAT. #	DESCRIPTION	CUBIC INCHES (CM³)	KNOCKOUTS			RECOMMENDED MAX. LOADS		STD. PKG.	BAR CODE
			CABLE PRIOUTS	SIDES CONDUIT	BOTTOM CONDUIT	CEILING FAN (DYNAMIC) LBS.	FIXTURE (STATIC) LBS.		
4" Octagon Box, 1-1/2" Deep – *Drawn with Nonmetallic Sheathed Cable Clamps*									
146	—	15.5 (254.0)	4	(2) 1/2"	(1) 1/2"	No	50	25	IIIIIIII
145	Side holes, 1/8" and 1/4"	15.5 (254.0)	4	(2) 1/2"	(1) 1/2"	No	50	50	—
150	Plaster Ears	15.5 (254.0)	4	(2) 1/2"	(1) 1/2"	No	50	25	IIIIIIII
160	J Bracket, 3/8" or 1/2" Setback	15.5 (254.0)	4	(2) 1/2"	(1) 1/2"	No	50	25	IIIIIII
164	TS Bracket, 1/2" Setback	15.5 (254.0)	4	(1) 1/2"	(1) 1/2"	No	50	25	IIIIIIII
326	Box with 14-1/4" to 22-1/2" bar hanger	15.5 (254.0)	4	(2) 1/2"	—	No	10*	25	—
8326	Box with 14-1/4" to 22-1/2" bar hanger	15.5 (254.0)	4	(2) 1/2"	—	No	10*	25	IIIIIIII
4" Octagon Box, 2-1/8" Deep – *Drawn with Nonmetallic Sheathed Cable Clamps*									
175	—	21.5 (352.3)	4	(2) 1/2"	(1) 1/2"	No	50	25	IIIIIIII
176	J Bracket, 5/8" Setback	21.5 (352.3)	4	(2) 1/2"	(1) 1/2"	No	50	25	IIIIIIII
177	TS Bracket, 1/2" Setback	21.5 (352.3)	4	(1) 1/2"	(1) 1/2"	No	50	25	—

** 10 lbs max. load recommended. UL Rated for 50 lbs on 16" centers.*

SEE END OF SECTION (PG A80) FOR DETAILED DRAWINGS »

CEILING BOXES AND COVERS

ROUND COVERS FOR 3-1/2" AND 4" OCTAGON BOXES

703, 8703-5

894KH

727, 732, 737

APPLICATION

- Covers are used to close an outlet box
- Raised covers are used for mounting lighting fixtures

PRODUCT FEATURES

- Combination screw heads provide for faster installation
- Swivel cover restricted to 20° swing from vertical
- KWIK-HANG® allows easy installation of high bay lighting fixtures. Fixture rests in position while wiring is completed

COMPLIANCE

- UL LISTED

CAT. #	DESCRIPTION	CUBIC INCHES (CM3)	RECOMMENDED MAX. LOADS		STD. PKG.	BAR CODE
			CEILING FAN (DYNAMIC) LBS.	FIXTURE (STATIC) LBS.		
3-1/2" Round Cover						
703	Flat, 1/2" KO In Center	—	No	—	25	IIIIIIII
8703-5*	Flat, 1/2" KO In Center	—	No	—	50	IIIIIIII
3-1/2" or 4" Swivel Fixture, Support Covers						
894KH	Kwik-Hang® , For 4" Octagon Boxes, 1/2" or 3/4" Conduit	—	No	50	25	IIIIIIII
4" Round Raised Cover						
737	Raised 1/2", Open, Ears 2-3/4" O.C.	3.3 (54.1)	No	50	25	IIIIIIII
727	Raised 5/8", Open, Ears 2-3/4" O.C.	3.8 (62.2)	No	50	25	IIIIIIII
732	Raised 1", Open, Ears 2-3/4" O.C.	6.5 (106.5)	No	50	25	—

**5 Bundles of 10 – sold in carton quantities only*

OCTAGON AND ROUND COVERS

722, 8722-5

724, 8724-5

725

729

731, 8731-5

5652-1

5653-1

5654-1

CATALOG #	DESCRIPTION	PKG. TYPE	STD. PKG.	BAR CODE
4" Octagon and Round Covers				
722	Flat, blank	—	50	IIIIIIII
8722-5*	Flat, blank	—	50	IIIIIIII
724	Flat, 1/2" KO	—	25	IIIIIIII
8724-5*	Flat, 1/2" KO	—	50	IIIIIIII
725	Flat, 3/4" KO	—	25	IIIIIIII
729	Flat, toggle switch	—	50	IIIIIIII
731	Flat, duplex receptacle	—	25	IIIIIIII
8731-5*	Flat, duplex receptacle	—	50	IIIIIIII
5" Round Steel Closure Plates				
5652-1	Off-white, screw and universal mount strap	Shrink	10	—
5653-1	Off-white, (2) 8-32 screws, direct mount to fixture outlet box	Shrink	10	—
5654-1	Off-white, fixture stud and universal mount strap	Shrink	10	—

**5 Bundles of 10 – sold in carton quantities only*

APPLICATIONS

- Covers are used to close an outlet box
- Switches or receptacles may be installed into octagon boxes by using covers 729 or 731

PRODUCT FEATURES

- 5" round covers feature state-of-the-art powder coat paint finish which provides a light texture finish and scratch resistance

COMPLIANCE

- UL LISTED

HANDY BOXES

SINGLE DEVICE HANDY BOXES AND EXTENSION RINGS

650, 8650, 650CSA

660, 8660

655

611

653

661, 661SP

662, 662SP

663, 8663

666

665

APPLICATIONS

- RACO® Handy boxes, also called utility boxes, are used for convenience outlets, switch boxes or small junction boxes
- They are popular for exposed work applications (surface mounted wiring)
- The NEC requires that surface-mounted wiring be enclosed with a protective covering such as EMT conduit

PRODUCT FEATURES

- Reference the Box Selection section in the front of this catalog for complete description of bracket types and features

COMPLIANCE

- UL LISTED
- All RACO UL listed steel boxes are acceptable for use in 2 hr. fire rated floor-ceiling and roof-ceiling assemblies, as well as 2 hr. fire rated bearing and non-bearing wood stud and steel stud walls.
  For additional information consult Fire Resistance Ratings ANSI/UL 263, Sec. III-6

CAT. #	DESCRIPTION	CUBIC INCHES (CM3)	KNOCKOUTS SIDES CONDUIT	KNOCKOUTS ENDS CONDUIT	KNOCKOUTS BOTTOM CONDUIT	STD. PKG.	BAR CODE
4" x 2" Handy Boxes, 1-1/2" Deep – *Welded with Conduit KO's*							
650	—	11.5 (188.5)	(6) 1/2"	(2) 1/2"	(3) 1/2"	50	—
8650	—	11.5 (188.5)	(6) 1/2"	(2) 1/2"	(3) 1/2"	25	IIIIIIII
650CSA	With Ground Screw Driven	11.5 (188.5)	(6) 1/2"	(2) 1/2"	(3) 1/2"	50	—
655	B Bracket, 1/4" Setback	11.5 (188.5)	(3) 1/2"	(2) 1/2"	(3) 1/2"	50	—
4" x 2" Handy Box Extension Rings, 1-1/2" Deep – *Welded with Conduit KO's*							
653	—	11.5 (188.5)	(6) 1/2"	(2) 1/2"	—	25	IIIIIIII
4" x 2" Handy Boxes, 1-7/8" Deep – *Drawn with Conduit KO's*							
660	Raised Ground	13.0 (213.0)	(6) 1/2"	(2) 1/2"	(2) 1/2"	50	—
8660	Raised Ground	13.0 (213.0)	(6) 1/2"	(2) 1/2"	(2) 1/2"	50	IIIIIIII
611	Raised Ground, With Ground Screw Driven	13.0 (213.0)	(6) 1/2"	(2) 1/2"	(2) 1/2"	50	—
661	Raised Ground, A Bracket, 5/8" Setback	13.0 (213.0)	(3) 1/2"	(2) 1/2"	(3) 1/2"	25	IIIIIIII
661SP	Raised Ground, A Bracket, 5/8" Setback	13.0 (213.0)	(3) 1/2"	(2) 1/2"	(3) 1/2"	18	IIIIIIII
662	Raised Ground, TS Bracket, 1/2" Setback	13.0 (213.0)	(3) 1/2"	(2) 1/2"	(3) 1/2"	25	IIIIIIII
662SP	Raised Ground, TS Bracket, 1/2" Setback	13.0 (213.0)	(3) 1/2"	(2) 1/2"	(3) 1/2"	18	IIIIIIII
663	Raised Ground	13.0 (213.0)	(4) 3/4"	(2) 3/4"	(1) 3/4"	50	—
8663	Raised Ground, 1-7/8" Depth (inside),	13.0 (213.0)	(4) 3/4"	(2) 3/4"	(1) 3/4"	25	IIIIIIII
666	Raised Ground	13.0 (213.0)	(6) 1/2"	(1) 1/2" (1) 3/4"	—	50	—
4" x 2" Handy Box Extension Rings, 1-7/8" Deep – *Drawn with Conduit KO's*							
665	—	13.0 (213.0)	(6) 1/2"	(2) 1/2"	—	20	IIIIIIII

SEE END OF SECTION (PG A81) FOR DETAILED DRAWINGS »

SINGLE DEVICE HANDY BOXES AND COVERS



CAT. #	DESCRIPTION	CUBIC INCHES (CM3)	KNOCKOUTS SIDES CONDUIT	KNOCKOUTS ENDS CONDUIT	KNOCKOUTS BOTTOM CONDUIT	STD. PKG.	BAR CODE
4" x 2" Handy Boxes, 2-1/8" Deep – *Welded with Conduit KO's*							
670RAC	—	16.5 (270.4)	(6) 1/2"	(2) 1/2"	(3) 1/2"	50	—
670RACRD	Color Red	16.5 (270.4)	(6) 1/2"	(2) 1/2"	(3) 1/2"	50	—
8670	—	16.5 (270.4)	(6) 1/2"	(2) 1/2"	(3) 1/2"	25	IIIIIIII
674	—	16.5 (270.4)	(4) 3/4"	(2) 3/4"	(2) 3/4"	50	IIIIIIII
678	TS Bracket, 1/2" Setback	16.5 (270.4)	(3) 1/2"	(2) 1/2"	(3) 1/2"	25	IIIIIIII
671	A Bracket, 5/8" Setback	16.5 (270.4)	(3) 1/2"	(2) 1/2"	(3) 1/2"	50	IIIIIIII
3-3/4" x 1-9/16" Industrial Handy Box and Cover – *Drawn with Conduit KO's*							
640	1-1/2" Depth	7.3 (119.6)	(6) 1/2"	(2) 1/2"	(3) 1/2"	50	—
880	Blank Cover with Captive Screws	—	—	—	—	50	—

CATALOG #	DESCRIPTION	STD. PKG.	BAR CODE
4" x 2" Handy Box Covers – *2-5/16" Wide x 4-3/16" Length*			
860	Blank	25	IIIIIIII
860RD	Blank, Red	25	IIIIIIII
861	1/2" KO, Centered	25	IIIIIIII
862	GFCI	25	IIIIIIII
865	Toggle Switch	25	IIIIIIII
864	Duplex Receptacle	25	IIIIIIII
863	Single Receptacle, 1.406" Dia.	25	IIIIIIII
867	20A Receptacle, 1.594" Dia.	25	IIIIIIII

APPLICATIONS

- RACO® Handy boxes, also called utility boxes, are used for convenience outlets, switch boxes or small junction boxes
- They are popular for exposed work applications (surface mounted wiring)
- The NEC requires that surface-mounted wiring be enclosed with a protective covering such as EMT conduit
- RACO® Handy Box covers are used to close a Handy Box
- Covers also may be used as single gang wall plates

PRODUCT FATURES

- Reference the Box Selection section in the front of this catalog for complete description of bracket types and features
- RACO® Handy Box covers are designed to match the contours of the box
- Cover corners are rounded
- All covers have captive screws

COMPLIANCE

- UL LISTED
- All RACO UL listed steel boxes are acceptable for use in 2 hr. fire rated floor-ceiling and roof-ceiling assemblies, as well as 2 hr. fire rated bearing and non-bearing wood stud and steel stud walls.
  For additional information consult Fire Resistance Ratings ANSI/UL 263, Sec. III-6

SEE END OF SECTION (PG A81) FOR DETAILED DRAWINGS »

TWO DEVICE HANDY / SWITCH BOXES AND COVERS

680

681, 681SP

683, 683SP

685, 685SP

871

872

873

APPLICATIONS

- Installers can save time and cut installation costs with two gang switch boxes
- Larger capacity boxes are ideal for todays designs where there is a need to install two devices at one location
- Drawn boxes are ideal for exposed work applications (surface mounted wiring)

PRODUCT FEATURES

- 681, 685 bracketed boxes are set back 1/2" eliminating the need for a plaster ring
- Reference the Box Selection section in the front of this catalog for complete description of bracket and clamp types and features
- 871, 872 and 873 covers are unpainted and manufactured from pre-galvanized steel

COMPLIANCE

- UL LISTED
- All RACO UL listed steel boxes are acceptable for use in 2 hr. fire rated floor-ceiling and roof-ceiling assemblies, as well as 2 hr. fire rated bearing and non-bearing wood stud and steel stud walls.
  For additional information consult Fire Resistance Ratings ANSI/UL 263, Sec. III-6

CAT. #	DESCRIPTION	CUBIC INCHES (CM³)	KNOCKOUTS		STD. PKG.	BAR CODE
			SIDES CONDUIT	BOTTOM CONDUIT		
4" Square Two Device Switch Boxes, 2-1/8" Deep – *Drawn with Conduit KO's*						
680	—	30.3 (496.5)	(12) 1/2"	(5) 1/2"	25	IIIIIIII
683	—	30.3 (496.5)	(8) 1/2", (4) 3/4"	(3) 1/2", (2) 3/4"	25	IIIIIIII
683SP	—	30.3 (496.5)	(8) 1/2", (4) 3/4"	(3) 1/2", (2) 3/4"	10	IIIIIIII
681	TS Bracket, 1/2" Setback	30.3 (496.5)	(9) 1/2"	(5) 1/2"	25	IIIIIIII
681SP	TS Bracket, 1/2" Setback	30.3 (496.5)	(9) 1/2"	(5) 1/2"	8	IIIIIIII
685	TS Bracket, 1/2" Setback	30.3 (496.5)	(6) 3/4"	(3) 1/2", (2) 3/4"	25	IIIIIIII
685SP	TS Bracket, 1/2" Setback	30.3 (496.5)	(6) 3/4"	(3) 1/2", (2) 3/4"	8	IIIIIIII
4" Square – Two Device Wall Plates						
871	2 Toggle Switches, 1/4" Raised from Surface	—	—	—	25	IIIIIIII
872	1 Duplex and 1 Toggle Switch, 1/4" Raised from Surface	—	—	—	25	IIIIIIII
873	2 Duplex Receptacles, 1/4" Raised from Surface	—	—	—	25	IIIIIIII

SEE END OF SECTION (PG A81) FOR DETAILED DRAWINGS »

3" x 2" SWITCH BOXES – WITH CONDUIT KO'S

400

420

500, 8500

501

503


502

504, 8504

505

506

509

508

599

APPLICATIONS

- RACO® Switch boxes are used to house wiring devices such as switches or outlets

PRODUCT FEATURES

- Reference the Box Selection section in the front of this catalog for complete description of bracket types and features
- Gangable switch boxes offer the option of constructing a box to hold two or more devices
- Plaster ears allow box to be used in "old work" applications

COMPLIANCE

- UL LISTED
- All RACO UL listed steel boxes are acceptable for use in 2 hr. fire rated floor-ceiling and roof-ceiling assemblies, as well as 2 hr. fire rated bearing and non-bearing wood stud and steel stud walls.
  For additional information consult Fire Resistance Ratings ANSI/UL 263, Sec. III-6

CAT. #	DESCRIPTION	CUBIC INCHES (CM3)	KNOCKOUTS				STD. PKG.	BAR CODE
			SIDES CONDUIT	ENDS CABLE	ENDS CONDUIT	BOTTOM CONDUIT		
1-1/2" Deep Switch Box – *Gangable with Conduit KO's*								
400	Plaster Ears	7.5 (122.9)	—	—	(2) 1/2"	(1) 1/2"	20	IIIIIIII
2" Deep Switch Box – *Gangable with Conduit KO's*								
420	Plaster Ears	10.0 (163.9)	(4) 1/2"	—	(2) 1/2"	(2) 1/2"	20	IIIIIIII
2-1/2" Deep Switch Box – *Gangable with Conduit KO's*								
500	Plaster Ears	12.5 (204.8)	(4) 1/2"	—	(2) 1/2"	(2) 1/2"	50	—
8500	Plaster Ears	12.5 (204.8)	(4) 1/2"	—	(2) 1/2"	(2) 1/2"	25	IIIIIIII
501	No Plaster Ears	12.5 (204.8)	(4) 1/2"	—	(2) 1/2"	(2) 1/2"	50	—
503	Plaster Ears	12.5 (204.8)	(4) 1/2"	—	(2) 3/4"	(2) 1/2"	50	—
502	B Bracket, 5/8" Setback	12.5 (204.8)	(4) 1/2"	—	(2) 1/2"	(2) 1/2"	10	IIIIIIII
504	TS Bracket, 1/2" Setback	12.5 (204.8)	(2) 1/2"	—	(2) 1/2"	(2) 1/2"	50	—
8504	TS Bracket, 1/2" Setback	12.5 (204.8)	(2) 1/2"	—	(2) 1/2"	(2) 1/2"	20	IIIIIIII
505	TS Bracket, 1/2" Setback	12.5 (204.8)	(2) 1/2"	—	(2) 3/4"	(2) 1/2"	50	—
506	Old Work TIGERGRIP®, Plaster Ears	12.5 (204.8)	—	—	(2) 1/2"	(2) 1/2"	16	IIIIIIII
509	Old Work, Plaster Ears	12.5 (204.8)	—	—	(2) 1/2"	(2) 1/2"	20	IIIIIIII
2-1/2" Deep Switch Box – *Nongangable with Conduit KO's*								
508	Old Work, 3/4" Sheet Rock Max., Plaster Ears	12.5 (204.8)	—	—	(2) 1/2"	—	20	IIIIIIII
2-1/2" Gangable Switch Box Partition – *Divides boxes into compartments*								
599	For All 2-1/2" Deep Gangable Switch Boxes	—	—	—	—	—	20	IIIIIIII

SEE END OF SECTION (PG A82) FOR DETAILED DRAWINGS »

3" x 2" SWITCH BOXES – WITH CONDUIT KO'S

APPLICATIONS

- RACO® Switch boxes are used to house wiring devices such as switches or outlets

PRODUCT FEATURES

- Reference the Box Selection section in the front of this catalog for complete description of bracket types and features
- Gangable switch boxes offer the option of constructing a box to hold two or more devices
- Plaster ears allow box to be used in "old work" applications

COMPLIANCE

- UL LISTED
- All RACO UL listed steel boxes are acceptable for use in 2 hr. fire rated floor-ceiling and roof-ceiling assemblies, as well as 2 hr. fire rated bearing and non-bearing wood stud and steel stud walls.
  For additional information consult Fire Resistance Ratings ANSI/UL 263, Sec. III-6

560

565

561

562

590, 8590

591

592

CAT. #	DESCRIPTION	CUBIC INCHES (CM3)	KNOCKOUTS				STD. PKG.	BAR CODE
			SIDES CONDUIT	ENDS CABLE	ENDS CONDUIT	BOTTOM CONDUIT		
2-3/4" Deep Switch Box – *Nongangable with Conduit KO's*								
560	Plaster Ears	14.0 (229.4)	(4) 1/2"	—	(2) 1/2"	(2) 1/2"	25	IIIIIIII
565	Plaster Ears	14.0 (229.4)	(4) 3/4"	—	(2) 3/4"	(2) 1/2"	50	—
561	No Plaster Ears	14.0 (229.4)	(4) 1/2"	—	(2) 1/2"	(2) 1/2"	50	—
562	TS Bracket, 1/2" Setback	14.0 (229.4)	(2) 1/2"	—	(2) 1/2"	(2) 1/2"	50	—
3-1/2" Deep Switch Box – *Gangable with Conduit KO's*								
590	Plaster Ears	18.0 (295.0)	(4) 1/2"	—	(4) 1/2"	(1) 1/2"	50	—
8590	Plaster Ears	18.0 (295.0)	(4) 1/2"	—	(4) 1/2"	(1) 1/2"	25	IIIIIIII
591	Plaster Ears	18.0 (295.0)	(4) 3/4"	—	(4) 3/4"	(1) 1/2"	50	IIIIIIII
592	No Plaster Ears	18.0 (295.0)	(4) 1/2"	—	(4) 1/2"	(1) 1/2"	50	—

SEE END OF SECTION (PG A82) FOR DETAILED DRAWINGS »

3" x 2" SWITCH BOXES – WITH ARMORED CABLE / METAL CLAD / FLEX CLAMPS

440

518



522

523

524, 8524

526

570RAC

574



600

604

APPLICATIONS

- RACO® Switch boxes are used to house wiring devices such as switches or outlets

PRODUCT FEATURES

- Gangable switch boxes offer the option of constructing a box to hold two or more devices
- Plaster ears allow box to be used in "old work" applications
- Reference the Box Selection section in the front of this catalog for complete description of clamp types and features

COMPLIANCE

- UL LISTED
- All RACO UL listed steel boxes are acceptable for use in 2 hr. fire rated floor-ceiling and roof-ceiling assemblies, as well as 2 hr. fire rated bearing and non-bearing wood stud and steel stud walls. For additional information consult Fire Resistance Ratings ANSI/UL 263, Sec. III-6

CAT. #	DESCRIPTION	CUBIC INCHES (CM3)	KNOCKOUTS				STD. PKG.	BAR CODE
			SIDES CONDUIT	ENDS CABLE	ENDS CONDUIT	BOTTOM CONDUIT		
2" Deep Switch Box – *Gangable with Armored Cable/Metal Clad/Flex Clamps*								
440	Plaster Ears	10.0 (163.9)	—	4	—	(1) 1/2"	50	—
2-1/2" Deep Switch Box – *Gangable with Armored Cable/Metal Clad/Flex Clamps*								
518	Plaster Ears	12.5 (204.8)	—	4	—	(1) 1/2"	25	IIIIIIII
524	TS Bracket, 1/2" Setback	12.5 (204.8)	—	4	(2) 1/2"	(1) 1/2"	50	—
8524	TS Bracket, 1/2" Setback	12.5 (204.8)	—	4	(2) 1/2"	(1) 1/2"	50	IIIIIIII
522	LB Bracket, 5/8" Setback	12.5 (204.8)	—	4	(2) 1/2"	(1) 1/2"	25	IIIIIIII
523	Plaster Ears, Old Work, GRIPTITE®	12.5 (204.8)	—	4	—	(1) 1/2"	25	IIIIIIII
2-1/2" Deep Switch Box – *Nongangable with Armored Cable/Metal Clad/Flex Clamps*								
526	Plaster Ears, Old Work, 3/4" Sheet Rock Max.	12.5 (204.8)	—	4	—	—	20	IIIIIIII
2-3/4" Deep Switch Box – *Gangable with Armored Cable/Metal Clad/Flex Clamps*								
570RAC	2-3/4" Depth, Plaster Ears	14.0 (229.4)	(4) 1/2"	4	(2) 1/2"	(1) 1/2"	50	—
574	2-3/4" Depth, TS Bracket, 1/2" Setback	14.0 (229.4)	(2) 1/2"	4	(2) 1/2"	(1) 1/2"	25	IIIIIIII
3-1/2" Deep Switch Box – *Gangable with Armored Cable/Metal Clad/Flex Clamps*								
600	Plaster Ears	18.0 (295.0)	(4) 1/2"	4	(2) 1/2"	(1) 1/2"	25	—
604	TS Bracket, 1/2" Setback	18.0 (295.0)	(4) 1/2"	4	(2) 1/2"	(1) 1/2"	25	IIIIIIII

SEE END OF SECTION (PG A82) FOR DETAILED DRAWINGS »

3" x 2" STAB-IT® SWITCH BOXES – WITH ARMORED CABLE / METAL CLAD / FLEX CLAMPS

APPLICATION

- For any job where flexible armored cable is being used.

PRODUCT FEATURES

- Designed for quick installation of flex, MC, MCI, MCI-A, AC, and HCF Cable
- Accepts cable sizes from 14/2 up to 10/3 for most cable types
- Available in 4" sq. 2-1/8" deep boxes with 1 or 2 *STAB-IT* connectors
- Each *STAB-IT* connector accommodates two cables
- Pre-installed 8" solid #12 pigtail for faster installation

COMPLIANCE

- UL LISTED
- All RACO UL listed steel boxes are acceptable for use in 2 hr. fire rated floor-ceiling and roof-ceiling assemblies, as well as 2 hr. fire rated bearing and non-bearing wood stud and steel stud walls.
  For additional information consult Fire Resistance Ratings ANSI/UL 263, Sec. III-6

518S

523S

524S

618S

623S

624S

CAT. #	DESCRIPTION	CUBIC INCHES (CM³)	KNOCKOUTS				STD. PKG.	BAR CODE
			SIDES CONDUIT	ENDS CABLE	ENDS CONDUIT	BOTTOM CONDUIT		
2-1/2" Deep Switch Box *STAB-iT* Connector								
518S	(1) *STAB-IT* Connector, Pigtail	12.5 (204.8)	—	—	—	(1) 1/2"	25	IIIIIIII
523S	(1) *STAB-IT* Connector, Old Work Clips, Pigtail	12.5 (204.8)	—	—	—	(1) 1/2"	25	IIIIIIII
524S	(1) *STAB-IT* Connector, TS Bracket, Pigtail	12.5 (204.8)	—	—	—	(1) 1/2"	50	IIIIIIII
3-1/2" Deep Switch Box *STAB-iT* Connector								
618S	(1) *STAB-IT* Connector, Pigtail	18.0 (295.0)	—	—	—	(1) 1/2"	25	IIIIIIII
623S	(1) *STAB-IT* Connector, Old Work Clips, Pigtail	18.0 (295.0)	—	—	—	(1) 1/2"	25	IIIIIIII
624S	(1) *STAB-IT* Connector, TS Bracket, Pigtail	18.0 (295.0)	—	—	—	(1) 1/2"	25	IIIIIIII

SEE END OF SECTION (PG A82) FOR DETAILED DRAWINGS »

3" X 2" SWITCH BOXES – WITH NONMETALLIC SHEATHED CABLE CLAMPS

410

445

471

473

487

519

528

529

596

545

540

517

531

512

APPLICATIONS

- RACO® Switch boxes are used to house wiring devices such as switches or outlets

PRODUCT FEATURES

- Beveled corner boxes are designed to prevent the clamp screws from protruding into back wall
- Reference the Box Selection section in the front of this catalog for complete description of bracket types and features
- Gangable switch boxes offer the option of constructing a box to hold two or more devices
- Plaster ears allow box to be used in "old work" applications

COMPLIANCE

- UL LISTED
- All RACO UL listed steel boxes are acceptable for use in 2 hr. fire rated floor-ceiling and roof-ceiling assemblies, as well as 2 hr. fire rated bearing and non-bearing wood stud and steel stud walls.
  For additional information consult Fire Resistance Ratings ANSI/UL 263, Sec. III-6

CAT. #	DESCRIPTION	CUBIC INCHES (CM3)	KNOCKOUTS				STD. PKG.	BAR CODE
			SIDES CONDUIT	ENDS CABLE	ENDS CONDUIT	BOTTOM CONDUIT		
1-1/2" Deep Switch Box – *Nongangable with Nonmetallic Sheathed Cable Clamps*								
410	Plaster Ears	7.5 (122.9)	—	4	—	—	25	IIIIIIII
2" Deep Switch Box – *Gangable with Nonmetallic Sheathed Cable Clamps*								
445	Plaster Ears	10.0 (163.9)	—	4	—	(1) 1/2"	50	—
2-1/4" Deep Switch Box – *Gangable with Nonmetallic Sheathed Cable Clamps*								
471	One Screw, Plaster Ears	10.5 (172.1)	—	4	—	(1) 1/2"	25	IIIIIIII
473	Level Bumps	10.5 (172.1)	—	4	(2) 1/2"	(1) 1/2"	20	IIIIIIII
487	Old Work, TIGERGRIP®	10.5 (172.1)	—	4	—	(1) 1/2"	20	IIIIIIII
2-1/2" Deep Switch Box – *Nongangable with Nonmetallic Sheathed Cable Clamps*								
596	No Plaster Ears	12.5 (204.8)	—	4	(2) 1/2"	—	50	—
545	Plaster Ears, Old Work, 3/4" Sheet Rock Max.	12.5 (204.8)	—	4	(2) 1/2"	—	20	IIIIIIII
2-1/2" Deep Switch Box – *Gangable with Nonmetallic Sheathed Cable Clamps*								
519	Plaster Ears	12.5 (204.8)	—	4	—	(1) 1/2"	25	IIIIIIII
528	Level Bumps	12.5 (204.8)	—	4	(2) 1/2"	(1) 1/2"	25	IIIIIIII
529	LB Bracket, 5/8" Setback	12.5 (204.8)	—	4	(2) 1/2"	(1) 1/2"	20	IIIIIIII
531	TS Bracket, 1/2" Setback	12.5 (204.8)	—	4	(2) 1/2"	(1) 1/2"	25	IIIIIIII
540	B Bracket, 1/4" Setback	12.5 (204.8)	—	4	(2) 1/2"	(1) 1/2"	50	—
517	Plaster Ears, Old Work, TIGERGRIP	12.5 (204.8)	—	4	—	(1) 1/2"	20	IIIIIIII
512	Plaster Ears, Old Work	12.5 (204.8)	—	4	—	(1) 1/2"	20	IIIIIIII

SEE END OF SECTION (PG A82) FOR DETAILED DRAWINGS »

SWITCH BOXES

3" X 2" SWITCH BOXES – WITH NONMETALLIC SHEATHED CABLE CLAMPS

APPLICATIONS

- RACO® Switch boxes are used to house wiring devices such as switches or outlets

PRODUCT FEATURES

- RACO® 355 and 8355 are extra wide for ease of GFCI installation
- Reference the Box Selection section in the front of this catalog for complete description of bracket types and features
- Gangable switch boxes offer the option of constructing a box to hold two or more devices
- Plaster ears allow box to be used in "old work" applications

COMPLIANCE

- UL LISTED
- All RACO UL listed steel boxes are acceptable for use in 2 hr. fire rated floor-ceiling and roof-ceiling assemblies, as well as 2 hr. fire rated bearing and non-bearing wood stud and steel stud walls.
  For additional information consult Fire Resistance Ratings ANSI/UL 263, Sec. III-6

564

567

355, 8355

601, 8601

601G

603

605

CAT. #	DESCRIPTION	CUBIC INCHES (CM³)	KNOCKOUTS				STD. PKG.	BAR CODE
			SIDES CONDUIT	ENDS CABLE	ENDS CONDUIT	BOTTOM CONDUIT		
2-3/4" Deep Switch Box – *Gangable with Nonmetallic Sheathed Cable Clamps*								
567	Plaster Ears	14.0 (229.4)	(4) 1/2"	4	(2) 1/2"	(1) 1/2"	25	IIIIIIII
564	TS Bracket, 1/2" Setback	14.0 (229.4)	(2) 1/2"	4	(2) 1/2"	(1) 1/2"	25	IIIIIIII
2-27/32" Deep Switch Box – *Nongangable with Nonmetallic Sheathed Cable Clamps*								
355	S Bracket, Nails	15.8 (258.9)	—	4	—	(1) 1/2"	50	—
8355	S Bracket, Nails	15.8 (258.9)	—	4	—	(1) 1/2"	20	IIIIIIII
3-1/2" Deep Switch Box – *Gangable with Nonmetallic Sheathed Cable Clamps*								
601	Plaster Ears	18.0 (295.0)	(4) 1/2"	4	(2) 1/2"	(1) 1/2"	25	—
8601	Plaster Ears	18.0 (295.0)	(4) 1/2"	4	(2) 1/2"	(1) 1/2"	25	IIIIIIII
601G	Plaster Ears, With Ground Screw Driven	18.0 (295.0)	(4) 1/2"	4	(2) 1/2"	(1) 1/2"	25	—
605	TS Bracket, 1/2" Setback	18.0 (295.0)	(4) 1/2"	4	(2) 1/2"	(1) 1/2"	25	IIIIIIII
603	B Bracket, 5/8" Setback	18.0 (295.0)	(4) 1/2"	4	(2) 1/2"	(1) 1/2"	25	—

SEE END OF SECTION (PG A82) FOR DETAILED DRAWINGS »

SHALLOW SWITCH BOXES – WITH NONMETALLIC SHEATHED CABLE CLAMPS

404, 404SP

405

418

APPLICATIONS

- RACO® Shallow switch boxes are made for use with furring strips and 1/4" paneling
- Switch boxes are used to house wiring devices such as switches or outlets

PRODUCT FEATURES

- RACO® "D" bracket is pre-scored and can be broken off if needed
- Reference the Box Selection section in the front of this catalog for complete description of bracket types and features
- 418 will accept 4" square mudring or flat cover

COMPLIANCE

- UL LISTED
- All RACO UL listed steel boxes are acceptable for use in 2 hr. fire rated floor-ceiling and roof-ceiling assemblies, as well as 2 hr. fire rated bearing and non-bearing wood stud and steel stud walls. For additional information consult Fire Resistance Ratings ANSI/UL 263, Sec. III-6

CAT. #	DESCRIPTION	CUBIC INCHES (CM³)	KNOCKOUTS				STD. PKG.	BAR CODE
			SIDES CONDUIT	ENDS CABLE	ENDS CONDUIT	BOTTOM CONDUIT		
3-3/4" x 2" Switch Box, 1" Deep – *Nongangable with Nonmetallic Sheathed Cable Clamps*								
404	Q Clamp, 1/4" Setback	6.5 (106.5)	—	2	(1) 1/2"	—	25	IIIIIIII
404SP	Q Clamp, 1/4" Setback	6.5 (106.5)	—	2	(1) 1/2"	—	6	IIIIIIII
405	Q Clamp, 1/4" Setback	6.5 (106.5)	—	4	—	—	25	IIIIIIII
4" x 4" Switch Box, 1" Deep – *Nongangable with Nonmetallic Sheathed Cable Clamps*								
418	(2) Q Clamp, 1/4" Setback	14.8 (242.5)	—	4	(2) 1/2"	—	25	IIIIIIII

MULTIDEVICE LARGE CAPACITY SWITCH BOXES & PARTITIONS

APPLICATIONS

- Installers can save time and cut installation costs with multigang switch boxes
- Larger capacity boxes are ideal for todays designs where there is a need to install two devices at one location

PRODUCT FEATURES

- Reference the Box Selection section in the front of this catalog for complete description of bracket and clamp types and features

COMPLIANCE

- UL LISTED

686

687

971

CAT. #	DESCRIPTION	CUBIC INCHES (CM³)	KNOCKOUTS				STD. PKG.	BAR CODE
			SIDES CONDUIT	ENDS CABLE	ENDS CONDUIT	BOTTOM CONDUIT		
Multidevice Switch Boxes, 2-1/2" Deep – *Welded with Conduit KO's*								
686	3-Gang, 1/2" Setback	47.8 (783.3)	(6) 1/2", (6) 3/4"	—	(2) 1/2", (2) 3/4"	(3) 1/2", (3) 3/4"	10	IIIIIIII
687	4-Gang, 1/2" Setback	63.5 (1040.6)	(8) 1/2", (8) 3/4"	—	(2) 1/2", (2) 3/4"	(4) 1/2", (4) 3/4"	10	IIIIIIII
Low-Voltage Partition								
971	For 686 and 687 Boxes	—	—	—	—	—	25	—

SEE END OF SECTION (PG A82) FOR DETAILED DRAWINGS »

951 through 955

941 through 945

CAT. #	DESCRIPTION	CUBIC INCHES (CM3)	KNOCKOUTS			STD. PKG.	BAR CODE
			TOP & BOTTOM	SIDES	BACK		
Gang Boxes, 1-5/8" Deep – *Welded with Conduit KO's*							
951	2-Gang	47.0 (770.1)	8 Conc. 1/2" & 3/4"	4 Conc. 1/2" & 3/4"	(3) 1/2" (2) 3/4"	5	—
952	3-Gang	60.0 (983.2)	10 Conc. 1/2" & 3/4"	4 Conc. 1/2" & 3/4"	(6) 1/2" (4) 3/4"	5	IIIIIIII
953	4-Gang	72.8 (1192.9)	12 Conc. 1/2" & 3/4"	4 Conc. 1/2" & 3/4"	(6) 1/2" (4) 3/4"	5	IIIIIIII
954	5-Gang	85.8 (1406.0)	14 Conc. 1/2" & 3/4"	4 Conc. 1/2" & 3/4"	(6) 1/2" (4) 3/4"	5	—
955	6-Gang	98.5 (1614.1)	16 Conc. 1/2" & 3/4"	4 Conc. 1/2" & 3/4"	(6) 1/2" (4) 3/4"	1	—
Gang Boxes, 2-1/2" Deep – *Welded with Conduit KO's*							
941	2-Gang	70.0 (1147.0)	(4) 3/4" 4 Conc. 3/4" & 1"	4 Conc. 3/4" & 1"	(3) 1/2" (2) 3/4"	5	IIIIIIII
942	3-Gang	90.0 (1474.8)	(8) 3/4" 2 Conc. 3/4" & 1"	4 Conc. 3/4" & 1"	(6) 1/2" (4) 3/4"	5	IIIIIIII
943	4-Gang	110.0 (1802.5)	(4) 3/4" 4 Conc. 3/4" & 1"	4 Conc. 3/4" & 1"	(6) 1/2" (4) 3/4"	5	IIIIIIII
944	5-Gang	130.0 (2130.3)	(6) 3/4" 4 Conc. 3/4" & 1"	4 Conc. 3/4" & 1"	(6) 1/2" (4) 3/4"	5	IIIIIIII
945	6-Gang	150.0 (2458.0)	(6) 3/4" 6 Conc. 3/4" & 1"	4 Conc. 3/4" & 1"	(6) 1/2" (4) 3/4"	1	IIIIIIII

APPLICATIONS

- RACO® Gang boxes are used where a number of wiring devices are to be centrally located

PRODUCT FEATURES

- Gang boxes save time in installation, no need to gang boxes together
- Have 1/2" and 3/4" concentric KO's for use with a wide variety of wiring methods
- Bottom KO pattern, 3-1/2" and 2-3/4" at either end of box
- Accept two styles of covers, flat and 3/4" raised device cover
- Use low voltage partitions #974 or #949

COMPLIANCE

- UL LISTED

SEE END OF SECTION (PG A82) FOR DETAILED DRAWINGS »

MULTIGANG BOXES

COVERS AND PARTITIONS

821

822

823



824

825



828

834, 836

974

949

APPLICATIONS

- RACO® Gang box covers permit the mounting of devices
- Low voltage partitions may be added to boxes to divide power from voice/data
- RACO® 834 and 836 covers are ideal for nurse call stations

PRODUCT FEATURES

- RACO® Device covers also fit next smaller box, i.e. three gang cover fits two or three gang box
- Partition divides boxes into compartments

COMPLIANCE

- UL LISTED

CAT. #	DESCRIPTION	FOR GANG BOXES	CU. IN. CAPACITY (CM^3)	STD. PKG.	BAR CODE
Device Covers for Gang Boxes- *Raised 3/4"*					
821	2-Gang, 7-1/16" Width	951 or 941	10.0 (163.8)	5	—
822	3-Gang, 8-7/8" Width	952 or 942	15.3 (250.7)	5	IIIIIIII
823	4-Gang, 10-11/16" Width	953 or 943	20.3 (332.6)	5	IIIIIIII
824	5-Gang, 12-1/2" Width	954 or 944	25.5 (417.8)	5	—
825	6-Gang, 14-5/16" Width	955 or 945	30.5 (499.8)	1	—
828	9-Gang, 19-3/4" Width	958	45.8 (750.5)	1	—
Device Covers for Gang Boxes					
834	3-Gang, 8-7/8" Width, 2" Raised	952 or 942	40.8 (668.5)	15	—
836	3-Gang, 8-7/8" Width. 1-1/2" Raised	952 or 942	30.6 (501.4)	20	—
Low Voltage Partitions for Gang Boxes					
974	For 1-5/8" Deep	—	—	25	—
949	For 2-1/2" Deep	—	—	25	—

BLANK COVERS



844

845

846

847

848

CAT. #	DESCRIPTION	FOR GANG BOXES	STD. PKG.	BAR CODE
Flat, Blank Covers for Gang Boxes				
844	2-Gang, 7-1/16" Width	951 or 941	5	—
845	3-Gang, 8-7/8" Width	952 or 942	5	—
846	4-Gang, 10-11/16" Width	953 or 943	5	—
847	5-Gang, 12-1/2" Width	954 or 944	1	—
848	6-Gang, 14-5/16" Width	955 or 945	1	—

APPLICATIONS

- Covers are used to close a multigang box

CONCRETE RINGS, CEILING BOX AND COVER PLATES

270RAC

271

272

277

273

278

274, 279

275

276

284 GORILLA-RING®

280

918

890

892

893

APPLICATIONS

- RACO® Concrete rings are used with poured deck (floor) in high-rise construction
- These boxes are installed on wooden or steel concrete forms. After the forms are removed, the box is flush with the concrete
- *RACO® Ceiling Fan Concrete Ring 284 is listed for support of ceiling fans

PRODUCT FEATURES

- Flat sides provide excellent contact for locknuts
- External ears are used to nail the ring to the wood form
- Top cover is removable for before-pour work
- Ears on inside of box are for fixtures
- Waxed fixture ears prevent concrete from interfering with the threads
- A variety of cover plates are available
- Cover plate must be ordered separately with all RACO® concrete rings

COMPLIANCE

- UL LISTED

CAT. #	DESCRIPTION	CUBIC INCHES (CM³)	KNOCKOUTS	RECOMMENDED MAX. LOADS CEILING FAN (DYNAMIC) LBS.	RECOMMENDED MAX. LOADS FIXTURE (STATIC) LBS.	STD. PKG.	BAR CODE
Concrete Rings							
270RAC	2" Deep	24.5 (401.4)	Single Row KO's - 1/2" and 3/4"	No	50	25	—
271	2-1/2" Deep	30.8 (504.7)	Single Row KO's - 1/2" and 3/4"	No	50	25	IIIIIIII
272	3" Deep	37.0 (606.3)	Single Row KO's - 1/2" and 3/4"	No	50	25	—
277	3" Deep	37.0 (606.3)	Single Row KO's - 3/4" and 1"	No	50	25	—
273	3-1/2" Deep	43.0 (704.6)	Double Row KO's - 1/2" and 3/4"	No	50	20	—
278	3-1/2" Deep	43.0 (704.6)	Single Row KO's - 3/4" and 1"	No	50	20	—
274	4" Deep	49.3 (807.8)	Double Row KO's - 1/2" and 3/4"	No	50	20	—
279	4" Deep	49.3 (807.8)	Double Row KO's - 3/4" and 1"	No	50	20	—
275	5" Deep	61.5 (1007.8)	Double Row KO's - 1/2" and 3/4"	No	50	10	—
276	6" Deep	74.0 (1212.6)	Double Row KO's - 1/2" and 3/4"	No	50	10	—
284*	4" Deep	49.3 (807.8)	Double Row KO's - 1/2" and 3/4"	70	150	6	—
Hung Ceiling Box							
280	3-1/2" Deep, includes an 890 cover	43.0 (704.6)	Double Row KO's (8) 1/2" and (8) 3/4"	No	—	20	—
918	30" Long Bars for Hung Ceiling Box	—	—	No	—	40	—

CAT. #	DESCRIPTION	STD. PKG.	BARCODE
Concrete Ring - Back Plates/Covers and Adapter Ring			
890	(3) 1/2" and (2) 3/4" KO's, O.D. 4-1/2"	25	IIIIIIII
892	Flat, Blank, O.D. 4-1/2"	25	—
893	O.D. 4-1/2", Joins Octagon Ext. Ring to Concrete Ring, Two Retained Screws	50	—

SEE END OF SECTION (PG A83) FOR DETAILED DRAWINGS »

MASONRY BOXES AND PARTITIONS

690 through 694



695 through 699

960



965

971

949

CAT. #	DESCRIPTION	CUBIC INCHES (CM³)	KNOCKOUTS SIDES CONDUIT	KNOCKOUTS ENDS CONDUIT	KNOCKOUTS BOTTOM CONDUIT	STD. PKG.	BAR CODE
Masonry Boxes, 2-1/2" Deep – *Nongangable with conduit KO's*							
690	1-gang, 1-31/32" wide	16.0 (262.1)	4 Conc.	2 Conc.	2 Conc.	25	—
691	2-gang, 3-25/32" wide	31.8 (521.1)	4 Conc.	4 Conc.	4 Conc.	25	—
692	3-gang, 5-19/32" wide	47.8 (783.3)	4 Conc.	6 Conc.	3 Conc.	10	—
693	4-gang, 7-13/32" wide	63.5 (1040.5)	4 Conc.	8 Conc.	4 Conc.	10	—
694	5-gang, 9-7/32" wide	79.5 (1302.7)	4 Conc.	10 Conc.	5 Conc.	10	—
960	6-gang, 11-1/32" wide	95.3 (1561.6)	4 Conc.	12 Conc.	6 Conc.	1	—
Masonry Boxes, 3-1/2" Deep – *Nongangable with conduit KO's*							
695	1-gang, 1-31/32" wide	22.5 (368.7)	4 Conc.	4 Conc.	2 Conc.	25	—
8695	1-gang, 1-31/32" wide	22.5 (368.7)	4 Conc.	4 Conc.	2 Conc.	25	IIIIIIII
696	2-gang, 3-25/32" wide	45.0 (737.4)	4 Conc.	8 Conc.	4 Conc.	25	IIIIIIII
697	3-gang, 5-19/32" wide	67.3 (1102.8)	4 Conc.	12 Conc.	3 Conc.	10	IIIIIIII
698	4-gang, 7-13/32" wide	89.8 (1471.5)	4 Conc.	16 Conc.	4 Conc.	10	—
699	5-gang, 9-7/32" wide	112.3 (1840.2)	4 Conc.	20 Conc.	5 Conc.	10	—
965	6-gang, 11-1/32" wide	134.8 (2208.9)	4 Conc.	24 Conc.	6 Conc.	1	—

CATALOG #	DESCRIPTION	STD. PKG.	BARCODE
Low Voltage Partitions for Masonry Boxes			
971	For nongangable, 2-1/2" or 3-1/2" deep boxes	25	—
949	For gangable, 2-1/2" deep boxes	25	IIIIIIII

APPLICATIONS

- RACO® Masonry boxes are designed to accommodate the mounting of switches or other devices in masonry walls
- Gangable masonry boxes offer the option of constructing a box to hold two or more devices
- 2-1/2" deep boxes are used in 4" block walls, 3-1/2" deep boxes are used in 6" or 8" block walls

NONGANGABLE PRODUCT FEATURES

- Rugged welded design does not fall apart during construction
- Available from one to six gang configurations in both 2-1/2" and 3-1/2" depths
- Rectangular shape fits square cuts in block
- Large volume design allows for additional work room inside the box
- Standard 1/2" and 3/4" concentric Knockouts
- Device ears inside the box prevent mortar from getting in the device holes
- Steel low voltage partition #971 fits all 2-1/2" or 3-1/2" depths
- Standard wall plates can be used

COMPLIANCE

- UL LISTED

SEE END OF SECTION (PG A83) FOR DETAILED DRAWINGS »

MASONRY BOXES

GANGABLE MASONRY BOXES AND PARTITIONS

APPLICATIONS

- RACO® Masonry boxes are designed to accommodate the mounting of switches or other devices in masonry walls
- Gangable masonry boxes offer the option of constructing a box to hold two or more devices
- 2-1/2" deep boxes are used in 4" block walls, 3-1/2" deep boxes are used in 6" or 8" block walls

GANGABLE PRODUCT FEATURES

- Rugged welded design does not fall apart during construction
- Gangable design allows installer to build unlimited number of gangs to hold multiple devices
- Rectangular shape fits square cuts in block
- Standard 1/2" and 3/4" TKO® Knockouts
- Device ears inside the box prevent mortar from getting in the device holes
- Steel low voltage partitions:
  #675 fits 2-1/2" box
  #676 fits 3-1/2" deep box
- Forward mounted grounding provision allows for easy installation of grounding pigtail
- Standard wall plates can be used

COMPLIANCE

- UL LISTED

688

689

675

676

CAT. #	DESCRIPTION	CUBIC INCHES (CM3)	KNOCKOUTS SIDES CONDUIT	KNOCKOUTS ENDS CONDUIT	KNOCKOUTS BOTTOM CONDUIT	STD. PKG.	BAR CODE
Masonry Boxes, 2-1/2" Deep – *Gangable with conduit KO's*							
688	1-gang, 1-15/16" wide	15.5 (253.9)	4 TKO®	2 TKO®	2 TKO®	20	IIIIIIII
Masonry Boxes, 3-1/2" Deep – *Gangable with conduit KO's*							
689	1-gang, 1-15/16" wide	22.5 (368.7)	4 TKO®	4 TKO®	2 TKO®	20	IIIIIIII

CATALOG #	DESCRIPTION	STD. PKG.	BARCODE
Low Voltage Partitions for Masonry Boxes			
675	For gangable, 2-1/2" deep boxes	20	IIIIIIII
676	For gangable, 3-1/2" deep boxes	20	IIIIIIII

BLOCK-LOC™ MASONRY BOXES

689B

695B

696B

697B

698B



786B

796B

899B

BLOCK-LOC™ APPLICATIONS

- For power and data outlets in masonry block walls

BLOCK-LOC™ FEATURES

- Integral brackets securely hold power and data outlets to concrete block from front and back in masonry block walls
- Quick and accurate positioning
- Break off front tabs

COMPLIANCE

- UL LISTED

CATALOG #	DESCRIPTION	CUBIC INCHES (CM3)	KNOCKOUTS			STD. PKG.	BAR CODE
			SIDES CONDUIT	ENDS CONDUIT	BOTTOM CONDUIT		
BLOCK-LOC Masonry Boxes							
689B	3-1/2" deep 1-gang, gangable	22.5 (368.7)	4 TKO®	2 TKO®	2 TKO®	18	IIIIIIII
695B	3-1/2" deep 1-gang, welded	22.5 (368.7)	4 Conc.	4 Conc.	2 Conc.	18	IIIIIIII
696B	3-1/2" deep 2-gang, welded	45.0 (737.4)	4 Conc.	8 Conc.	4 Conc.	12	IIIIIIII
697B	3-1/2" deep 3-gang, welded	67.3 (1102.8)	4 Conc.	12 Conc.	3 Conc.	12	IIIIIIII
698B	3-1/2" deep 4-gang, welded	89.8 (1471.6)	4 Conc.	16 Conc.	4 Conc.	6	IIIIIIII
786B	4" Sq. 1-gang tile cover, 2" deep	14.5 (237.6)	—	—	—	25	IIIIIIII
796B	4" Sq. 2-gang tile cover, 2" deep	20.5 (335.9)	—	—	—	20	IIIIIIII
899B	4-11/16" Sq. 1-gang tile cover, 2" deep	16.0 (262.2)	—	—	—	12	IIIIIIII

BOX SUPPORT PRODUCTS

BRACES AND BRACKETS - BETWEEN STUDS

APPLICATIONS
9004R - 9006R, 9013R - 9015R

- RACO® Braces and extenders are used for metal or wood stud box positioning

PRODUCT FEATURES

- Available for 1-1/2" or 2-1/8" deep boxes
- Locator dimples on face of bar allows for exact positioning of single or multiple boxes
- Dimple feature provides quick start of screws, and reinforcement to prevent box mounting screws from stripping out when box is mounted
- Design of adjustable brace allows ground screw to clear when box is mounted
- Boxes attach easily with self-tapping screws

COMPLIANCE

- c UL us LISTED

APPLICATIONS - 9001, 9002

- Positions electrical boxes, plaster rings and low voltage devices between studs

PRODUCT FEATURES

- Fold-back stabilizer leg prevents bracket from being pushed back in wall cavity during drywall installation
- Designed for 2-1/2" or 3-1/2" studs.
- Mounts 4" or 4-11/16" sq. boxes
- Box can be mounted on ring without raised cover to save time by providing maximum work area inside box
- When mounted, raised cover is brought to within 1/16" of drywall everytime and will not bulge or break out drywall

COMPLIANCE

- c UL us LISTED

9013R, 9015R

9004R, 9006R

9001



9002

CATALOG #	DESCRIPTION	STD. PKG.	BARCODE
Non-adjustable Box Mounting Brace – *For 4" and 4-11/16" square box*			
9004R	For 16" stud spacing, 1-1/2" or 2-1/8" deep box	50	—
9006R	For 24" stud spacing, 1-1/2" or 2-1/8" deep box	50	—
Adjustable Box Mounting Brace – *For 4" and 4-11/16" square box*			
9013R	Adjusts from 10-3/8" to 18", 1-1/2" or 2-1/8" deep box	50	—
9015R	Adjusts from 15" to 26", 1-1/2" or 2-1/8" deep box	50	—
Fixed Position Box Mounting Brackets – *For 4" and 4-11/16" square box*			
9001	(3) Box, for 16" O. C. studs	50	—
9002	(4) Box, for 24" O. C. Studs	50	—

OPEN CENTER BRACKETS



APPLICATION
- Easily position and adjust electrical boxes and plaster rings between studs

FEATURES
- Accepts both 4" and 4-11/16" square boxes and plaster rings
- Opening gives installer flexibility of box position between studs
- Features built-in first means of support for securing and supporting flex and armored cable
- Built-in ruler to aid in alignment of electrical box



9024R



9016R

CATALOG #	DESCRIPTION	STD. PKG.	BARCODE
Box Support Brackets			
9016R	Bracket for 16" stud spacing	25	—
9024R	Bracket for 24" stud spacing	25	—



APPLICATION
- Perfect for commercial construction. Can be adjusted for use on stud spacing anywhere from 16-24". Accommodates 4" or 4-11/16" square boxes and plaster rings. Provides maximum flexibility for installers while reducing required SKU's on the jobsite

FEATURES
- Accepts 4" and 4-11/16" square boxes
- Large opening allows multiple boxes to mount anywhere in the space
- Rigid design eliminates need for far-side support
- Adjusts from 16" to 24"
- Can be cut for use in smaller spacing
- Centering marks for quick installation
- Use on wood or metal studs
- Galvanized steel construction

COMPLIANCE
- UL LISTED

9020R

CATALOG #	DESCRIPTION	STD. PKG.	BARCODE
Adjustable Box Support Bracket			
9020R	Adjustable Open Center Bracket for 16" to 24" stud spacing	25	—

BOX SUPPORT PRODUCTS

BRACKETS AND BOX SUPPORTS - ON STUDS

APPLICATIONS - 9018

- Supports electrical box when mounted to a stud

PRODUCT FEATURES

- Dual-point mounting, right or left of stud Perfect for prefab applications
- Mounts 4" or 4-11/16" sq. box to 2-1/2", 3-1/2" or 6" studs

COMPLIANCE

- UL LISTED

APPLICATIONS - SBRNRRAC

- Bracket supports electrical box when mounted to a stud

PRODUCT FEATURES

- Patented, built-in cable support accepts up to 3 MC cables (12-2MC to 10-4 MC)
- Mounts 4" sq. box left or right of stud
- Patented flip-out support accommodates wood and metal stud depths: 2-1/2", 3-1/2", 3-5/8", 5-1/2" and 6"

COMPLIANCE

- c UL us LISTED

APPLICATIONS - 980 BOX-LOC® & 978

(sold separately)

- Allows any 4" or 4-11/16" square metal box to be affixed to a metal stud quickly and easily. 978 Far Side Support prevents box from being pushed back in wall cavity

PRODUCT FEATURES

- 980 Patented spring-steel design installs in seconds without tools
- 978 simply snaps into hole in back of box and is easily cut to fit wall cavity

APPLICATIONS - SP2RAC

- Spanner bar SP2RAC works for 24" spans, works with both SBRNRRAC and S1CRAC bracket systems to provide support between two metal or wood studs
- Bars can be used in many mechanical support applications

PRODUCT FEATURES

- 1" high profile, 1/8" mounting holes, 1" O.C.
- Heavy 20 guage .038" guage pre-galvanized steel construction for secure and rigid support of boxes in wall cavity



SBRNRRAC

9018

BOX-LOC® 980

978

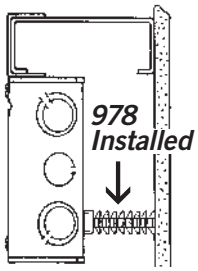

SP2RAC

987

CATALOG #	DESCRIPTION	STD. PKG.	BARCODE
Two-point Box Mounting Brackets			
9018	Left or right side stud mount	100	—
Single Box Mounting Bracket with Cable Support – *For MC/BX wiring systems*			
SBRNRRAC	Positions a 4" Sq. junction box between two studs	30	—
BOX-LOC Metal Stud Clip			
980	Spring steel bracket	50	IIIIIIII
Plastic Far Side Support			
978	1-7/8" rigid, plastic support	50	—
Between Stud Spanner Bar			
SP2RAC	Spans 24" between two metal or wood studs	30	—
Bracket Support			
987	Heavy duty universal bracket support	25	—

BOX AND CABLE SUPPORTS - BETWEEN STUDS AND FLOOR

9009

9010

CS1RAC

CS2RAC

CATALOG #	DESCRIPTION	STD. PKG.	BARCODE
Floor Mounted Box Support			
9009	12" tall bracket	25	—
9010	18" tall bracket	25	—
MC/BX Cable Holder			
CS1RAC	16" -10 Cable positions	50	—
CS2RAC	24" - 24" Cable positions	50	—

APPLICATIONS - 9009, 9010

- Supports electrical boxes from floor or concrete forms

PRODUCT FEATURES

- Fold back stabilizer prevents bracket from being pushed back in wall cavity during drywall installation
- Designed for mounting square boxes 12" or 18" above floor. Mounts to metal or wood plate.
- Mounts 4" or 4-11/16" square boxes
- Box can be mounted on support without drywall ring to save time by providing maximum working area in box
- When mounted, raised cover is brought to within 1/16" of drywall every time. Will not bulge or break out drywall

COMPLIANCE

- UL LISTED

APPLICATIONS - CS1RAC & CS2RAC

- CS1RAC and CS2RAC are used to organize runs of MC or BX cables with spacing for NEC requirements that eliminate the need for derating
- Flexibility allows for multiple mounting applications

PRODUCT FEATURES

- Cable holders can be mounted in multiple configurations - wall/surface, hung by 1/4" all threaded rod, top of wall mounted or deck mounted
- Easy to use, integrated locking tabs hold cable securely in place - snap cable in, no additional hardware required to hold cables in place
- Cable holders accept cable ranges 12-2MC to 10-4MC
- Heavy 20 guage .038" gauge pre-galvanized steel construction for secure and rigid support of boxes in wall cavity

COMPLIANCE

- UL LISTED

BOX SUPPORT PLATES

BOX SUPPORTS - CEILING





9112R



9112RL



9118R

APPLICATIONS

- RACO® box support and conduit positioning plates offer flexible options for quickly hanging electrical boxes in commercial or industrial overhead applications. **Also provides a means of positioning for conduit exiting the box**. Create a clean, organized and strong installation that saves time and materials compared to traditional suspended procedures.

  Two 12" models accommodate up to 6" x 6" boxes. Larger 18" model can hold multiple 4" square boxes, or larger boxes up to 12" x 12", including our Grand Slam junction box.

PRODUCT FEATURES

- Mount horizontally or vertically from a single 3/8" threaded rod
- Bendable tabs secure plate in vertical installation
- Multiple markings for easier box alignment
- Pre-punched holes for rear raceway access
- Holes and slots provide limitless options for clamp or strap installation
- Lanced feature on 9112RL for easier one-hole strap installation
- Constructed of 16 gauge galvanized steel

COMPLIANCE

- UL LISTED

CATALOG #	DESCRIPTION	STD. PKG.	BARCODE
12" x 12" Square Box & Conduit Hangers			
9112R	Flat plate, 16 gauge galvanized steel	10	—
9112RL	Lanced plate, 16 gauge galvanized steel	10	—
16" x 16" Square Box & Conduit Hangers			
9118R	Flat plate, 16 gauge galvanized steel	5	—

BOX SUPPORTS - CEILING

920, 922



991

CATALOG #	DESCRIPTION	RECOMMENDED MAX. LOADS		STD. PKG.	BAR CODE
		CEILING FAN (DYNAMIC) LBS.	FIXTURE (STATIC) LBS.		
Adjustable Bar Hangers					
920	Clip, adjusts 14-1/4" to 22-1/2"	No	10**	25	IIIIIIII
922	Clip, adjusts 14-1/4" to 22-1/2"	No	10**	50	—

***UL rated at 16" span on center for 50 lbs.*

CATALOG #	DESCRIPTION	STD. PKG.	BARCODE
Box Support Products			
991	KWIK-HANG™ box support hanger	50	—

APPLICATION - 920, 922

- RACO® Adjustable bar hanger allows box to be placed between ceiling joists or wall studs quickly and easily

PRODUCT FEATURES

- Both RACO® 920 and 922 bar fixture hangers allow box to be located anywhere along length of bar
- 920, 922 Clip installs in 1/2" knockout located in bottom (back) of box
- RACO® box must be ordered separately

BOX INSTALLATION

- Bar hangers attach to octagon or square boxes through center 1/2" knockouts
- Remove knockout from box, also the screw and fixture clip from bar hanger
- When box is located accurately between joists, tighten the screw securely

KWIK-HANG™ APPLICATIONS

- Designed to support 4" square, 4-11/16" square, round, or octagon boxes in hanging applications
- Uses existing holes in bottom of box for quick installation

KWIK-HANG™ FEATURES

- Use with cable, wire, chain, strut (not included) to secure from building structure
- Quick installation
- Locks securely into position
- Durable steel construction
- Installation instructions included

COMPLIANCES

- cULus Listed for static fixtures load of 50 lbs or less
- Satisfies NEC 300.11 for box support
- cULus LISTED for static fixtures load of 50 lbs or less

ACCESSORIES FOR STEEL BOXES

"OLD WORK SADDLE" APPLICATION - 970RAC

- The "Old Work Saddle" 907RAC is designed to be used with 2-1/2" deep switch boxes that have plaster ears

"OLD WORK SADDLE" PRODUCT FEATURE

- 970RAC installs into the 1/2" bottom conduit knockout

GRIP-LOK® APPLICATION 977, 8977, 8977-5

- The *GRIP-LOK* support is designed to be used with any deep switch box that has plaster ears

GRIP-LOK® PRODUCT FEATURE

- Simply slip *GRIP-LOK* between box and wall, then bend tabs into the box

APPLICATION - 9008, 9017

- Mounts standard low voltage wall plates, old work (existing walls)

PRODUCT FEATURES

- For use on low voltage Class 2 circuits only where electrical boxes are not required
- Can be used to mount telephone jacks, computer outlets, security/sound systems, television antennas, etc.
- Fast, precise mounting of low voltage wall plates to walls or studs

COMPLIANCE

- c UL us LISTED

ADD-A-DEPTH APPLICATIONS - 976

- Add-A-Depth ring or "goof ring" is designed to act as a barrier between combustible wall surfaces and the wiring system
- For single and two-gang device boxes
- There is no UL standard for this product
- Subject to acceptance by an electric inspector

NEC CODE 314.20

- See page A(3) 2017 Standards

COMPLIANCE

- c UL us LISTED

APPLICATION - 969

- Old work box support clips convert standard switch box to old work type

PRODUCT FEATURE

- Old work switch box clips for use with 1/2" thick standard drywall

970RAC

977, 8977, 8977-5

969

9008, 9017

976

999

987

961

962

963

CATALOG #	DESCRIPTION	STD. PKG.	BARCODE
Switch Box Support "Old Work Saddle"			
970RAC	Mounts switch boxes w/ plaster ears in hollow walls or ceilings	10	IIIIIIII
GRIP-LOK® "Old Work" Switch Box Support			
977	Supplied as a pair to mount switch box with plaster ears in a hollow wall, 1-7/8" long legs	100 pairs	—
8977	Supplied as a pair to mount switch box with plaster ears in a hollow wall, 1-7/8" long legs	25 pairs	IIIIIIII
8977-5*	Supplied as a pair to mount switch box with plaster ears in a hollow wall, 1-7/8" long legs	100 pairs	IIIIIIII
Old Work Switch Box Clips			
969	Old Work clips for switch boxes, 1/2" sheetrock	50 pairs	IIIIIIII
Low Voltage Mounting Bracket			
9008	New or Old Work 1-gang	100	—
9017	New or Old Work 1-gang	20 Bags**	IIIIIIII
Add-A-Depth Ring			
976	Adjustment range 1/4" - 1", two 1-1/8" screws included	25 Bags	IIIIIIII
Device Leveling Plate			
999	FLUSH-FIT device leveler	50	—
Box Support			
987	Heavy duty Universal Box Support (UBS)	25	IIIIIIII

**4 Bundles of 25 – sold in carton quantities only*
***2 Brackets per polybag*

CAT. #	DESCRIPTION	FOR RACO® SWITCH BOXES	STD. PKG.	BAR CODE
Switch Box Support "Old Work Saddle"				
961	Plaster ears - open style with screws	410, 420, 440, 445, 500, 503, 506, 508, 526, 545, 560, 565, 567, 570RAC, 590, 600, 601	100	IIIIIIII
962	Plaster ears - clipped style with screws	150, 400, 591	100	IIIIIIII
963	Plaster ears - 1 screw style with screws	471, 487, 517, 518, 519, 523	100	—

CABLE PROTECTOR PLATES

2712, 2712R, 2712-9R, 2713R
PUZZLE-PLATES®

2709, 2709-9, 2710
Standard Type

701AJT

702AJT

701R

702R

701F

702F

700F

701FG

701RD

702RD

701FD

702FD

CAT. #	CONTRACTOR PACK	DESCRIPTION	LENGTH	MATERIAL THICKNESS	STD. PKG.	BAR CODE
Cable Protector Plates - *For wood studs*						
2712	—	PUZZLE-PLATE / gangable	2-3/4"	.0510"	100	IIIIIIII
2712-9R	Yes	PUZZLE-PLATE / gangable	2-3/4"	.0625"	50	—
2712R	—	PUZZLE-PLATE / gangable	2-3/4"	.0625"	100	IIIIIIII
2713R	—	PUZZLE-PLATE / gangable	5"	.0625"	50	IIIIIIII
2709	—	Standard type / nongangable	2-9/16"	.0625"	100	IIIIIIII
2709-9	Yes	Standard type / nongangable	2-9/16"	.0625"	100	—
2710	—	Standard type / nongangable	2-9/16"	.0625"	200	—

CAT. #	DESCRIPTION	DEVICE PROTECT	STD. PKG.
Raised or Flat Device & Wire Protection Plates			
701AJT	3/4" raised, for 1 device adjustable mudring	GFI, Duplex, Switch	24
702AJT	3/4" raised, for 2 device adjustable mudring	GFI, Duplex, Switch	24
701R	3/4" raised, for 1 device mudring	GFI, Duplex, Switch	24
702R	3/4" raised, for 2 device mudring	GFI, Duplex, Switch	24
701F	Flat, for 1 device mudring	Opening and Wires	100
702F	Flat, for 2 device mudring	Opening and Wires	50
700F	Flat, round 2-3/4"O.C. opening mudring	Opening and Wires	50
701RD	Gangable for RACO 686, 687, & RACO nongangable masonry boxes	For Caddy® MP1S	24
702RD	3/4" raised, low voltage	For Caddy® MP2S	24
701FD	3/4" raised, low voltage	For Caddy® MP1S	50
702FD	3/4" raised, low voltage	For Caddy® MP2S	50
701FG	Flat, gangable for 686, 687, RACO gang masonry boxes	Opening and Wires	100

APPLICATION - 701AJT - 701FG

- RACO® protector plates eliminate drywall compound, debris, paint and drywall router bit from entering box or damaging device or conductors

PRODUCT FEATURES

- Raisd - covers protect Decora, duplex and switch devices
- Flat - covers close off mudring opening to protect wiring from drywaller's router bit tools
- Feature patented wire retrieval loop to hold data wire in place

PUZZLE-PLATE® CABLE PROTECTORS APPLICATION - 2712 – 2713R

- Protects nonmetallic sheathed cable or raceway type wires running through wood studs from accidental nail, screw, or drill penetration. Also applies to plumbing to protect nonmetallic piping

PUZZLE-PLATE® PRODUCT FEATURES

- Innovative, interlocking design does not allow nail or screw penetration through gaps or holes
- Pre-galvanized steel construction for added corrosion protection
- No additional hardware required, just position and hammer down spurs
- Unique interlocking feature allows installer to easily increase area that requires protection

COMPLIANCE

- c UL us LISTED (not 2712, 2712-9, 2713)

NAILING SPUR APPLICATIONS - 2709, 2710

- Protects nonmetallic sheathed cable or raceway type wires running through wood members from accidental nail, screw or drill penetration
- No nails required

PRODUCT FEATURE

- Old work

COMPLIANCE

- c UL us LISTED

ACCESSORIES FOR STEEL BOXES

BOX GROUNDING PRODUCTS

982, 994 #14 Wire, 996, 8996-1, 8983-1, 983 #12 Wire

984

992 #14 Wire
993 #12 Wire

998, 8998-1

973, 8973-1

975, 8975-1

GROUNDING APPLICATIONS

- RACO® Grounding accessories provide a safe electrical path to ground to help prevent shock
- RACO® Grounding screws thread into the box and provide a means of fastening the ground conductor
- Ground wires fasten to the box and are then connected to wiring system or wiring device
- RACO® 6" and 8" ground pigtails feature 4-way (slotted, phillips, hex-head) combo 10-32 captive screw
- Ground clips provide a quick method of fastening a ground conductor to the edge of a steel outlet box
- Ground clips are designed for use with solid No. 14, 12, and 10 guage copper conductor or No. 12 and 10 guage aluminum conductor
- Only one solid ground wire to be installed per ground clip

CAT. # WIRE 6"	CAT. # LENGTH 8"	DESCRIPTION	STD. PKG.	BAR CODE
Grounding Pigtails				
982	994	#14 Solid insulated copper wire, captive 4-way combo head green dye finish ground screw one end (25 pc. bundles)	1000	—
983	996	#12 Solid insulated copper wire, captive 4-way combo head green dye finish ground screw one end (25 pc. bundles)	1000	—
8983-1	8996-1	#12 Solid insulated copper wire, captive 4-way combo head green dye finish ground screw one end, poly bag (10 pc. per bag)	40 Bags*	IIIIIIII
984		#14 Solid bare copper wire, captive 4-way combo head green dye finish ground screw one end (25 bundles)	1000	—
992		#14 Stranded insulated copper wire, captive 4-way combo head green dye finish ground screw one end, spade terminal one end (100 pc. bundles)	500	—
993		#12 Stranded insulated copper wire, captive 4-way combo head green dye finish ground screw one end, spade terminal one end (100 pc. bundles)	500	—

CAT. #	DESCRIPTION	STD. PKG.	BAR CODE
Grounding Screws and Clips			
988	4-way combo head green dye finish 3/8" ground screw for 10-32 tapped hole, clam shell packaged (100 pc. per clam shell)	1000	IIIIIIII
8998-1	4-way combo head green dye finish 3/8" ground screw for 10-32 tapped hole, poly bag (10 pc. per bag)	50 Bags*	IIIIIIII
973	Slotted head green dye finish 3/8"ground screw for 10-32 tapped hole, clam shell package (100 pc. per clam shell)	1000	IIIIIIII
8973-1	Slotted head green dye finish 3/8"ground screw for 10-32 tapped hole, poly bag (10 pc. per bag)	50 Bags*	IIIIIIII
975	Green dye finish ground clip for #14-#10 AWG copper, clam shell package (100 pc. per clam shell)	1000	IIIIIIII
8975-1	Green dye finish ground clip for #14-#10 AWG copper, poly bag (10 pc. per bag)	50 Bags*	IIIIIIII

**Order standard package bag quantifies only, not per piece*

SQUARE BOXES

4" SQUARE CONDUIT BOXES

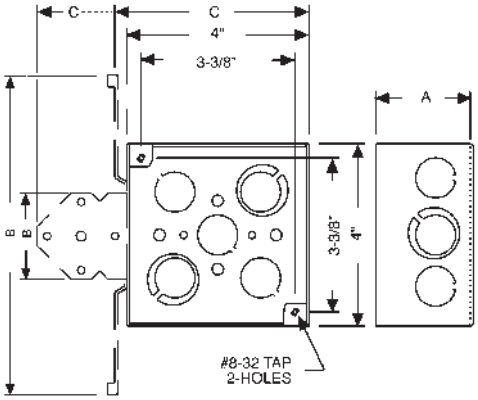

CAT. #	DIMENSIONS		
	A (INSIDE)	B	C
181	1-1/2"	-	-
185	1-1/4"	-	-
187	1-1/2"	-	-
199	1-1/2"	6-7/8"	4-3/8"
202	1-1/2"	-	-
204	1-1/2"	-	-
207	2-1/8"	-	-
226	1-1/2"	-	-
227	1-1/2"	4-5/8"	5-1/2"
236	2-1/8"	7-5/8"	4-3/8"
237	2-1/8"	7-5/8"	4-3/8"
238	2-1/8"	4-5/8"	5-1/2"
239	2-1/8"	-	-
251	2-1/8"	1-31/32"	6"
8197	1-1/2"	7-3/8"	4-3/8"
189, 8189	1-1/2"	-	-
189F	1-1/2"		
189H	1-1/2"	3-1/8"	4-15/16"
189HS	1-1/2"	3-1/8"	4-15/16"
189HWP	1-1/2"	3-1/8"	4-15/16"
189M	1-1/2"	3-1/8"	4-15/16"
189RAC	1-1/2"	-	-
189SM	1-1/2"	-	-
190, 8190	1-1/2"	-	-
191, 8191	1-1/2"	-	-
192, 8192	1-1/2"	-	-
192SM	1-1/2"	-	-
193, 8193	1-1/2"	1-31/32"	6"
196, 8196	1-1/2"	6-7/8"	4-3/8"
201, 8201	1-1/2"	-	-
203, 8203	1-1/2"	-	-
208, 8208	1-1/2"	6-13/16"	5-15/16"
231, 8231	2-1/8"	-	-
232, 8232	2-1/8"	-	-
232F	2-1/8"	-	-
232H	2-1/8"	3-1/8"	4-15/16"
232HS	2-1/8"	3-1/8"	4-15/16"
232HWP	2-1/8"	3-1/8"	4-15/16"
232M	2-1/8"	7"	4-15/16"
232-OW	2-1/8"	-	-
232RAC	2-1/8"	-	-
232SM	2-1/8"	-	-
233, 8233	2-1/8"	-	-
235, 8235	2-1/8"	7"	4-5/16"
911-3	2-1/8"	-	-
911-4	2-1/8"	7-5/8"	4-3/8"
911-6	1-1/2"	-	-
911-9	1-1/2"	-	-

3-3/4" SQUARE CONDUIT BOXES

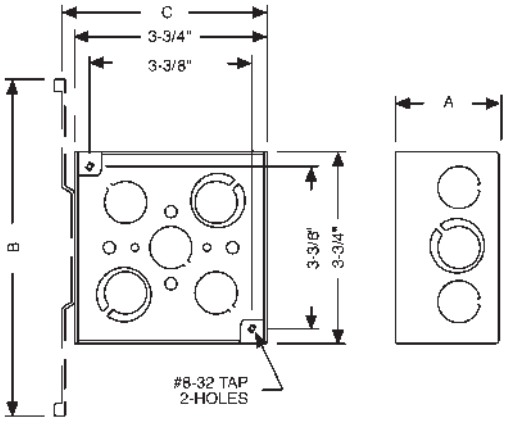

CAT. #	DIMENSIONS		
	A (INSIDE)	B	C
255	3-1/2"	7-5/8"	3-3/4"
911-1	3-1/2"	7-5/8"	3-3/4"
256	3-1/2"	-	-
911-2	3-1/2"	-	-

4" SQUARE CABLE BOXES

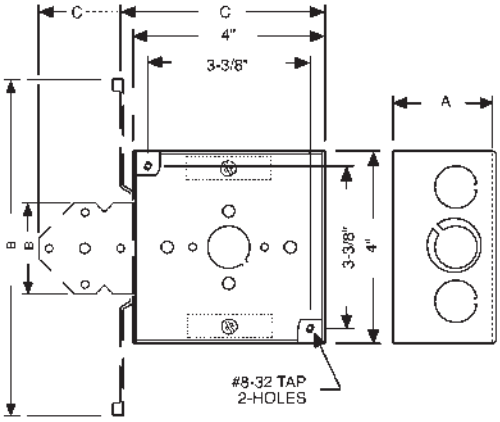

CAT. #	DIMENSIONS		
	A (INSIDE)	B	C
223	1-1/2"	6-7/8"	4-3/8"
224	1-1/2"	1-31/32"	6"
225	1-1/2"	1-31/32"	6"
228	1-1/2"	4-5/8"	5-1/2"
229	1-1/2"	4-5/8"	5-1/2"
242	2-1/8"	-	-
243	2-1/8"	4-5/8"	5-1/2"
248	1-1/2"	-	-
249	2-1/8"	1-31/32"	6"
211, 8211	1-1/2"	-	-
213, 8213	1-1/2"	-	-
213HWP	1-1/2"	3-1/8"	4-15/16"
218, 8218	1-1/2"	6-7/8"	4-3/8"
240, 8240	2-1/8"	7"	4-5/16"
241, 8241	2-1/8"	7"	4-5/16"
248HWP	2-1/8"	3-1/8"	4-15/16"

DETAILED DRAWINGS

SQUARE BOXES

4-11/16" SQUARE CONDUIT BOXES

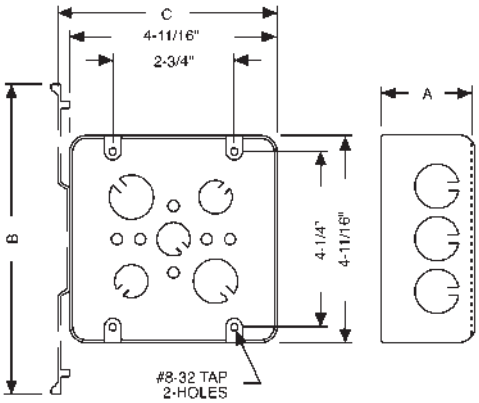

CAT. #	DIMENSIONS		
	A (INSIDE)	B	C
245	1-1/2"	-	-
246	1-1/2"	-	-
247	1-1/2"	-	-
250	1-1/2"	-	-
254	2-1/8"	7-5/8"	5-1/16"
258	2-1/8"	-	-
259	2-1/8"	-	-
260	3-1/4"	-	-
262	2-1/8"	-	-
266	2-1/8"	4-5/8"	6-3/16"
257, 8257	2-1/8"	-	-
257F	2-1/8"	-	-
257H	2-1/8"	-	-
257HS	2-1/8"	-	-
257M	2-1/8"	-	-
257SM	2-1/8"	-	-
258SM	2-1/8"	-	-
265, 8265	2-1/8"	-	-
911-12	2-1/8"	-	-
911-15	3-1/4"	-	-

CEILING FAN SUPPORT PRODUCTS

CEILING FAN SUPPORT BOXES

291-1, 294, 294-1 (New Work)

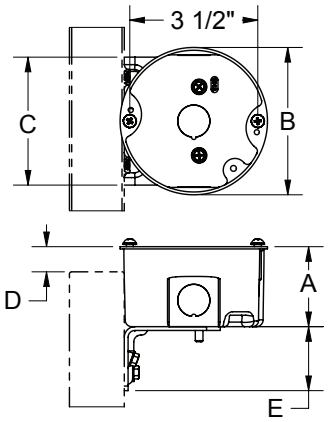

294, 294-1 (Old Work)

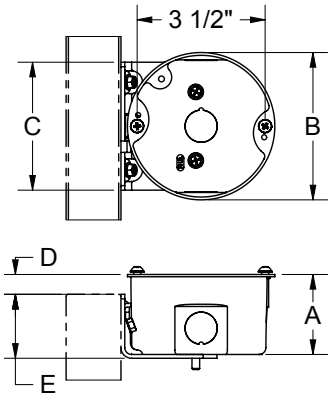

295 and 295-1

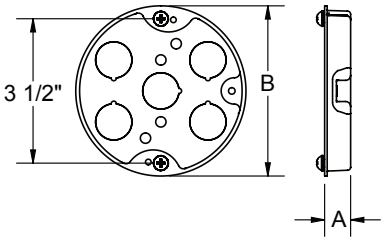

296 – 299

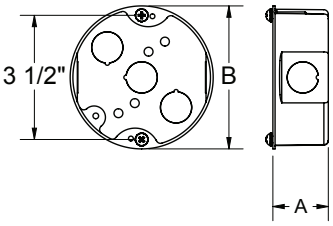

CAT. #	DIMENSIONS				
	A (INSIDE)	B	C	D	E
291-1	1-1/2"	4"	3-1/2"	1/2"	1-3/4"
294, 294-1	2-1/8"	4"	3-1/2"	1/2"	1-3/4"
295, 295-1	1/2"	4"	-	-	-
296, 296-1	1-1/2"	4"	-	-	-
299	2-1/8"	4"	-	-	-

CEILING PANS

CEILING PANS – 3-1/2"
287, 292 AND 8292

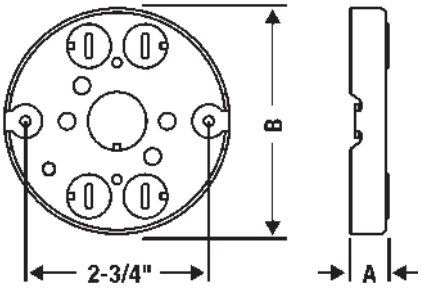

CAT. #	DIMENSIONS	
	A (INSIDE)	B
287	11/16"	3-3/8"
292	1/2"	3-3/8"
8292	1/2"	3-3/8"
293	1/2"	4"
8293	1/2"	4"

CEILING PANS – 4"
293 and 8293

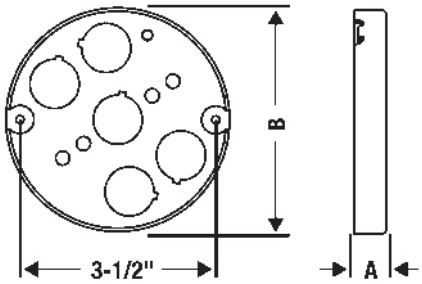

OCTAGON BOXES

3-1/2" OCTAGON BOXES

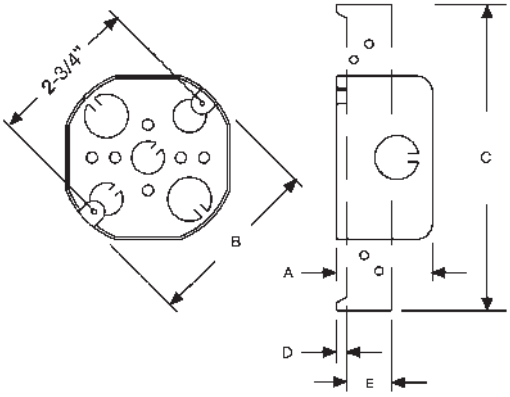

CAT. #	DIMENSIONS				
	A (INSIDE)	B	C	D	E
110	1-1/2"	3-1/2"	-	-	-
111	1-1/2"	3-1/2"	-	-	-
112	1-1/2"	3-1/2"	-	-	-
119	1-1/2"	3-1/2"	7"	-	1-1/16"

4" OCTAGON CONDUIT BOXES

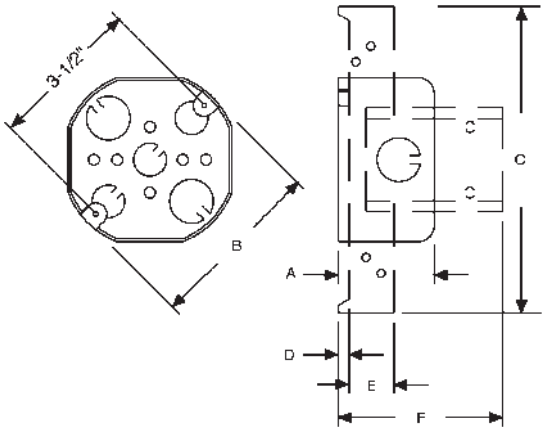

CAT. #	DIMENSIONS					
	A (INSIDE)	B	C	D	E	F
125, 8125	1-1/2"	4"	-	-	-	-
126	1-1/2"	4"	-	-	-	-
127	1-1/2"	4"	-	-	-	-
127TS	1-1/2"	4"	7"	1/2"	1-1/16"	-
128	1-1/2"	4"	-	-	-	-
130	1-1/2"	4"	-	-	-	-
131RAC	1-1/2"	4"	-	-	-	-
158	1-1/2"	4"	2-3/8"	-	-	3-1/8"
165	2-1/8"	4"	-	-	-	-
166	2-1/8"	4"	-	-	-	-
161	1-1/2"	4"	7"	1/2"	1-1/16"	
167	2-1/8"	4"	-	-	-	-
167TS	2-1/8"	4"	7"	1/2"	1-1/16"	-

4" OCTAGON CABLE BOXES

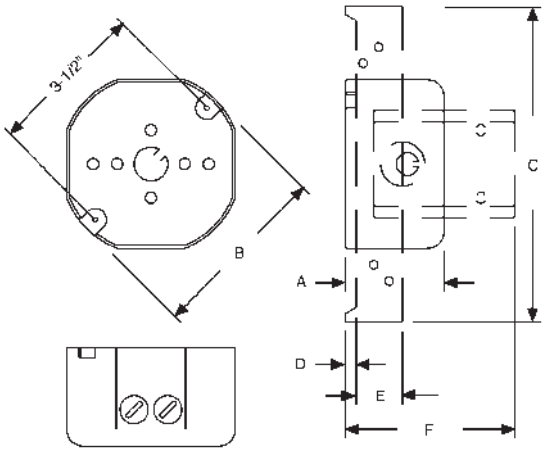

CAT. #	DIMENSIONS					
	A (INSIDE)	B	C	D	E	F
145	1-1/2"	4"	-	-	-	-
146	1-1/2"	4"	-	-	-	-
150	1-1/2"	4"	-	-	-	-
153	1-1/2"	4"	-	-	-	-
155	1-1/2"	4"	7"	1/2"	1-1/16"	-
157	1-1/2"	4"	2-3/8"	-	-	3-1/8"
160	1-1/2"	4"	2-3/8"	-	-	3-1/8"
164	1-1/2"	4"	7"	1/2"	1-1/16"	-
175	2-1/8"	4"	-	-	-	-
176	2-1/8"	4"	2-3/8"	5/8"	-	3-3/4"
177	2-1/8"	4"	7"	1/2"	1-1/16"	-

DETAILED DRAWINGS

HANDY BOXES AND SWITCH BOXES

HANDY BOXES

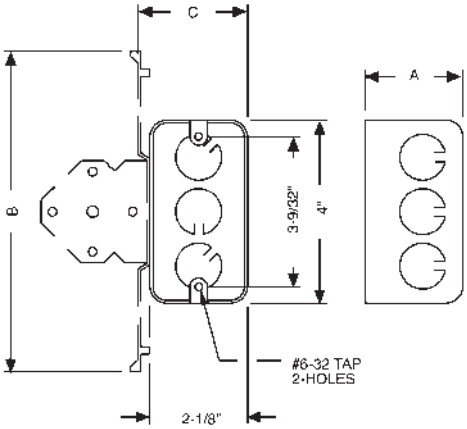

CAT. #	DIMENSIONS		
	A (INSIDE)	B	C
661	1-7/8"	6-7/16"	2-7/32"
662	1-7/8"	7"	2-3/8"
655	1-1/2"	1-31/32"	4-1/8"
670RAC	2-1/8"	-	-
8670	2-1/8"	-	-
674	2-1/8"	-	-
678	2-1/8"	7"	2-3/8"
650, 8650	1-1/2"	-	-
650CSA	1-1/2"	-	-
653	1-1/2"	-	-
660, 8660	1-7/8"	-	-
611	1-7/8"	-	-
660SM	1-7/8"	-	-
663, 8663	1-7/8"	-	-
663SM	1-7/8"	-	-
665	1-7/8"	-	-
671	2-1/8"	6-7/16"	2-7/32"

2-GANG HANDY BOXES / SWITCH BOXES

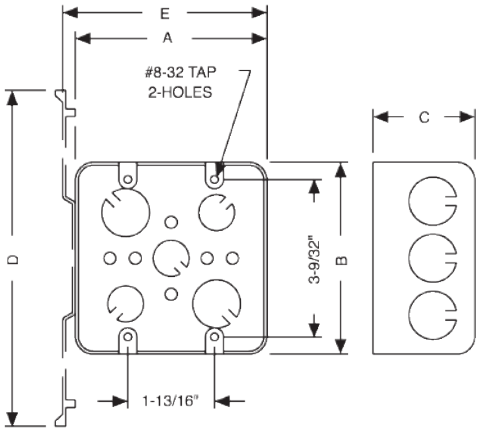

CAT. #	DIMENSIONS				
	A (INSIDE)	B	C	D	E
680	2-1/8"	4"	4"	-	-
681	2-1/8"	4"	4"	7"	4-9/32"
683	2-1/8"	4"	4"	-	-
685	2-1/8"	4"	4"	7"	4-9/32"

1-GANG AND GANGABLE CONDUIT SWITCH BOXES

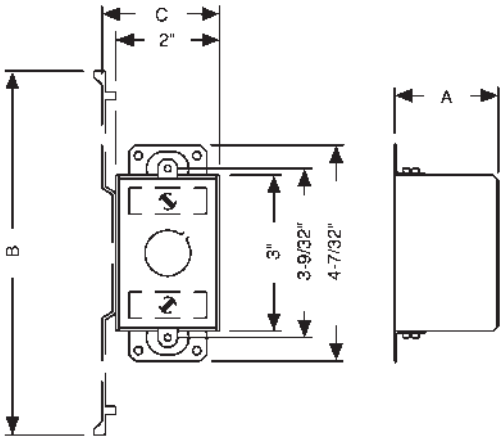

CAT. #	DIMENSIONS		
	A (INSIDE)	B	C
400	1-1/2"	-	-
420	2"	-	-
501	2-1/2"	-	-
502	2-1/2"	1-31/32"	4"
503	2-1/2"	-	-
505	2-1/2"	7"	2-13/64"
506	2-1/2"	-	-
508	2-1/2"	-	-
509	2-1/2"	-	-
560	2-3/4"	-	-
561	2-3/4"	-	-
562	2-3/4"	7"	2-13/64"
565	2-3/4"	-	-
591	3-1/2"	-	-
592	3-1/2"	-	-
500, 8500	2-1/2"	-	-
504, 8504	2-1/2"	7"	2-13/64"
590, 8590	3-1/2"	-	-

SWITCH BOXES

1-GANG AND GANGABLE CABLE SWITCH BOXES

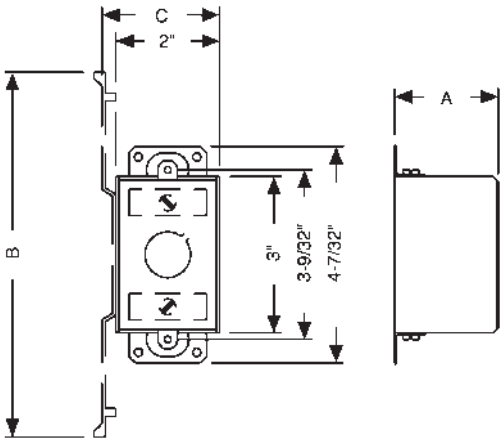

CAT. #	DIMENSIONS		
	A (INSIDE)	B	C
410	1-1/2"	-	-
440	2"	-	-
445	2"	-	-
471	2-1/4"	-	-
473	2-1/4"	-	-
487	2-1/4"	-	-
512	2-1/2"	-	-
517	2-1/2"	-	-
518	2-1/2"	-	-
519	2-1/2"	-	-
522	2-1/2"	1-31/32"	5-3/64"
523	2-1/2"	-	-
526	2-1/2"	1-3/8"	3-13/32"
528	2-1/2"	-	-
529	2-1/2"	1-31/32"	5-3/64"
531	2-1/2"	7"	2-13/64"
540	2-1/2"	1-31/32"	4"
545	2-1/2"	-	-
564	2-3/4"	7"	2-13/64"
567	2-3/4"	-	-
574	2-3/4"	7"	2-13/64"
600	3-1/2"	-	-
603	3-1/2"	1-31/32"	4"
604	3-1/2"	7"	2-13/64"
605	3-1/2"	7"	2-13/64"
524, 8524	2-1/2"	7"	2-13/64"
570RAC	2-3/4"	-	-
601, 8601	3-1/2"	-	-
601G	3-1/2"	-	-

MULTI-DEVICE SWITCH BOXES

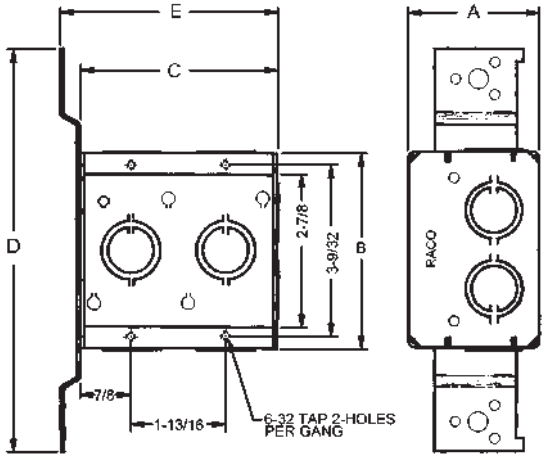

CAT. #	DIMENSIONS				
	A (INSIDE)	B	C	D	E
686	2-1/2"	3-3/4"	5-9/16"	7-5/8"	5-31/32"
687	2-1/2"	3-3/4"	7-3/8"	7-5/8"	7-25/32"

MULTI-GANG BOXES

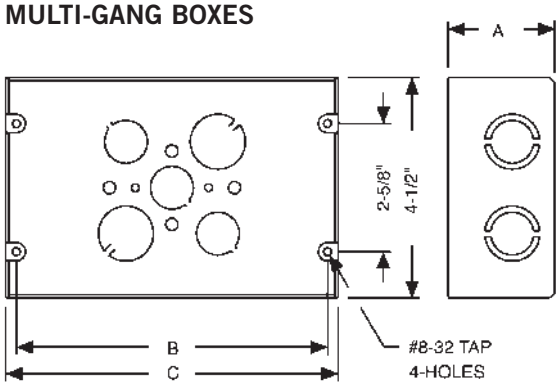

CAT. #	DIMENSIONS		
	A (INSIDE)	B	C
941	2-1/2"	6-3/8"	6-13/16"
942	2-1/2"	8-3/16"	8-5/8"
943	2-1/2"	10"	10-7/16"
944	2-1/2"	11-13/16"	12-1/4"
945	2-1/2"	13-5/8"	14-1/16"
951	1-5/8"	6-3/8"	6-13/16"
952	1-5/8"	8-3/16"	8-5/8"
953	1-5/8"	10"	10-7/16"
954	1-5/8"	11-13/16"	12-1/4"
955	1-5/8"	13-5/8"	14-1/16"
956	1-5/8"	15-7/16"	15-7/8"
957	1-5/8"	17-1/4"	17-11/16"
958	1-5/8"	19-1/16"	19-1/2"

CONCRETE RINGS AND MASONRY BOXES

STEEL CONCRETE RINGS

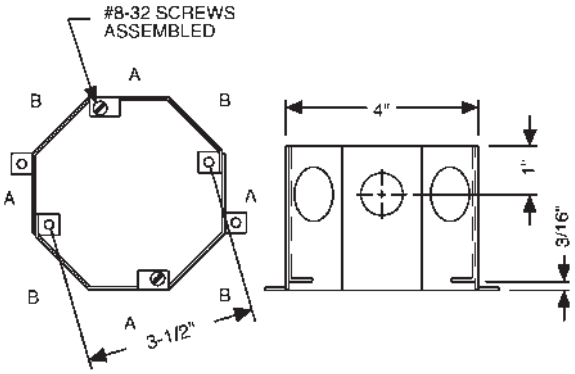

KNOCKOUT SIZE	DIMENSIONS	
	A	B
1/2" & 3/4"	1/2"	3/4"
3/4" & 1"	3/4"	1"

STEEL MASONRY BOXES

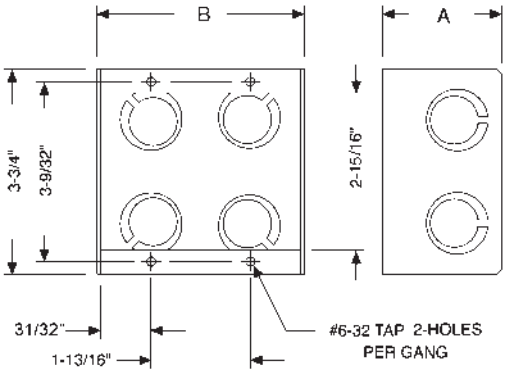

CAT. #	DIMENSIONS	
	A (INSIDE)	B
688	2-1/2"	1-15/16"
690	2-1/2"	1-31/32"
691	2-1/2"	3-25/32"
692	2-1/2"	5-19/32"
693	2-1/2"	7-13/32"
694	2-1/2"	9-7/32"
960	2-1/2"	11-1/32"
689	3-1/2"	5-19/32"
695	3-1/2"	1-31/32"
8695	3-1/2"	1-31/32"
696	3-1/2"	3-25/32"
697	3-1/2"	5-19/32"
698	3-1/2"	7-13/32"
699	3-1/2"	9-7/32"
965	3-1/2"	11-1/32"