POLARIS®

COMPRESSION CONNECTORS

POWER CONNECTORS

CONFIDENCE

UNDER PRESSURE

Our **Compression Connectors** are the pro's choice for reliability and ease of use. They're compatible with over 35 major crimp tools and come with clearly legible size markings to save installers time. Plus, we offer a complete range for any application, from power distribution to data centers.

SCAN
For installation instructions

MULTIPLE OPTIONS

ALUMINUM LUGS
AL,
AL-N,
AL-NT

COPPER LUGS
L, L-P, LN, L-NP,
SL-N, L-B, L-NB, GL,
GL-N,GL-B, GL-NB

Improved Performance
Experience better conductivity, excellent reliability, and reduced downtime with Polaris connectors.

Enhanced Durability
Our corrosion-resistant connectors withstand the elements, ensuring longlasting performance.

Simplified Installation
Save time and labor with our easy-to-use compression design.

Oxide Inhibitor
Aluminum connectors are pre-filled with oxide inhibitor to protect against oxidation.

Clear Color Coding
Each connector is color coded with clear indication of conductor size and crimp location.

UL-Listed 35+ Major Tools
Use your favorite crimp tool and die. Polaris connectors are listed for use with tools from most major brands.

COMPRESSION LUGS

L SERIES

Long Barrel Copper 1-Hole

FEATURES

- Produced from high conductivity copper tubing.
- Tin-plated to provide corrosion and low contact resistance.
- Marked with die index and color coded.
- Listed for 35KV maximum when properly installed.
- For applications greater than 2000V, install to cable manufacturer voltage stress relief instructions.
- Flex rated - consult customer service for details.

SPECIFICATIONS

- UL486A/B Listed Wire Connector.
- UL467 Grounding & Bonding (Sizes 8 AWG - 3/0 AWG).
- cULus Listed E155027.
- For max ampacity, Please Consult current NEC manual.
- Temperature Rating: 90 °C. 9CU.

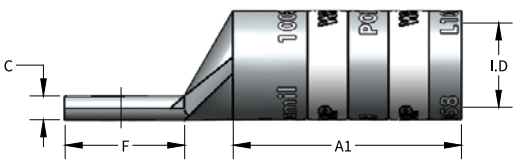

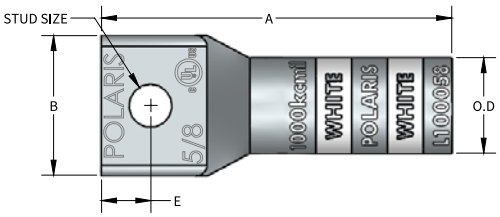

PART #	CONDUCTOR (CODE) CLASS B, C	CONDUCTOR (FLEX) CLASS G, H, I, K, M, DLO	STUD SIZE (IN)	WIDTH (B) (IN)	BARREL LENGTH (A1) (IN)	LENGTH (A) (IN)	BARREL (O.D) (IN)	DIE COLOR CODE
L810	8 AWG	8 AWG	#10	0.42	0.81	1.49	0.27	Red
L814	8 AWG	8 AWG	1/4	0.42	0.81	1.61	0.27	Red
L838	8 AWG	8 AWG	3/8	0.56	0.81	1.81	0.27	Red
L610	6 AWG	6 AWG	#10	0.42	0.98	1.67	0.29	Blue
L614	6 AWG	6 AWG	1/4	0.42	0.98	1.79	0.29	Blue
L638	6 AWG	6 AWG	3/8	0.55	0.98	1.99	0.29	Blue
L656	6 AWG	6 AWG	5/16	0.49	0.98	1.99	0.29	Blue
L410	4 AWG	4 AWG	#10	0.49	0.98	1.69	0.34	Gray
L414	4 AWG	4 AWG	1/4	0.49	0.98	1.81	0.34	Gray
L438	4 AWG	4 AWG	3/8	0.55	0.98	2.01	0.34	Gray
L456	4 AWG	4 AWG	5/16	0.55	0.98	2.01	0.34	Gray
L314	3 AWG	4 AWG	1/4	0.54	1.10	1.95	0.38	White
L338	3 AWG	4 AWG	3/8	0.59	1.10	2.15	0.38	White
L356	3 AWG	4 AWG	5/16	0.55	1.10	2.15	0.38	White
L214	2 AWG	3 AWG	1/4	0.60	1.10	1.97	0.42	Brown
L238	2 AWG	3 AWG	3/8	0.60	1.10	2.17	0.42	Brown
L256	2 AWG	3 AWG	5/16	0.60	1.10	2.17	0.42	Brown
L138	1 AWG	2 AWG	3/8	0.67	1.10	2.19	0.46	Green
L156	1 AWG	2 AWG	5/16	0.67	1.10	2.19	0.46	Green
L1014	1/0 AWG	1 AWG	1/4	0.74	1.20	2.11	0.51	Pink
L1038	1/0 AWG	1 AWG	3/8	0.74	1.20	2.31	0.51	Pink
L1048	1/0 AWG	1 AWG	1/2	0.74	1.20	2.68	0.51	Pink
L1056	1/0 AWG	1 AWG	5/16	0.74	1.20	2.31	0.51	Pink
L2014	2/0 AWG	1/0 AWG	1/4	0.82	1.38	2.31	0.56	Black
L2038	2/0 AWG	1/0 AWG	3/8	0.82	1.38	2.51	0.56	Black
L2048	2/0 AWG	1/0 AWG	1/2	0.82	1.38	2.88	0.56	Black
L3014	3/0 AWG	2/0 AWG	1/4	0.90	1.38	2.34	0.62	Orange
L3038	3/0 AWG	2/0 AWG	3/8	0.90	1.38	2.54	0.62	Orange
L3048	3/0 AWG	2/0 AWG	1/2	0.90	1.38	2.91	0.62	Orange
L4014	4/0 AWG	3/0 AWG	1/4	1.00	1.42	2.61	0.69	Purple

COMPRESSION LUGS

L SERIES

Long Barrel Copper 1-Hole *(Cont'd)*

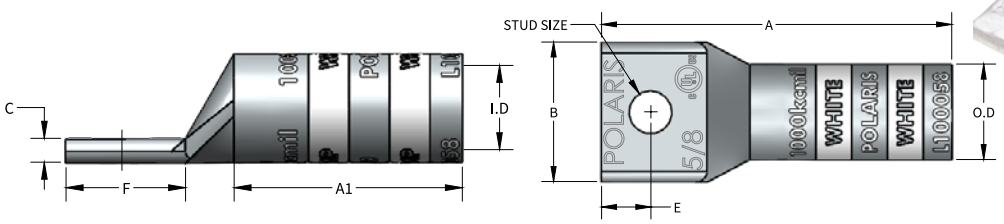

PART #	CONDUCTOR (CODE) CLASS B, C	CONDUCTOR (FLEX) CLASS G, H, I, K, M, DLO	STUD SIZE (IN)	WIDTH (B) (IN)	BARREL LENGTH (A1) (IN)	LENGTH (A) (IN)	BARREL (O.D) (IN)	DIE COLOR CODE
L4038	4/0 AWG	3/0 AWG	3/8	1.00	1.42	2.61	0.69	Purple
L4048	4/0 AWG	3/0 AWG	1/2	1.00	1.42	2.98	0.69	Purple
L25038	250 MCM	4/0 AWG	3/8	1.09	1.61	2.83	0.75	Yellow
L25048	250 MCM	4/0 AWG	1/2	1.09	1.61	3.20	0.75	Yellow
L30038	300 MCM	250 MCM	3/8	1.19	1.97	3.58	0.81	White
L30048	300 MCM	250 MCM	1/2	1.19	1.97	3.58	0.81	White
L35038	350 MCM	250/262 MCM	3/8	1.28	1.97	3.61	0.87	Red
L35048	350 MCM	250/262 MCM	1/2	1.28	1.97	3.61	0.87	Red
L40038	400 MCM	300/313 MCM	3/8	1.39	1.97	3.65	0.95	Blue
L40048	400 MCM	300/313 MCM	1/2	1.39	1.97	3.65	0.95	Blue
L50038	500 MCM	350/373 MCM	3/8	1.54	2.24	3.97	1.06	Brown
L50048	500 MCM	350/373 MCM	1/2	1.54	2.24	3.97	1.06	Brown
L50058	500 MCM	350/373 MCM	5/8	1.54	2.24	4.16	1.06	Brown
L60048	600 MCM	444 MCM	1/2	1.72	2.24	4.21	1.18	Green
L60058	600 MCM	444 MCM	5/8	1.72	2.24	4.21	1.18	Green
L70048	700 MCM	535 MCM	1/2	1.81	2.64	4.64	1.25	Pink
L75048	750 MCM	600/646 MCM	1/2	1.90	2.64	4.67	1.30	Black
L75058	750 MCM	600/646 MCM	5/8	1.90	2.64	4.67	1.30	Black
L100048	1000 MCM	777 MCM	1/2	2.18	3.15	5.47	1.49	White
L10058	1000 MCM	777 MCM	5/8	2.18	3.15	5.47	1.49	White
L70048	700 MCM	535 MCM	1/2	1.81	2.64	4.64	1.25	Pink
L75048	750 MCM	600/646 MCM	1/2	1.90	2.64	4.67	1.30	Black
L75058	750 MCM	600/646 MCM	5/8	1.90	2.64	4.67	1.30	Black
L100048	1000 MCM	777 MCM	1/2	2.18	3.15	5.47	1.49	White
L10058	1000 MCM	777 MCM	5/8	2.18	3.15	5.47	1.49	White

COMPRESSION LUGS

L-P SERIES

Long Barrel Copper 1-Hole
with Inspection Window

FLEX RATED

FEATURES

- Produced from high conductivity copper tubing.
- Tin-plated to provide corrosion and low contact resistance.
- Marked with die index and color coded.
- Listed for 35KV maximum when properly installed.
- For applications greater than 2000V, install to cable manufacturer voltage stress relief instructions.
- Flex rated - consult customer service for details.
- Built-in inspection window ensures quick visual confirmation of full cable insertion.

SPECIFICATIONS

- UL486A/B Listed Wire Connector.
- UL467 Grounding & Bonding (Sizes 8 AWG - 3/0 AWG).
- cULus Listed E155027.
- For max ampacity, Please Consult current NEC manual.
- Temperature Rating: 90 °C. 9CU.

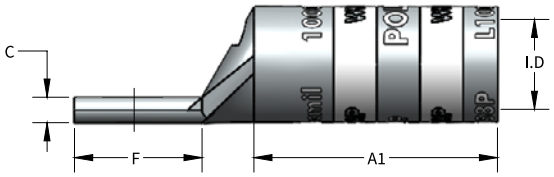

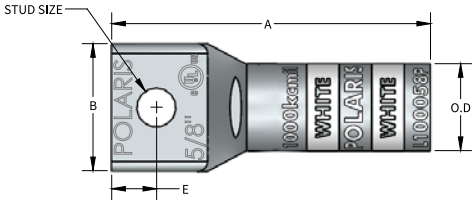

PART #	CONDUCTOR (CODE) CLASS B, C	CONDUCTOR (FLEX) CLASS G, H, I, K, M, DLO	STUD SIZE (IN)	WIDTH (B) (IN)	BARREL LENGTH (A1) (IN)	LENGTH (A) (IN)	BARREL (O.D) (IN)	DIE COLOR CODE
L810P	8 AWG	8 AWG	#10	0.42	0.81	1.49	0.27	Red
L814P	8 AWG	8 AWG	1/4	0.42	0.81	1.61	0.27	Red
L838P	8 AWG	8 AWG	3/8	0.56	0.81	1.81	0.27	Red
L614P	6 AWG	6 AWG	1/4	0.42	0.98	1.79	0.29	Blue
L638P	6 AWG	6 AWG	3/8	0.55	0.98	1.99	0.29	Blue
L656P	6 AWG	6 AWG	5/16	0.49	0.98	1.99	0.29	Blue
L414P	4 AWG	4 AWG	1/4	0.49	0.98	1.81	0.34	Gray
L438P	4 AWG	4 AWG	3/8	0.55	0.98	2.01	0.34	Gray
L456P	4 AWG	4 AWG	5/16	0.55	0.98	2.01	0.34	Gray
L214P	2 AWG	3 AWG	1/4	0.60	1.10	1.97	0.42	Brown
L238P	2 AWG	3 AWG	3/8	0.60	1.10	2.17	0.42	Brown
L256P	2 AWG	3 AWG	5/16	0.60	1.10	2.17	0.42	Brown
L1014P	1/0 AWG	1 AWG	1/4	0.74	1.20	2.11	0.51	Pink
L1014P	1/0 AWG	1 AWG	1/4	0.74	1.20	2.11	0.51	Pink
L1038P	1/0 AWG	1 AWG	3/8	0.74	1.20	2.31	0.51	Pink
L1056P	1/0 AWG	1 AWG	5/16	0.74	1.20	2.31	0.51	Pink
L2014P	2/0 AWG	1/0 AWG	1/4	0.82	1.38	2.31	0.56	Black
L2038P	2/0 AWG	1/0 AWG	3/8	0.82	1.38	2.51	0.56	Black
L2048P	2/0 AWG	1/0 AWG	1/2	0.82	1.38	2.88	0.56	Black
L3014P	3/0 AWG	2/0 AWG	1/4	0.90	1.38	2.34	0.62	Orange
L3038P	3/0 AWG	2/0 AWG	3/8	0.90	1.38	2.54	0.62	Orange
L3048P	3/0 AWG	2/0 AWG	1/2	0.90	1.38	2.91	0.62	Orange
L4014P	4/0 AWG	3/0 AWG	1/4	1.00	1.42	2.61	0.69	Purple
L4038P	4/0 AWG	3/0 AWG	3/8	1.00	1.42	2.61	0.69	Purple
L4048P	4/0 AWG	3/0 AWG	1/2	1.00	1.42	2.98	0.69	Purple
L25038P	250 MCM	4/0 AWG	3/8	1.09	1.61	2.83	0.75	Yellow
L25048P	250 MCM	4/0 AWG	1/2	1.09	1.61	3.20	0.75	Yellow
L30038P	300 MCM	250 MCM	3/8	1.19	1.97	3.58	0.81	White
L30048P	300 MCM	250 MCM	1/2	1.19	1.97	3.58	0.81	White
L35038P	350 MCM	250/262 MCM	3/8	1.28	1.97	3.61	0.87	Red
L35048P	350 MCM	250/262 MCM	1/2	1.28	1.97	3.61	0.87	Red
L40038P	400 MCM	300/313 MCM	3/8	1.39	1.97	3.65	0.95	Blue
L40048P	400 MCM	300/313 MCM	1/2	1.39	1.97	3.65	0.95	Blue
L50038P	500 MCM	350/373 MCM	3/8	1.54	2.24	3.97	1.06	Brown
L50048P	500 MCM	350/373 MCM	1/2	1.54	2.24	3.97	1.06	Brown
L60048P	600 MCM	444 MCM	1/2	1.72	2.24	4.21	1.18	Green
L70048P	700 MCM	535 MCM	1/2	1.81	2.64	4.64	1.25	Pink
L75048P	750 MCM	600/646 MCM	1/2	1.90	2.64	4.67	1.30	Black
L100048P	1000 MCM	777 MCM	1/2	2.18	3.15	5.47	1.49	White

COMPRESSION LUGS

L-B SERIES *FOR FLEXIBLE COPPER CABLE*

Long Barrel Copper 1-Hole
with Bell End

FEATURES

- Connector end has a gentle, continuous flare to ensure ease of cable insertion of flexible and extra-flexible cables such as locomotive, welding, mining cable and more.
- Produced from high conductivity copper tubing.
- Tin-plated to provide corrosion and low contact resistance.
- Marked with die index and color coded.
- Listed for 35KV maximum when properly installed.
- For applications greater than 2000V, install to cable manufacturer voltage stress relief instructions.
- Flex rated - consult customer service for details.

SPECIFICATIONS

- UL486A/B Listed Wire Connector.
- UL467 Grounding & Bonding (Sizes 8 AWG - 3/0 AWG).
- cULus Listed E155027.
- For max ampacity, Please Consult current NEC manual.
- Temperature Rating: 90 °C. 9CU.

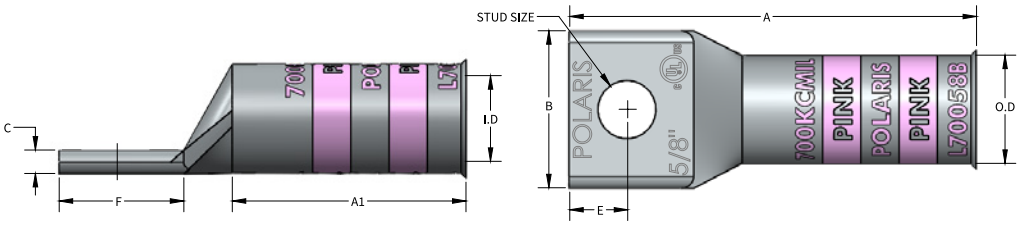

PART #	CONDUCTOR (CODE) CLASS B, C	CONDUCTOR (FLEX) CLASS G, H, I, K, M, DLO	STUD SIZE (IN)	WIDTH (B) (IN)	BARREL LENGTH (A1) (IN)	LENGTH (A) (IN)	BARREL (O.D) (IN)	DIE COLOR CODE
L638B	6 AWG	6 AWG	3/8	0.55	0.98	1.99	0.29	Blue
L438B	4 AWG	4 AWG	3/8	0.55	0.98	2.01	0.34	Gray
L238B	2 AWG	3 AWG	3/8	0.60	1.10	2.17	0.42	Brown
L256B	2 AWG	3 AWG	5/16	0.60	1.10	2.17	0.42	Brown
L156B	1 AWG	2 AWG	5/16	0.67	1.10	2.19	0.46	Green
L1056B	1/0 AWG	1 AWG	5/16	0.74	1.20	2.31	0.51	Pink
L2038B	2/0 AWG	1/0 AWG	3/8	0.82	1.38	2.51	0.56	Black
L3038B	3/0 AWG	2/0 AWG	3/8	0.90	1.38	2.54	0.62	Orange
L3048B	3/0 AWG	2/0 AWG	1/2	0.90	1.38	2.91	0.62	Orange
L4048B	4/0 AWG	3/0 AWG	1/2	1.00	1.42	2.98	0.69	Purple
L25038B	250 MCM	4/0 AWG	3/8	1.09	1.61	2.83	0.75	Yellow
L25048B	250 MCM	4/0 AWG	1/2	1.09	1.61	3.20	0.75	Yellow
L30048B	300 MCM	250 MCM	1/2	1.19	1.97	3.58	0.81	White
L35058B	350 MCM	250/262 MCM	5/8	1.28	1.97	3.80	0.87	Red
L50058B	500 MCM	350/373 MCM	5/8	1.54	2.24	4.16	1.06	Brown
L60058B	600 MCM	444 MCM	5/8	1.72	2.24	4.21	1.18	Green
L70048B	700 MCM	500/535 MCM	1/2	1.81	2.64	4.64	1.25	Pink
L70058B	700 MCM	500/535 MCM	5/8	1.81	2.64	4.64	1.25	Pink

COMPRESSION LUGS

GL SERIES

Short Barrel Copper 1-Hole
with Inspection Window



FEATURES

- Built-in inspection window ensures quick visual confirmation of full cable insertion.
- Produced from high conductivity copper tubing.
- Tin-plated to provide corrosion and low contact resistance.
- Marked with die index and color coded.
- Listed for 35KV maximum when properly installed.
- For applications greater than 2000V, install to cable manufacturer voltage stress relief instructions.
- Flex rated - consult customer service for details.

SPECIFICATIONS

- UL486A/B Listed Wire Connector.
- UL467 Grounding & Bonding (Sizes 8 AWG - 3/0 AWG).
- cULus Listed E155027.
- For max ampacity, Please Consult current NEC manual.
- Temperature Rating: 90 °C. 9CU.

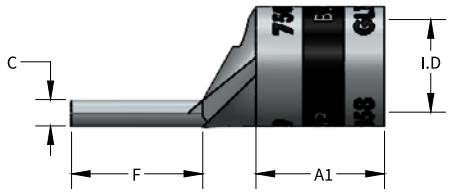

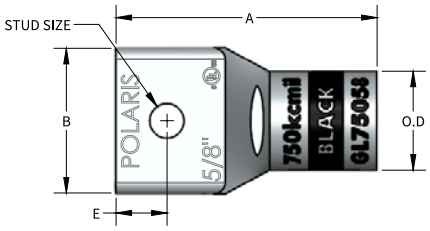

PART #	CONDUCTOR (CODE) CLASS B, C	CONDUCTOR (FLEX) CLASS G, H, I, K, M, DLO	STUD SIZE (IN)	WIDTH (B) (IN)	BARREL LENGTH (A1) (IN)	LENGTH (A) (IN)	BARREL (O.D) (IN)	DIE COLOR CODE
GL810	8 AWG	8 AWG	#10	0.42	0.44	1.12	0.27	Red
GL814	8 AWG	8 AWG	1/4	0.42	0.44	1.24	0.27	Red
GL838	8 AWG	8 AWG	3/8	0.56	0.44	1.44	0.27	Red
GL856	8 AWG	8 AWG	5/16	0.55	0.44	1.44	0.27	Red
GL614	6 AWG	6 AWG	1/4	0.42	0.54	1.35	0.29	Blue
GL638	6 AWG	6 AWG	3/8	0.55	0.54	1.55	0.29	Blue
GL656	6 AWG	6 AWG	5/16	0.49	0.54	1.55	0.29	Blue
GL414	4 AWG	4 AWG	1/4	0.49	0.81	1.64	0.34	Gray
GL438	4 AWG	4 AWG	3/8	0.55	0.81	1.84	0.34	Gray
GL456	4 AWG	4 AWG	5/16	0.55	0.81	1.84	0.34	Gray
GL338	3 AWG	3 AWG	3/8	0.59	0.88	1.93	0.38	White
GL214	2 AWG	3 AWG	1/4	0.60	0.88	1.75	0.42	Brown
GL256	2 AWG	3 AWG	5/16	0.60	0.88	1.95	0.42	Brown
GL238	2 AWG	3 AWG	3/8	0.60	0.88	1.95	0.42	Brown
GL114	1 AWG	2 AWG	1/4	0.67	0.88	1.77	0.46	Green
GL156	1 AWG	2 AWG	5/16	0.67	0.88	1.97	0.46	Green
GL138	1 AWG	2 AWG	3/8	0.67	0.88	1.97	0.46	Green
GL1056	1/0 AWG	1 AWG	5/16	0.74	0.88	1.99	0.51	Pink
GL1038	1/0 AWG	1 AWG	3/8	0.74	0.88	1.99	0.51	Pink
GL1048	1/0 AWG	1 AWG	1/2	0.74	0.88	2.36	0.51	Pink
GL2056	2/0 AWG	1/0 AWG	5/16	0.82	0.94	2.07	0.56	Black
GL2038	2/0 AWG	1/0 AWG	3/8	0.82	0.94	2.07	0.56	Black
GL2048	2/0 AWG	1/0 AWG	1/2	0.82	0.94	2.44	0.56	Black
GL3038	3/0 AWG	2/0 AWG	3/8	0.90	1.00	2.16	0.62	Orange
GL3048	3/0 AWG	2/0 AWG	1/2	0.90	1.00	2.53	0.62	Orange
GL4038	4/0 AWG	3/0 AWG	3/8	1.00	0.88	2.07	0.69	Purple
GL4048	4/0 AWG	3/0 AWG	1/2	1.00	0.88	2.44	0.69	Purple
GL25038	250 MCM	4/0 AWG	3/8	1.09	1.06	2.28	0.75	Yellow
GL25048	250 MCM	4/0 AWG	1/2	1.09	1.06	2.65	0.75	Yellow
GL30048	300 MCM	250 MCM	1/2	1.19	1.03	2.64	0.82	White
GL35038	350 MCM	250/262 MCM	3/8	1.28	1.09	2.73	0.87	Red
GL35048	350 MCM	250/262 MCM	1/2	1.28	1.09	2.73	0.87	Red
GL40048	400 MCM	300/313 MCM	1/2	1.39	1.19	2.87	0.95	Blue
GL50048	500 MCM	350/373 MCM	1/2	1.54	1.27	3.00	1.06	Brown
GL50058	500 MCM	350/373 MCM	5/8	1.54	1.27	3.19	1.06	Brown
GL60048	700 MCM	500/535 MCM	1/2	1.72	1.38	3.38	1.19	Green
GL60058	700 MCM	500/535 MCM	5/8	1.72	1.38	3.38	1.19	Green
GL75048	750 MCM	600/646 MCM	1/2	1.90	1.42	3.45	1.31	Black
GL75058	750 MCM	600/646 MCM	5/8	1.90	1.42	3.45	1.31	Black

COMPRESSION LUGS

GL-B SERIES *FOR FLEXIBLE COPPER CABLE*

Short Barrel Copper 1-Hole
with Inspection Window & Bell End

FEATURES

- Connector end has a gentle, continuous flare to ensure ease of cable insertion of flexible and extra-flexible cables such as locomotive, welding, mining cable and more.
- Produced from high conductivity copper tubing.
- Tin-plated to provide corrosion and low contact resistance.
- Marked with die index and color coded.
- Listed for 35KV maximum when properly installed.
- For applications greater than 2000V, install to cable manufacturer voltage stress relief instructions.
- Flex rated - consult customer service for details.

SPECIFICATIONS

- UL486A/B Listed Wire Connector.
- UL467 Grounding & Bonding (Sizes 8 AWG - 3/0 AWG).
- cULus Listed E155027.
- For max ampacity, Please Consult current NEC manual.
- Temperature Rating: 90 °C. 9CU.

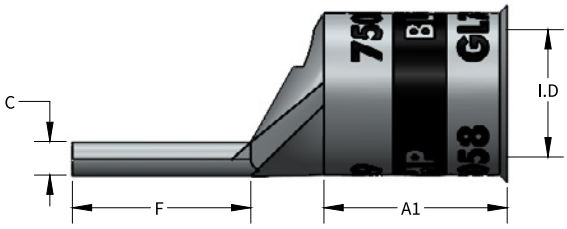

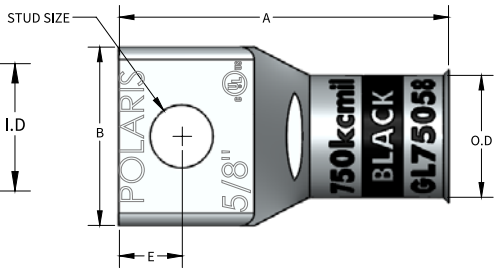

PART #	CONDUCTOR (CODE) CLASS B, C	CONDUCTOR (FLEX) CLASS G, H, I, K, M, DLO	STUD SIZE (IN)	WIDTH (B) (IN)	BARREL LENGTH (A1) (IN)	LENGTH (A) (IN)	BARREL (O.D) (IN)	DIE COLOR CODE
GL256B	2 AWG	3 AWG	5/16	0.602	0.88	1.95	0.42	Brown
GL156B	1 AWG	2 AWG	5/16	0.673	0.88	1.97	0.42	Green
GL1056B	1/0 AWG	1 AWG	5/16	0.74	0.88	1.99	0.42	Pink
GL2038B	2/0 AWG	1/0 AWG	3/8	0.815	0.94	2.07	0.42	Black
GL3038B	3/0 AWG	2/0 AWG	3/8	0.902	1	2.16	0.42	Orange
GL3048B	3/0 AWG	2/0 AWG	1/2	0.902	1	2.53	0.55	Orange
GL4048B	4/0 AWG	3/0 AWG	1/2	1	0.88	2.44	0.55	Purple
GL25038B	250 MCM	4/0 AWG	3/8	1.091	1.06	2.28	0.42	Yellow
GL25048B	250 MCM	4/0 AWG	1/2	1.091	1.06	2.65	0.55	Yellow
GL30048B	300 MCM	250 MCM	1/2	1.19	1.03	2.64	0.55	White
GL35058B	350 MCM	250/262 MCM	5/8	1.276	1.09	2.92	0.67	Red
GL50058B	500 MCM	350/373 MCM	5/8	1.539	1.27	3.19	0.67	Brown
GL60058B	700 MCM	500/535 MCM	5/8	1.717	1.38	3.38	0.67	Pink
GL70058B	700 MCM	500/535 MCM	5/8	1.814	1.38	3.38	0.67	Pink
GL75058B	750 MCM	600/646 MCM	5/8	1.902	1.42	3.45	0.67	Black
GL10058B	1000 MCM	777 MCM	5/8	2.18	1.615	3.935	0.77	White

COMPRESSION LUGS

GL-N SERIES

Short Barrel Copper 2-Hole
with Inspection Window

FEATURES

- Produced from high conductivity copper tubing.
- Tin-plated to provide corrosion and low contact resistance.
- Marked with die index and color coded.
- Listed for 35KV maximum when properly installed.
- For applications greater than 2000V, install to cable manufacturer voltage stress relief instructions.
- Flex rated - consult customer service for details.

SPECIFICATIONS

- UL486A/B Listed Wire Connector.
- UL467 Grounding & Bonding (Sizes 8 AWG - 3/0 AWG).
- cULus Listed E155027.
- For max ampacity, Please Consult current NEC manual.
- Temperature Rating: 90 °C. 9CU.

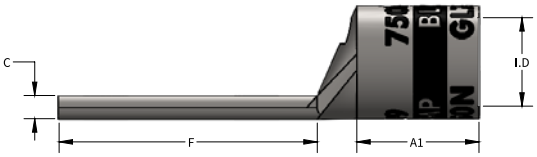

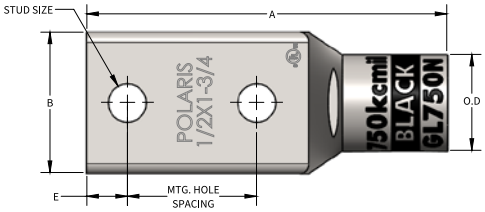

PART #	CONDUCTOR (CODE) CLASS B, C	CONDUCTOR (FLEX) CLASS G, H, I, K, M, DLO	STUD SIZE (IN)	MOUNTING HOLE SPACING (IN)	WIDTH (B) (IN)	BARREL LENGTH (A1) (IN)	LENGTH (A) (IN)	BARREL (O.D) (IN)	DIE COLOR CODE
GL6N-141	6 AWG	6 AWG	1/4	0.625	0.42	0.54	1.94	0.29	Blue
GL6N-143	6 AWG	6 AWG	1/4	1.000	0.42	0.54	2.31	0.29	Blue
GL6N-38	6 AWG	6 AWG	3/8	1.000	0.55	0.54	2.51	0.29	Blue
GL4N-141	4 AWG	4 AWG	1/4	0.625	0.49	0.81	2.23	0.34	Gray
GL4N-38	4 AWG	4 AWG	3/8	1.000	0.55	0.81	2.80	0.34	Gray
GL2N-141	2 AWG	3 AWG	1/4	0.625	0.60	0.88	2.33	0.42	Brown
GL2N-142	2 AWG	3 AWG	1/4	1.750	0.60	0.88	3.45	0.42	Brown
GL2N-143	2 AWG	3 AWG	1/4	1.000	0.60	0.88	2.70	0.42	Brown
GL2N-38	2 AWG	3 AWG	3/8	1.000	0.60	0.88	2.90	0.42	Brown
GL1N-38	1 AWG	2 AWG	3/8	1.000	0.67	0.88	2.92	0.46	Green
GL10N-38	1/0 AWG	1 AWG	3/8	1.000	0.74	0.88	2.94	0.51	Pink
GL20N	2/0 AWG	1/0 AWG	1/2	1.750	0.82	0.94	4.13	0.56	Black
GL20N-38	2/0 AWG	1/0 AWG	3/8	1.000	0.82	0.94	3.01	0.56	Black
GL30N	3/0 AWG	2/0 AWG	1/2	1.750	0.90	1.00	4.22	0.62	Orange
GL30N-38	3/0 AWG	2/0 AWG	3/8	1.000	0.90	1.00	3.10	0.62	Orange
GL40N	4/0 AWG	3/0 AWG	1/2	1.750	1.00	0.88	4.12	0.69	Purple
GL40N-38	4/0 AWG	3/0 AWG	3/8	1.000	1.00	0.88	3.00	0.69	Purple
GL250N	250 MCM	4/0 AWG	1/2	1.750	1.09	1.06	4.33	0.75	Yellow
GL250N-38	250 MCM	4/0 AWG	3/8	1.000	1.09	1.06	3.21	0.75	Yellow
GL350N	350 MCM	250/262 MCM	1/2	1.750	1.28	1.09	4.40	0.87	Red
GL350N-38	350 MCM	250/262 MCM	3/8	1.000	1.28	1.09	3.28	0.87	Red
GL400N	400 MCM	300/313 MCM	1/2	1.750	1.39	1.19	4.53	0.95	Blue
GL500N	500 MCM	350/373 MCM	1/2	1.750	1.54	1.27	4.64	1.06	Brown
GL500N-38	500 MCM	350/373 MCM	3/8	1.000	1.54	1.27	3.52	1.06	Brown
GL600N	600 MCM	444 MCM	1/2	1.750	1.72	1.38	4.79	1.18	Green
GL750N	750 MCM	600/646 MCM	1/2	1.750	1.90	1.42	4.88	1.30	Black

COMPRESSION LUGS

GL-NB SERIES *FOR FLEXIBLE COPPER CABLE*

Short Barrel Copper 2-Hole
with Inspection Window & Bell End

FEATURES

- Connector end has a gentle, continuous flare to ensure ease of cable insertion of flexible and extra-flexible cables such as locomotive, welding, mining cable and more.
- Produced from high conductivity copper tubing.
- Tin-plated to provide corrosion and low contact resistance.
- Marked with die index and color coded.
- Listed for 35KV maximum when properly installed.
- For applications greater than 2000V, install to cable manufacturer voltage stress relief instructions.
- Flex rated - consult customer service for details.

SPECIFICATIONS

- UL486A/B Listed Wire Connector.
- UL467 Grounding & Bonding (Sizes 8 AWG - 3/0 AWG).
- cULus Listed E155027.
- For max ampacity, Please Consult current NEC manual.
- Temperature Rating: 90 °C. 9CU.

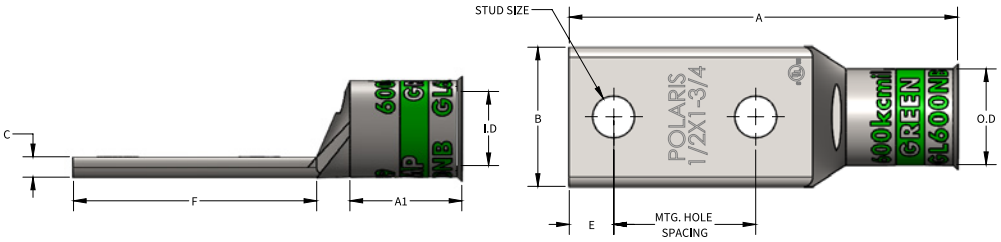

PART #	CONDUCTOR (CODE) CLASS B, C	CONDUCTOR (FLEX) CLASS G, H, I, K, M, DLO	STUD SIZE (IN)	MOUNTING HOLE SPACING (IN)	WIDTH (B) (IN)	BARREL LENGTH (A1) (IN)	LENGTH (A) (IN)	BARREL (O.D) (IN)	DIE COLOR CODE
GL30NB	3/0 AWG	2/0 AWG	1/2	1.75	0.90	1.00	4.22	0.62	Orange
GL250NB	250 MCM	4/0 AWG	1/2	1.75	1.09	1.06	4.33	0.75	Yellow
GL300NB	300 MCM	250 MCM	1/2	1.75	1.19	1.03	4.33	0.81	White
GL350NB	350 MCM	250/262 MCM	1/2	1.75	1.28	1.09	4.40	0.87	Red
GL500NB	500 MCM	350/373 MCM	1/2	1.75	1.54	1.27	4.64	1.06	Brown
GL600NB	600 MCM	444 MCM	1/2	1.75	1.72	1.38	4.79	1.18	Green

COMPRESSION LUGS

L-N SERIES

Long Barrel Copper 2-Hole



FEATURES

- Produced from high conductivity copper tubing.
- Tin-plated to provide corrosion and low contact resistance.
- Marked with die index and color coded.
- Listed for 35KV maximum when properly installed.
- For applications greater than 2000V, install to cable manufacturer voltage stress relief instructions.
- Flex rated - consult customer service for details.

SPECIFICATIONS

- UL486A/B Listed Wire Connector.
- UL467 Grounding & Bonding (Sizes 8 AWG - 3/0 AWG).
- cULus Listed E155027.
- For max ampacity, Please Consult current NEC manual.
- Temperature Rating: 90 °C. 9CU.

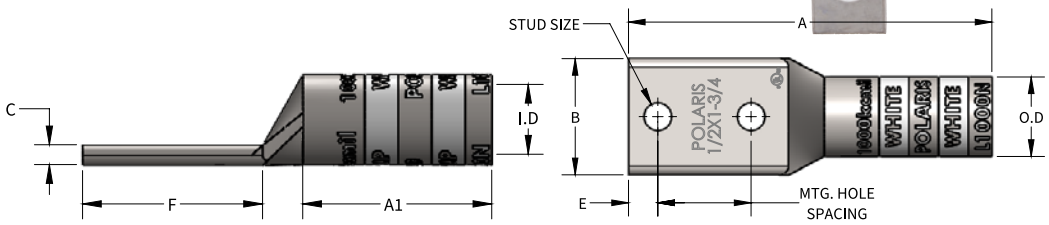

PART #	CONDUCTOR (CODE) CLASS B, C	CONDUCTOR (FLEX) CLASS G, H, I, K, M, DLO	STUD SIZE (IN)	MOUNTING HOLE SPACING (IN)	WIDTH (B) (IN)	BARREL LENGTH (A1) (IN)	LENGTH (A) (IN)	BARREL (O.D) (IN)	DIE COLOR CODE
L8N	8 AWG	8 AWG	1/2	1.75	0.71	0.81	3.93	0.27	Red
L8N-14	8 AWG	8 AWG	1/4	1.00	0.42	0.81	2.61	0.27	Red
L8N-141	8 AWG	8 AWG	1/4	0.63	0.42	0.81	2.24	0.27	Red
L8N-142	8 AWG	8 AWG	1/4	0.75	0.42	0.81	2.36	0.27	Red
L8N-563	8 AWG	8 AWG	5/16	1.75	0.55	0.81	3.56	0.27	Red
L6N-12	6 AWG	6 AWG	1/4	0.50	0.42	0.98	2.29	0.29	Blue
L6N-14	6 AWG	6 AWG	1/4	1.00	0.42	0.98	2.79	0.29	Blue
L6N-141	6 AWG	6 AWG	1/4	0.63	0.42	0.98	2.42	0.29	Blue
L6N-142	6 AWG	6 AWG	1/4	0.75	0.42	0.98	2.54	0.29	Blue
L6N-143	6 AWG	6 AWG	1/4	1.00	0.42	0.98	2.79	0.29	Blue
L6N-38	6 AWG	6 AWG	3/8	1.00	0.55	0.98	2.99	0.29	Blue
L6N-382	6 AWG	6 AWG	3/8	0.75	0.55	0.98	2.74	0.29	Blue
L6N	6 AWG	6 AWG	1/2	1.75	0.71	0.98	4.11	0.29	Blue
L4N	4 AWG	4 AWG	1/2	1.75	0.71	0.98	4.13	0.34	Gray
L4N-14	4 AWG	4 AWG	1/4	1.00	0.49	0.98	2.81	0.34	Gray
L4N-141	4 AWG	4 AWG	1/4	0.63	0.49	0.98	2.44	0.34	Gray
L4N-142	4 AWG	4 AWG	1/4	0.75	0.49	0.98	2.56	0.34	Gray
L4N-38	4 AWG	4 AWG	3/8	1.00	0.55	0.98	3.01	0.34	Gray
L4N-382	4 AWG	4 AWG	3/8	0.75	0.55	0.98	2.76	0.34	Gray
L3N	3 AWG	4 AWG	1/2	1.75	0.71	1.1	4.27	0.38	White
L2N-141	2 AWG	3 AWG	1/4	0.63	0.60	1.10	2.60	0.42	Brown
L2N-142	2 AWG	3 AWG	1/4	0.75	0.60	1.10	2.72	0.42	Brown
L2N-14	2 AWG	3 AWG	1/4	1.00	0.60	1.10	2.97	0.42	Brown
L2N	2 AWG	3 AWG	1/2	1.75	0.74	1.10	4.29	0.42	Brown
L2N-56	2 AWG	3 AWG	5/16	0.88	0.60	1.10	3.05	0.42	Brown
L2N-38	2 AWG	3 AWG	3/8	1.00	0.60	1.10	3.17	0.42	Brown
L2N-382	2 AWG	3 AWG	3/8	0.75	0.60	1.10	2.92	0.42	Brown
L2N-383	2 AWG	3 AWG	3/8	1.75	0.60	1.10	3.92	0.42	Brown
L1N	1 AWG	2 AWG	1/2	1.75	0.74	1.10	4.31	0.46	Green
L1N-38	1 AWG	2 AWG	3/8	1.00	0.67	1.10	3.19	0.46	Green
L1N-141	1 AWG	2 AWG	1/4	0.63	0.67	1.10	2.62	0.46	Green
L10N-14	1/0 AWG	1 AWG	1/4	0.63	0.74	1.20	2.74	0.51	Pink
L10N	1/0 AWG	1 AWG	1/2	1.75	0.74	1.20	4.43	0.51	Pink
L10N-38	1/0 AWG	1 AWG	3/8	1.00	0.74	1.20	3.31	0.51	Pink

COMPRESSION LUGS
L-N SERIES & L-N-NT SERIES
Long Barrel Copper 2-Hole *(Cont'd)*

NOTE: NT Suffix indicates Narrow Tang

PART #	CONDUCTOR (CODE) CLASS B, C	CONDUCTOR (FLEX) CLASS G, H, I, K, M, DLO	STUD SIZE (IN)	MOUNTING HOLE SPACING (IN)	WIDTH (B) (IN)	BARREL LENGTH (A1) (IN)	LENGTH (A) (IN)	BARREL (O.D) (IN)	DIE COLOR CODE
L10N-382	1/0 AWG	1 AWG	3/8	0.75	0.74	1.20	3.06	0.51	Pink
L10N-383	1/0 AWG	1 AWG	3/8	1.75	0.74	1.20	4.06	0.51	Pink
L20N-14	2/0 AWG	1/0 AWG	1/4	1.00	0.82	1.38	3.31	0.56	Black
L20N-141	2/0 AWG	1/0 AWG	1/4	0.63	0.82	1.38	2.94	0.56	Black
L20N-142	2/0 AWG	1/0 AWG	1/4	0.75	0.82	1.38	3.06	0.56	Black
L20N-38	2/0 AWG	1/0 AWG	3/8	1.00	0.82	1.38	3.51	0.56	Black
L20N-383	2/0 AWG	1/0 AWG	3/8	1.75	0.82	1.38	4.26	0.56	Black
L20N	2/0 AWG	1/0 AWG	1/2	1.75	0.82	1.38	4.63	0.56	Black
L30N-141	3/0 AWG	2/0 AWG	1/4	0.63	0.90	1.38	2.97	0.62	Orange
L30N-38	3/0 AWG	2/0 AWG	3/8	1.00	0.90	1.38	3.54	0.62	Orange
L30N-56	3/0 AWG	2/0 AWG	5/16	1.00	0.90	1.38	3.54	0.62	Orange
L30N	3/0 AWG	2/0 AWG	1/2	1.75	0.90	1.38	4.66	0.62	Orange
L40N-141	4/0 AWG	3/0 AWG	1/4	0.63	1.00	1.42	3.04	0.69	Purple
L40N-142	4/0 AWG	3/0 AWG	1/4	0.75	1.00	1.42	3.16	0.69	Purple
L40N-38	4/0 AWG	3/0 AWG	3/8	1.00	1.00	1.42	3.61	0.69	Purple
L40N-383	4/0 AWG	3/0 AWG	3/8	1.75	1.00	1.42	4.36	0.69	Purple
L40N	4/0 AWG	3/0 AWG	1/2	1.75	1.00	1.42	4.73	0.69	Purple
L250N	250 MCM	4/0 AWG	1/2	1.75	1.09	1.61	4.95	0.75	Yellow
L250N-38	250 MCM	4/0 AWG	3/8	1.00	1.09	1.61	3.83	0.75	Yellow
L250N-381	250 MCM	4/0 AWG	3/8	1.75	1.09	1.61	4.58	0.75	Yellow
L300N	300 MCM	250 MCM	1/2	1.75	1.19	1.97	5.33	0.81	White
L300N-381	300 MCM	250 MCM	3/8	1.75	1.19	1.97	4.96	0.81	White
L350N	350 MCM	250/262 MCM	1/2	1.75	1.28	1.97	5.36	0.87	Red
L350N-NT	350 MCM	250/262 MCM	1/2	1.75	0.88	1.97	5.36	0.87	Red
L350N-38	350 MCM	250/262 MCM	3/8	1.00	1.28	1.97	4.24	0.87	Red
L350N-381	350 MCM	250/262 MCM	3/8	1.75	1.28	1.97	4.99	0.87	Red
L400N	400 MCM	300/313 MCM	1/2	1.75	1.39	1.97	5.40	0.95	Blue
L400N-381	400 MCM	300/313 MCM	3/8	1.75	1.39	1.97	5.03	0.95	Blue
L400N-NT	400 MCM	300/313 MCM	1/2	1.75	0.96	1.97	5.40	0.95	Blue
L500N	500 MCM	350/373 MCM	1/2	1.75	1.54	2.24	5.72	1.06	Brown
L500N-NT	500 MCM	350/373 MCM	1/2	1.75	0.96	2.24	5.72	1.06	Brown
L500N-38	500 MCM	350/373 MCM	3/8	1.00	1.54	2.24	4.60	1.06	Brown
L500N-381	500 MCM	350/373 MCM	3/8	1.75	1.54	2.24	5.35	1.06	Brown
L600N	600 MCM	444 MCM	1/2	1.75	1.72	2.24	5.77	1.18	Green
L600N-NT	600 MCM	444 MCM	1/2	1.75	1.12	2.24	5.77	1.18	Green
L600N-38	600 MCM	444 MCM	3/8	1.00	1.72	2.24	4.65	1.18	Green
L600N-381	600 MCM	444 MCM	3/8	1.75	1.72	2.24	5.4	1.18	Green
L700N	700 MCM	535 MCM	1/2	1.75	1.81	2.64	6.20	1.25	Pink
L700N-NT	700 MCM	500/535 MCM	1/2	1.75	1.12	2.64	6.20	1.25	Pink
L750N	750 MCM	600/646 MCM	1/2	1.75	1.90	2.64	6.23	1.30	Black
L750N-NT	750 MCM	600/646 MCM	1/2	1.75	1.12	2.64	6.23	1.30	Black
L750N-38	750 MCM	600/646 MCM	3/8	1.00	1.90	2.64	5.11	1.30	Black
L750N-381	750 MCM	600/646 MCM	3/8	1.75	1.9	2.64	5.86	1.30	Black
L1000N	1000 MCM	777 MCM	1/2	1.75	2.18	3.15	6.82	1.49	White
L1000N-NT	1000 MCM	777 MCM	1/2	1.75	1.57	3.15	6.82	1.49	White

COMPRESSION LUGS

L-NP SERIES

Long Barrel Copper 2-Hole
with Inspection Window

FLEX RATED

FEATURES

- Produced from high conductivity copper tubing.
- Tin-plated to provide corrosion and low contact resistance.
- Marked with die index and color coded.
- Listed for 35KV maximum when properly installed.
- For applications greater than 2000V, install to cable manufacturer voltage stress relief instructions.
- Flex rated - consult customer service for details.
- Built-in inspection window ensures quick visual confirmation of full cable insertion.

SPECIFICATIONS

- UL486A/B Listed Wire Connector.
- UL467 Grounding & Bonding (Sizes 8 AWG - 3/0 AWG).
- cULus Listed E155027.
- For max ampacity, Please Consult current NEC manual.
- Temperature Rating: 90 °C. 9CU.

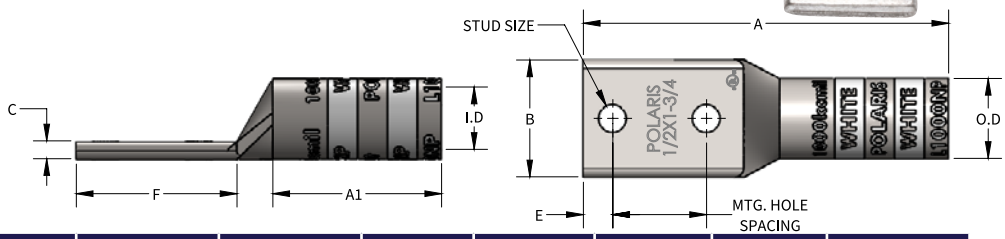

PART #	CONDUCTOR (CODE) CLASS B, C	CONDUCTOR (FLEX) CLASS G, H, I, K, M, DLO	STUD SIZE (IN)	MOUNTING HOLE SPACING (IN)	WIDTH (B) (IN)	BARREL LENGTH (A1) (IN)	LENGTH (A) (IN)	BARREL (O.D) (IN)	DIE COLOR CODE
L8NP	8 AWG	8 AWG	1/2	1.75	0.71	0.81	3.93	0.27	Red
L8N-14P	8 AWG	8 AWG	1/4	1.00	0.42	0.81	2.61	0.27	Red
L8N-141P	8 AWG	8 AWG	1/4	0.63	0.42	0.81	2.24	0.27	Red
L8N-142P	8 AWG	8 AWG	1/4	0.75	0.42	0.81	2.36	0.27	Red
L8N-563P	8 AWG	8 AWG	5/16	1.75	0.55	0.81	3.56	0.27	Red
L6N-14P	6 AWG	6 AWG	1/4	1.00	0.42	0.98	2.79	0.29	Blue
L6N-141P	6 AWG	6 AWG	1/4	0.63	0.42	0.98	2.42	0.29	Blue
L6N-142P	6 AWG	6 AWG	1/4	0.75	0.42	0.98	2.54	0.29	Blue
L6N-38P	6 AWG	6 AWG	3/8	1.00	0.55	0.98	2.99	0.29	Blue
L6N-382P	6 AWG	6 AWG	3/8	0.75	0.55	0.98	2.74	0.29	Blue
L6NP	6 AWG	6 AWG	1/2	1.75	0.71	0.98	4.11	0.29	Blue
L4NP	4 AWG	4 AWG	1/2	1.75	0.71	0.98	4.13	0.34	Gray
L4N-14P	4 AWG	4 AWG	1/4	1.00	0.49	0.98	2.81	0.34	Gray
L4N-141P	4 AWG	4 AWG	1/4	0.63	0.49	0.98	2.44	0.34	Gray
L4N-142P	4 AWG	4 AWG	1/4	0.75	0.49	0.98	2.56	0.34	Gray
L4N-38P	4 AWG	4 AWG	3/8	1.00	0.55	0.98	3.01	0.34	Gray
L4N-382P	4 AWG	4 AWG	3/8	0.75	0.55	0.98	2.76	0.34	Gray
L3NP	3 AWG	4 AWG	1/2	1.75	0.71	1.1	4.27	0.38	White
L2N-141P	2 AWG	3 AWG	1/4	0.63	0.60	1.10	2.60	0.42	Brown
L2N-14P	2 AWG	3 AWG	1/4	1.00	0.60	1.10	2.97	0.42	Brown
L2NP	2 AWG	3 AWG	1/2	1.75	0.74	1.10	4.29	0.42	Brown
L2N-38P	2 AWG	3 AWG	3/8	1.00	0.60	1.10	3.17	0.42	Brown
L2N-382P	2 AWG	3 AWG	3/8	0.75	0.60	1.10	2.92	0.42	Brown
L2N-383P	2 AWG	3 AWG	3/8	1.75	0.60	1.10	3.92	0.42	Brown
L1NP	1 AWG	2 AWG	1/2	1.75	0.74	1.1	4.31	0.46	Green
L10N-14P	1/0 AWG	1 AWG	1/4	0.63	0.74	1.20	2.74	0.51	Pink
L10NP	1/0 AWG	1 AWG	1/2	1.75	0.74	1.20	4.43	0.51	Pink
L10N-38P	1/0 AWG	1 AWG	3/8	1.00	0.74	1.20	3.31	0.51	Pink
L10N-382P	1/0 AWG	1 AWG	3/8	0.75	0.74	1.20	3.06	0.51	Pink
L10N-383P	1/0 AWG	1 AWG	3/8	1.75	0.74	1.20	4.06	0.51	Pink
L20N-14P	2/0 AWG	1/0 AWG	1/4	1.00	0.82	1.38	3.31	0.56	Black
L20N-141P	2/0 AWG	1/0 AWG	1/4	0.63	0.82	1.38	2.94	0.56	Black

COMPRESSION LUGS

L-NP SERIES & L-NP-NT SERIES

Long Barrel Copper 2-Hole *(Cont'd)*
with Inspection Window

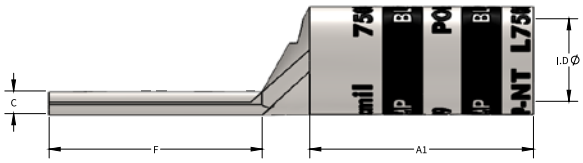

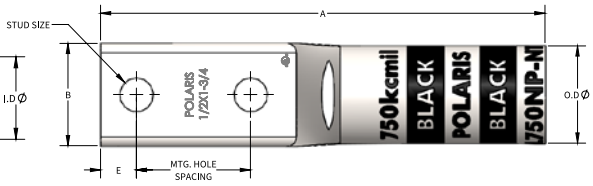

FLEXRATED

NOTE: NT Suffix indicates Narrow Tang

PART #	CONDUCTOR (CODE) CLASS B, C	CONDUCTOR (FLEX) CLASS G, H, I, K, M, DLO	STUD SIZE (IN)	MOUNTING HOLE SPACING (IN)	WIDTH (B) (IN)	BARREL LENGTH (A1) (IN)	LENGTH (A) (IN)	BARREL (O.D) (IN)	DIE COLOR CODE
L20N-38P	2/0 AWG	1/0 AWG	3/8	1.00	0.82	1.38	3.51	0.56	Black
L20N-383P	2/0 AWG	1/0 AWG	3/8	1.75	0.82	1.38	4.26	0.56	Black
L20NP	2/0 AWG	1/0 AWG	1/2	1.75	0.82	1.38	4.63	0.56	Black
L30N-141P	3/0 AWG	2/0 AWG	1/4	0.63	0.90	1.38	2.97	0.62	Orange
L30N-38P	3/0 AWG	2/0 AWG	3/8	1.00	0.90	1.38	3.54	0.62	Orange
L30N-56P	3/0 AWG	2/0 AWG	5/16	1.00	0.90	1.38	3.54	0.62	Orange
L30NP	3/0 AWG	2/0 AWG	1/2	1.75	0.90	1.38	4.66	0.62	Orange
L40N-141P	4/0 AWG	3/0 AWG	1/4	0.63	1.00	1.42	3.04	0.69	Purple
L40N-142P	4/0 AWG	3/0 AWG	1/4	0.75	1.00	1.42	3.16	0.69	Purple
L40N-38P	4/0 AWG	3/0 AWG	3/8	1.00	1.00	1.42	3.61	0.69	Purple
L40N-383P	4/0 AWG	3/0 AWG	3/8	1.75	1.00	1.42	4.36	0.69	Purple
L40NP	4/0 AWG	3/0 AWG	1/2	1.75	1.00	1.42	4.73	0.69	Purple
L250NP	250 MCM	4/0 AWG	1/2	1.75	1.09	1.61	4.95	0.75	Yellow
L250N-381P	250 MCM	4/0 AWG	3/8	1.75	1.09	1.61	4.58	0.75	Yellow
L300NP	300 MCM	250 MCM	1/2	1.75	1.19	1.97	5.33	0.81	White
L300N-381P	300 MCM	250 MCM	3/8	1.75	1.19	1.97	4.96	0.81	White
L350NP	350 MCM	250/262 MCM	1/2	1.75	1.28	1.97	5.36	0.87	Red
L350N-381P	350 MCM	250/262 MCM	3/8	1.75	1.28	1.97	4.99	0.87	Red
L350NP-NT	350 MCM	250/262 MCM	1/2	1.75	0.88	1.97	5.36	0.87	Red
L400NP	400 MCM	300/313 MCM	1/2	1.75	1.39	1.97	5.40	0.95	Blue
L400N-381P	400 MCM	300/313 MCM	3/8	1.75	1.39	1.97	5.03	0.95	Blue
L400NP-NT	400 MCM	300/313 MCM	1/2	1.75	0.96	1.97	5.40	0.95	Blue
L500NP	500 MCM	350/373 MCM	1/2	1.75	1.54	2.24	5.72	1.06	Brown
L500N-381P	500 MCM	350/373 MCM	3/8	1.75	1.54	2.24	5.35	1.06	Brown
L500NP-NT	500 MCM	350/373 MCM	1/2	1.75	0.96	2.24	5.72	1.06	Brown
L600NP	600 MCM	444 MCM	1/2	1.75	1.72	2.24	5.77	1.18	Green
L600N-381P	600 MCM	444 MCM	3/8	1.75	1.72	2.24	5.4	1.18	Green
L600NP-NT	600 MCM	444 MCM	1/2	1.75	1.12	2.24	5.77	1.18	Green
L700NP	700 MCM	500/535 MCM	1/2	1.75	1.81	2.64	6.20	1.25	Pink
L700NP-NT	700 MCM	500/535 MCM	1/2	1.75	1.12	2.64	6.20	1.25	Pink
L750NP	750 MCM	600/646 MCM	1/2	1.75	1.90	2.64	6.23	1.30	Black
L750N-381P	750 MCM	600-646 MCM	3/8	1.75	1.9	2.64	5.86	1.3	Black
L750NP-NT	750 MCM	600/646 MCM	1/2	1.75	1.12	2.64	6.23	1.30	Black
L1000NP	1000 MCM	777 MCM	1/2	1.75	2.18	3.15	6.82	1.49	White
L1000NP-NT	1000 MCM	777 MCM	1/2	1.75	1.57	3.15	6.82	1.49	White

COMPRESSION LUGS

L-NB SERIES FOR FLEXIBLE COPPER CABLE

Long Barrel Copper 2-Hole
with Bell End

FEATURES

- Connector end has a gentle, continuous flare to ensure ease of cable insertion of flexible and extra-flexible cables such as locomotive, welding, mining cable and more.
- Produced from high conductivity copper tubing.
- Tin-plated to provide corrosion and low contact resistance.
- Marked with die index and color coded.
- Listed for 35KV maximum when properly installed.
- For applications greater than 2000V, install to cable manufacturer voltage stress relief instructions.
- Flex rated - consult customer service for details.

SPECIFICATIONS

- UL486A/B Listed Wire Connector.
- UL467 Grounding & Bonding (Sizes 8 AWG - 3/0 AWG).
- cULus Listed E155027.
- For max ampacity, Please Consult current NEC manual.
- Temperature Rating: 90 °C. 9CU.

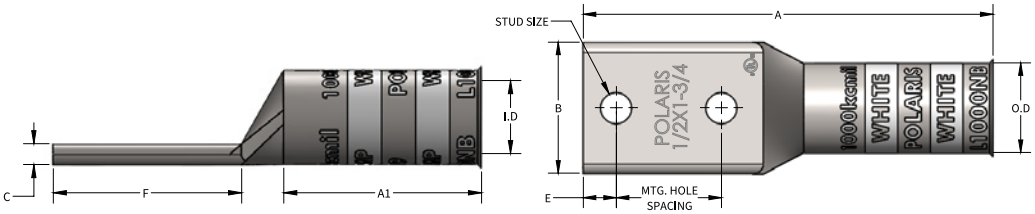

PART #	CONDUCTOR (CODE) CLASS B, C	CONDUCTOR (FLEX) CLASS G, H, I, K, M, DLO	STUD SIZE (IN)	MOUNTING HOLE SPACING (IN)	WIDTH (B) (IN)	BARREL LENGTH (A1) (IN)	LENGTH (A) (IN)	BARREL (O.D) (IN)	DIE COLOR CODE
L30NB	3/0 AWG	2/0 AWG	1/2	1.75	0.90	1.38	4.66	0.62	Orange
L40NB	4/0 AWG	3/0 AWG	1/2	1.75	1.00	1.42	4.73	0.69	Purple
L250NB	250 MCM	4/0 AWG	1/2	1.75	1.09	1.61	4.95	0.75	Yellow
L300NB	300 MCM	250 MCM	1/2	1.75	1.19	1.97	5.33	0.81	White
L350NB	350 MCM	250/262 MCM	1/2	1.75	1.28	1.97	5.36	0.87	Red
L500NB	500 MCM	350/373 MCM	1/2	1.75	1.54	2.24	5.72	1.06	Brown
L600NB	600 MCM	444 MCM	1/2	1.75	1.72	2.24	5.77	1.18	Green
L700NB	700 MCM	500/535 MCM	1/2	1.75	1.81	2.64	6.20	1.25	Pink
L750NB	750 MCM	600/646 MCM	1/2	1.75	1.90	2.64	6.23	1.30	Black
L100NB	1000 MCM	777 MCM	1/2	1.75	2.18	3.15	6.82	1.49	White

COMPRESSION LUGS
AL SERIES
Long Barrel Aluminum 1-Hole

FEATURES

- Produced from high conductivity aluminum tubing.
- Electro-tin plated for corrosion resistance.
- Color coded and marked with die index information.
- Pre-filled with oxide inhibitor and capped with color coded cap.

SPECIFICATIONS

- cULus Listed for Wire Connector.
- UL486A/B Listed for Wire Connector.
- UL Listed to 35kV when properly installed to cable manufacturers specifications.
- Temperature Rating: 90 °C. AL9CU.

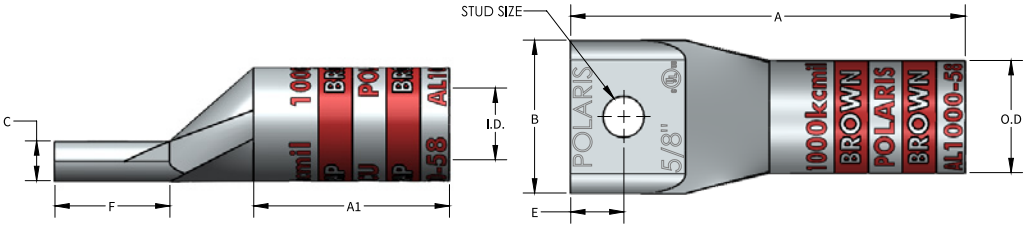

PART #	CONDUCTOR (CODE) CLASS B, C	STUD SIZE (IN)	WIDTH (B) (IN)	BARREL LENGTH (A1) (IN)	LENGTH (A) (IN)	BARREL (O.D) (IN)	DIE COLOR CODE
AL8-14	8 AWG	1/4	0.49	0.56	1.47	0.30	Blue
AL6-14	6 AWG	1/4	0.57	0.86	1.79	0.34	Gray
AL4-14	4 AWG	1/4	0.57	1.10	2.11	0.44	Green
AL4-38	4 AWG	3/8	0.65	1.10	2.31	0.44	Green
AL2-14	2 AWG	1/4	0.71	1.20	2.28	0.53	Pink
AL2-38	2 AWG	3/8	0.71	1.20	2.48	0.53	Pink
AL1-14	1 AWG	1/4	0.73	1.20	2.29	0.54	Gold
AL1/0-38	1/0 AWG	3/8	0.85	1.20	2.52	0.59	Tan
AL1/0-48	1/0 AWG	1/2	0.85	1.20	2.89	0.59	Tan
AL2/0-38	2/0 AWG	3/8	0.94	1.30	2.70	0.69	Olive
AL2/0-48	2/0 AWG	1/2	0.94	1.30	3.07	0.69	Olive
AL3/0-38	3/0 AWG	3/8	1.03	1.40	2.85	0.76	Ruby
AL3/0-48	3/0 AWG	1/2	1.03	1.40	3.22	0.76	Ruby
AL4/0-38	4/0 AWG	3/8	1.15	1.40	2.91	0.84	White
AL4/0-48	4/0 AWG	1/2	1.15	1.40	3.28	0.84	White
AL250-48	250 MCM	1/2	1.26	1.50	3.44	0.92	Red
AL300-48	300 MCM	1/2	1.37	1.60	3.61	1.01	Blue
AL350-48	350 MCM	1/2	1.52	1.90	3.99	1.12	Brown
AL400-48	400 MCM	1/2	1.61	2.30	4.44	1.19	Green
AL500-48	500 MCM	1/2	1.79	2.50	4.93	1.32	Pink
AL500-58	500 MCM	5/8	1.79	2.50	4.93	1.32	Pink
AL600-48	600 MCM	1/2	1.96	2.60	5.33	1.44	Black
AL600-58	600 MCM	5/8	1.96	2.60	5.33	1.44	Black
AL750-48	750 MCM	1/2	2.05	3.20	5.95	1.46	Yellow
AL750-58	750 MCM	5/8	2.05	3.20	5.95	1.46	Yellow
AL1000-58	1000 MCM	5/8	2.50	3.20	6.45	1.83	Brown

COMPRESSION LUGS
AL-N SERIES & AL-N-NT SERIES
Long Barrel Aluminum 2-Hole

FEATURES
- Produced from high conductivity aluminum tubing.
- Electro-tin plated for corrosion resistance.
- Color coded and marked with die index information.
- Pre-filled with oxide inhibitor and capped with color coded cap.

SPECIFICATIONS
- cULus Listed for Wire Connector.
- UL486A/B Listed for Wire Connector.
- UL Listed to 35kV when properly installed to cable manufacturers specifications.
- Temperature Rating: 90 °C. AL9CU.

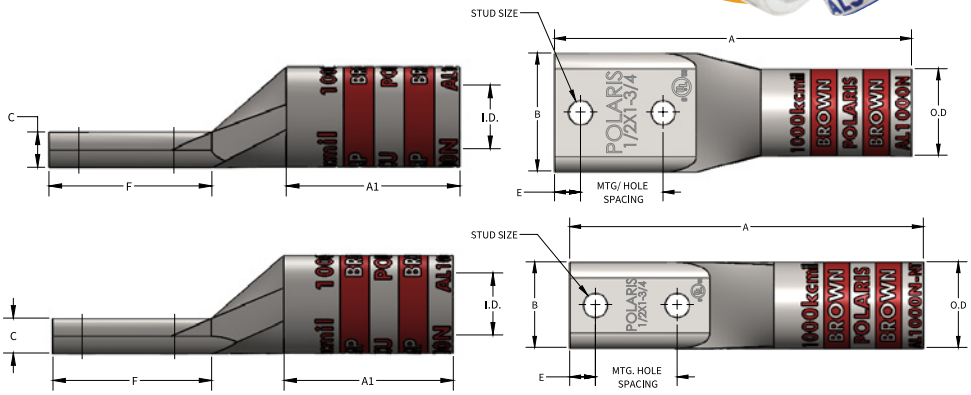

NOTE: NT Suffix indicates Narrow Tang

PART #	CONDUCTOR (CODE) CLASS B, C	STUD SIZE (IN)	MOUNTING HOLE SPACING (IN)	WIDTH (B) (IN)	BARREL LENGTH (A1) (IN)	LENGTH (A) (IN)	BARREL (O.D) (IN)	DIE COLOR CODE
AL1N	#1 AWG	1/2	1.75	0.73	1.2	4.61	0.54	Gold
AL2N	#2 AWG	1/2	1.75	0.71	1.2	4.6	0.53	Pink
AL4N	#4 AWG	1/2	1.75	0.71	1.1	4.43	0.44	Green
AL6N	#6 AWG	1/2	1.75	0.71	0.86	4.11	0.34	Gray
AL1/0N	1/0 AWG	1/2	1.75	0.85	1.20	4.64	0.59	Tan
AL2/0N	2/0 AWG	1/2	1.75	0.94	1.30	4.82	0.69	Olive
AL3/0N	3/0 AWG	1/2	1.75	1.03	1.40	4.97	0.76	Ruby
AL4/0N	4/0 AWG	1/2	1.75	1.15	1.40	5.03	0.84	White
AL250N	250 MCM	1/2	1.75	1.26	1.50	5.19	0.92	Red
AL250N-38	250 MCM	3/8	1	1.26	1.5	4.07	0.92	Red
AL250N-NT	250 MCM	1/2	1.75	0.85	1.50	5.19	0.92	Red
AL300N	300 MCM	1/2	1.75	1.37	1.60	5.36	1.01	Blue
AL300N-38	300 MCM	3/8	1	1.37	1.6	4.24	1.01	Blue
AL350N	350 MCM	1/2	1.75	1.52	1.90	5.74	1.12	Brown
AL350N-38	350 MCM	3/8	1	1.52	1.9	4.62	1.12	Brown
AL350N-NT	350 MCM	1/2	1.75	1.12	1.90	5.74	1.12	Brown
AL400N	400 MCM	1/2	1.75	1.61	2.30	6.19	1.19	Green
AL400N-38	400 MCM	3/8	1	1.61	2.3	5.07	1.19	Green
AL400N-NT	400 MCM	1/2	1.75	1.19	2.30	6.19	1.19	Green
AL500N	500 MCM	1/2	1.75	1.79	2.50	6.49	1.32	Pink
AL500N-38	500 MCM	3/8	1	1.79	2.5	5.37	1.32	Pink
AL500N-NT	500 MCM	1/2	1.75	1.32	2.50	6.49	1.32	Pink
AL600N	600 MCM	1/2	1.75	1.96	2.60	6.68	1.44	Black
AL600N-38	600 MCM	3/8	1	1.96	2.6	5.56	1.44	Black
AL600N-NT	600 MCM	1/2	1.75	1.44	2.60	6.68	1.44	Black
AL750N	750 MCM	1/2	1.75	2.05	3.20	7.30	1.46	Yellow
AL750N-38	750 MCM	3/8	1	2.05	3.2	6.18	1.46	Yellow
AL750N-NT	750 MCM	1/2	1.75	1.46	3.20	7.30	1.46	Yellow
AL1000N	1000 MCM	1/2	1.75	2.50	3.20	7.57	1.83	Brown
AL1000N-NT	1000 MCM	1/2	1.75	1.83	3.20	7.57	1.83	Brown

COMPRESSION LUGS
CAL SERIES
Dual Rated Meter Socket

FEATURES
- Made of dead-soft EC grade aluminum.
- 840 common dies – one die installs on all sizes. For aluminum or copper conductors. Pre-filled with oxide inhibitor.
- Installing dies (red): .840, 18, 324, TX, 76, 11A, 249.
- AL-CU - Lugs meet or exceed ANSI C119.4 specs.

SPECIFICATIONS
- cULus Listed for Wire Connector.
- UL486A/B Listed for Wire Connector.
- UL Listed to 35kV when properly installed to cable manufacturers specifications.
- Temperature Rating: 90 °C. AL9CU.

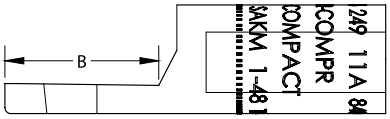

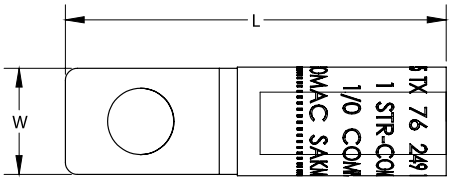

PART #	LENGTH (IN)	WIDTH (IN)	STUD SIZE (IN)	TANG LENGTH (B) (IN)	CONDUCTOR		
					STRANDED	SOLID	COMPACT
CAL1-48	3.25	0.904	1/2	1.3125	4	3	4
CAL10	3.25	0.904	3/8	1.3125	2	1	2
CAL2	3.25	0.904	3/8	1.3125	1	3/0	1
CAL20	3.25	0.904	3/8	1.3125	3/0	3/0	3/0
CAL20-48	3.25	0.904	1/2	1.3125	3/0	3/0	3/0
CAL30-48	3.25	0.904	1/2	1.3125	3/0	3/0	3/0
CAL4	3.25	0.904	3/8	1.3125	3/0	3/0	3/0
CAL40	3.25	0.904	3/8	1.3125	3/0	–	3/0
CAL40-48	3.25	0.904	1/2	1.3125	3/0	–	3/0

STACKING ADAPTERS
SA SERIES
For Compression Terminals

FEATURES
- Tin-plated pure aluminum for good conductivity and corrosion resistance.
- Allows for stacking of standard two hole compression lugs and keeps inventories to a minimum.
- To stack 4-hole NECA drilled terminals, use two adapters assembled in parallel.

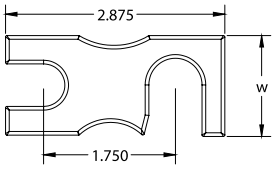

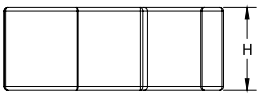

PART #	BOLT SPACING (IN)	HEIGHT (IN)	CONNECTOR SIZE RANGE
SA10-400	1.75	0.875	1/0 - 400 MCM
SA500-1000	1.75	1.125	500 - 1000 MCM

LEARN ABOUT ALL OF OUR

CONNECTIVITY SOLUTIONS FOR DATA CENTERS

POLARIS®

COMPRESSION CONNECTORS

POWER CONNECTORS

SCAN
For installation instructions

©2026 NSI Industries
POL_TermLugs_CMP_ProdSheet
0726

NSI INDUSTRIES
800.321.5847
NSIINDUSTRIES.COM