Volume 1

Basic devices and single-space systems

Specification guide to wallbox dimmers, switches, sensors and accessories for commercial and residential applications



LUTRON

Table of contents

Introduction

2 Wallplate opening style
4 Select by load type
8 Lighting load interfaces

Designer wallplate opening

10 Sunnata
14 Maestro
20 Maestro sensors
24 Diva
30 Skylark Contour
34 Luméa
36 Skylark
42 Wallplates and accessories

Traditional wallplate opening

48 Ariadni
52 Dalia
54 Rotary
56 Wallplates and accessories

New Architectural wallplate opening

58 GRAFIK T
62 Wallplates and accessories

Architectural wallplate opening

66 Nova T☆
72 Wallplates and accessories

Plug-in controls

78 Dimming and appliance modules
80 Credenza lamp dimmer

Connected home

82 Caséta Wireless
90 Lutron Smart Hubs and App
92 Serena battery-powered shades

Commercial wireless

94 Vive
96 Vive wireless hub
98 Vive Maestro Wireless dimmers, switches, and sensors
102 Vive PowPak modules
104 Vive PowPak wireless fixture control modules
106 Vive wireless receptacles

Wireless remotes

108 Pico wireless remotes

Sensors

112 Radio Powr Savr wireless occupancy/vacancy sensors
114 Radio Powr Savr wireless daylight sensor

Appendix

116 Ganging and derating
124 Wiring diagrams
128 SKUs

Wallplate opening style

Dimmer families are organized by wallplate opening style.

Dedicated sections follow for non-wallbox controls that also offer single-space solutions, including:

- Plug-in controls
- Connected home
- Commercial Wireless
- Sensors
- Wireless remote controls

Designer wallplate



Traditional wallplate



New Architectural wallplate

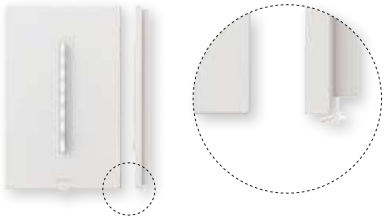

Architectural wallplate

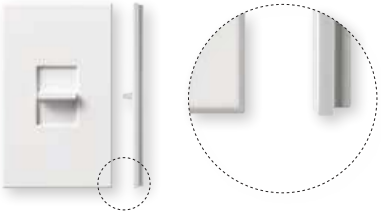

Designer product families

- Designer style opening
- Designer wallplates have rounded edges
- Claro/Satin Finishes wallplates and accessories
- Controls fit standard Designer opening wallplates
- Wallplates available separately

Traditional product families

- Traditional style opening
- Traditional wallplates have rounded edges
- Fassada style wallplates and Claro/Satin Finishes accessories
- Wallplates available separately

New Architectural product families

- New Architectural style opening
- New Architectural wallplates have squared edges
- New Architectural wallplates and accessories
- Single-gang White wallplate included with control; wallplates in additional colors and finishes are available separately

Architectural product families

- Architectural style opening
- Architectural wallplates have squared edges
- Architectural wallplates and Architectural accessories
- Single-gang wallplate included with control

Select by load type

Designer style

Sunnata

Maestro

Maestro sensors

Dimmers	**Voltage**		**Maximum wattage** (see product pages for details)		
Dimmable LED/CFL	120V	Standalone	250W	250W	150W
		Interface	PA	PA	
Incandescent/halogen	120V	Standalone	600W	1000W	600W
		Interface	PA (1920W)	PA (1920W)	
Magnetic low-voltage	120V	Standalone	400W	800W	
		Interface	PA (1600W)	PA (1600W)	
	277V	Standalone			
		Interface	PA (800W)	PA (800W)	
Electronic low-voltage	120V	Standalone	500W	600W	
		Interface	PA (1920W)	PA (1920W)	
Neon/cold cathode	120V	Interface	PA (16A)	PA (16A)	
0-10V	120V/277V	Standalone			8A
		Interface	TVI (16A)	TVI (16A)	
3-wire: Drivers/Ballasts *See spec sheet for exact amount of drivers at* ***lutron.com/hilumeled****.*	120V	Standalone		6A	
		Interface	3F (16A)	3F (16A)	
	277V	Standalone		6A	
		Interface	3F (16A)	3F (16A)	
2-wire Drivers	120V	Standalone	400W	400W	
EcoSystem	120V/277V	Standalone			
2-wire Ballasts	120V	Standalone	3.3A		
		Interface	PA (5A)	PA (5A)	
Switch	120V	Standalone	6A	8A	6A
		Interface	SW (16A)	SW (16A)	
	277V	Standalone			6A
		Interface	SW (16A)	SW (16A)	
Countdown timer	120V	Standalone		5A	
Quiet fan only	120V	Standalone			
Fully variable	120V	Standalone			
Fan/light switch	120V	Standalone			
Fan/light dimmer	120V	Standalone		1.5A/75W	

				Traditional style	
Diva	Skylark Contour	Skylark	Luméa	Ariadni	Dalia
250 W	250 W	150 W	150 W	250 W	150 W
WBX		WBX		WBX	
1000 W	1000 W	1000 W	600 W	1000 W	600 W
WBX (1920 W)		WBX (1920 W)		WBX (1920 W)	
800 W	450 W	450 W		450 W	
WBX (1600 W)		WBX (1600 W)		WBX (1600 W)	
WBX (800 W)		WBX (800 W)		WBX (800 W)	
500 W	500 W	300 W			
WBX (1920 W)		WBX (1920 W)		WBX (1920 W)	
WBX (16 A)		WBX (16 A)		WBX (16 A)	
8 A					
PP (16 A)		TVI (16 A)		TVI (16 A)	
8 A		8 A		8 A	
3F (16 A)		3F (16 A)		3F (16 A)	
6 A		6 A		6 A	
3F (16 A)		3F (16 A)		3F (16 A)	
350 W	250 W	250 W	250 W	350 W	
5 A		5 A			
				PA (5 A)	
15 A					
2 A	1.5 A	2 A		1.5 A	
		5 A			
1.5 A/120 W		1.5 A/360 W			
		2.5 A/300 W		1.5 A/300 W	

Select by load type

			New Architectural style	Architectural style
			GRAFIK T	Nova T☆
Dimmers	**Voltage**		**Maximum wattage** (see product pages for details)	
Dimmable LED/CFL	120V	Standalone	250W	250W
		Interface	PA	WBX
Incandescent/halogen	120V	Standalone	600W	2000W
		Interface	PA (1920W)	
Magnetic low-voltage	120V	Standalone	300W	1200W
		Interface	PA (1600W)	WBX (1600W)
	277V	Standalone		800W
		Interface	PA (800W)	
Electronic low-voltage	120V	Standalone	500W	600W
		Interface	PA (1920W)	WBX (1920W)
Neon/cold cathode	120V	Interface	PA (16A)	WBX (16A)
0-10V	120V/277V	Standalone		8A
		Interface	TVI (16A)	PP (16A)
3-wire: Drivers/Ballasts *See spec sheet for exact amount of drivers at* ***lutron.com/hilumeled****.*	120V	Standalone		16A
		Interface	3F (16A)	
	277V	Standalone		8A
		Interface	3F (16A)	16A
2-wire Drivers	120V	Standalone	400W	400W
EcoSystem	120V/277V	Standalone		
2-wire Ballasts	120V	Standalone	3.3A	5A
		Interface		
Switch	120V	Standalone	5A	20A
		Interface	SW (16A)	
	277V	Standalone		20A
		Interface	SW (16A)	
Countdown timer	120V	Standalone		
Quiet fan only	120V	Standalone		1.5A
Fully variable	120V	Standalone		12A
Fan/light switch	120V	Standalone		
Fan/light dimmer	120V	Standalone		

Plug-in controls

Credenza lamp dimmer	Caséta Wireless	Vive Maestro Wireless	Vive PowPak (remote)	Vive PowPak (in-fixture)
100 W	250 W	150 W	450 W	
	PA	WBX		
300 W	1000 W	600 W	450 W	
	PA (1920 W)	WBX (1920 W)		
	800 W	450 W	320 W	
	PA (1600 W)	WBX (1600 W)		
			320 W	
	PA (800 W)	WBX (800 W)		
	500 W	600 W	450 W	
	PA (1920 W)	WBX (1920 W)		
	PA (16 A)	WBX (16 A)		
			8 A	1 A
	TVI (16 A)	TVI (16 A)		
	3F (16 A)	3F (16 A)		
	3F (16 A)	3F (16 A)		
	400 W	250 W	3 A	
			32 Drivers	3 Drivers
	3.3 A	5 A		
	6 A	8 A	20 A	
	SW (16 A)	SW (16 A)		
		8 A	20 A	
	SW (16 A)	SW (16 A)		
	1.5 A			

Dimmer models/load interface compatibility

	Dimmable LED (screw-base)*, incandescent, and magnetic and electronic low-voltage (120/277 V)					
	WBX				**PA**	
	Wallbox Phase Adaptive Power Module Mounts to a 2-gang backbox (W: 6.30 in x H: 5.10 in) Requires 3-wire fluorescent dimming input (see below for model numbers)				Phase Adaptive Power Module** Mounts to a 2-gang backbox (W: 6.30 in x H: 5.10 in)	
	120 V control PHPM-WBX-DV-WH**		277 V control PHPM-WBX-277/DV		120 V control PHPM-PA-DV-WH	
Dimmer Family	Single-pole	3-way or multi-location	Single-pole	3-way or multi-location	Single-pole	3-way or multi-location
Ariadni	–	AYF-103P-	–	AYF-103P-277-	–	–
Caséta Wireless	–	–	–	–	–	PD-10NXD-
Diva Gloss	–	DVF-103P-	–	DVF-103P-277-	–	–
Diva Satin Finishes	–	DVSCF-103P-	–	DVSCF-103P-277-	–	–
GRAFIK T	–	–	–	–	–	GT-250M- GTJ-250M-
Maestro Gloss	–	–	–	–	–	MA-PRO-
Maestro Satin Finishes	–	–	–	–	–	MA-PRO-
Nova T☆	NTF-10-	NTF-103P-	NTF-10-277-	NTF-103P-277-	–	–
Skylark	SF-10P-	SF-103P-	SF-12P-277-	SF-103P-277-3-	–	–
Sunnata						ST-PRO-N-
Vive Maestro Wireless	–	MRF2S-6ELV120-	–	–	–	MRF2S-6ND-120-

Technical notes:

- Lighting load interfaces must be matched to load type and voltage
- Interfaces typically require additional power feeds
- Power feed to dimmer may differ from lighting load/interface voltage
- For wiring information, visit **lutron.com/support**

Use only dimmer model numbers listed.

* Visit **lutron.com/ledtool** for a recommended list of dimmable LED (screw-base) bulbs.

** Dual 120/277 V model given, 120 V-only versions are also available.

3-wire LED drivers or fluorescent ballasts (120/277 V)		**0-10 V DC LED or ballast fixtures** (120/277 V)		**Tu-Wire fluorescent ballasts** (120 V)		**Switched lighting** (120/277 V)	
3F		**TVI**		**PA**		**SW**	
Fluorescent Power Module Mounts to a 2-gang back-box (W: 6.30 in x H: 5.10 in)		0-10 V Interface Surface-mount only (W: 6.10 in x H: 12.50 in x D: 3.30 in)		Phase Adaptive Power Module; Mounts to a 2-gang backbox (W: 6.30 in x H: 5.10 in)		Switching Power Module Mounts to a 2-gang back-box (W: 6.30 in x H: 5.10 in)	
120 V control PHPM-3F-DV-WH**		120 V control GRX-TVI		120 V control PHPM-PA-DV-WH**		120 V control PHPM-SW-DV-WH**	
Single-pole	3-way or multi-location	Single-pole	3-way or multi-location	Single-pole	3-way or multi-location	Single-pole	3-way or multi-location
–	AYF-103P-	–	AYF-103P-	–	AYF-103P-	–	–
–	PD-10NXD-	–	PD-10NXD-	–	PD-10NXD-	–	PD-6ANS-
–	DVF-103P-	–	DVF-103P-	–	DVF-103P-	–	–
–	DVSCF-103P-	–	DVSCF-103P-	–	DVSCF-103P-	–	–
–	GT-250M- GTJ-250M-	–	GT-250M- GTJ-250M-	–	GT-250M- GTJ-250M-	–	GT-5ANSM- GTJ-5ANSM-
–	MA-PRO-	–	MA-PRO-	–	MA-PRO-	–	MA-S8AM-
–	MA-PRO-	–	MA-PRO-	–	MA-PRO-	–	MSC-S8AM-
NTF-10-	NTF-103P-	NTF-10-	NTF-103P-	NTF-10-	NTF-103P-	–	–
SF-10P-	SF-103P-	SF-10P-	SF-103P-	SF-10P-	SF-103P-	–	–
	ST-PRO-N-		ST-PRO-N-		ST-PRO-N-		ST-6ANS-
–	MRF2S- 6ELV120-	–	MRF2S- 6ELV120-	–	–	–	MRF2S- 6ANS-

Technical notes:

- Lighting load interfaces must be matched to load type and voltage
- Interfaces typically require additional power feeds
- Power feed to dimmer may differ from lighting load/interface voltage
- For wiring information, visit **lutron.com/support**

Use only dimmer model numbers listed.

** Dual 120/277 V model given, 120 V-only versions are also available.

Sunnata touch dimmer & switch



Shown actual size: Sunnata touch dimmer and 1-gang Claro wallplate in White (WH).

Product family features

- Touch or swipe the light bar to set your lights with the Sunnata touch dimmer, the next generation design and technology
- LED+ and PRO models include advanced technology for superior dimming of LED, halogen, and incandescent bulbs
- Touch dimmers with on/off paddle switch
- MyLevel personalization gives you the ability to customize light bar brightness and set a preset level. Visit **lutron.com/SunnataMyLevel** for more information.
- Coordinating Claro and Stainless Steel wallplates available separately.
- All models must be derated unless otherwise noted. Visit **lutron.com/multigang** for more information.
- Visit **lutron.com/sunnata** to learn more.

Direct load type compatibility

Dimmable LED/CFL lighting (screw-base)
Incandescent/halogen lighting
Magnetic low-voltage lighting
Electronic low-voltage lighting
Switched lighting/fan/motor

Load type requiring load interface

Neon/cold cathode lighting

Lighting load interfaces may be required for some load type, voltage, and capacity combinations. For additional information see "Lighting Load Interfaces."

Control types

Single-pole (1 location)
3-way (2 locations)
Multi-location (up to 10 locations)

Available finishes

Use **BOLD** color code in model number (Example: STCL-153M-**BL**)

Gloss

WH
White

LA
Light Almond

IV
Ivory

BL
Black

Satin Finishes

BW
Brilliant White

GL
Glacier White

SW
Snow

RW
Architectural White

LG
Lunar Gray

MI
Mist

PB
Pebble

CS
Cobblestone

SL
Slate

MN
Midnight

BI
Biscuit

SD
Sand

TP
Taupe

PM
Pumice

CY
Clay

SA
Sage

EP
Espresso

TF
Truffle

DE
Deep Sea

SR
Signal Red

Metal wallplate*

SS
Stainless Steel

* Stainless Steel metal wallplate only available separately and includes black plastic trim/adapter visible from the side. Match with separate Black (BL) or Midnight (MN) controls.

Sunnata touch dimmer & switch

Touch dimmers

- LED+ technology provides superior dimming of LED, incandescent, and halogen bulbs
- Touch the light bar to set your lights
- LED light bar provides soft glow in the dark
- LED+ allows you to dim from one location and switch from another with the LED+ accessory switch
- PRO dimmer allows dimming from every location with a matching PRO companion dimmer

Dimmable LED/CFL (screw-base) dimmer
Incandescent/halogen dimmer

LED+ touch dimmer

Multi-location**/3-way*/single-pole STCL-153M-**XX**[1]
120 V 150 W (LED/CFL), 600 W (Inc)

Visit **lutron.com/LEDfinder** for our online compatibility tool.
Adjustable low-end trim.

Dimmable LED/CFL Screw-base) dimmer
Incandescent/halogen dimmer
Magnetic low-voltage dimmer
Electronic low-voltage dimmer

PRO LED+ touch dimmer[t]

Multi-location/single pole ST-PRO-N-**XX**[2]
120 V 250 W (LED), 500 W (ELV/Inc), 400 VA (MLV)

Visit **lutron.com/LEDfinder** for our online compatibility tool.
Adjustable low-end trim.

Switches

- For multi-location switching, use one Sunnata switch with Sunnata companion switches
- Indicator LED

Switches

Electronic switches[t]

Multi-location/single-pole ST-6ANS-**XX**[2]
120 V 6 A light, 3 A fan, 1/10 HP

XX[1]: Gloss color codes
XX[2]: Gloss and Satin color codes
Wallplates not included. Order separately.

* Works with a standard mechanical 3-way switch
** Dimming from only one location, switching from remaining with LED+ Accessory Switches
t Required neutral connection

Companion controls

- Use up to nine LED+ Accessory switches with LED+ dimmer
- Use up to 4 PRO companion dimmers with PRO dimmer
- Use up to 4 companion switches with Sunnata switch
- Companion controls are NOT interchangeable

Companion controls

Companion controls	
LED+ accessory switch 120V (for STCL-153M only)	ST-AS-**XX**[1]
PRO companion dimmer 120V (for ST-PRO-N only)	ST-RD-**XX**[2]
Companion switch 120V (for ST-6ANS only)	ST-RS-**XX**[2]

XX[1]: Gloss color codes
XX[2]: Gloss and Satin color codes

Wallplates not included. Order separately.

Maestro dimmers, switches, fan controls, and timers



Shown actual size: Maestro dimmer and 1-gang Claro wallplate in White (WH).

Product family features

- True multi-location dimming from every location
- Tap on to preset level; tap off; tap twice for full on; touch rocker to adjust light level
- LEDs indicate light level and glow softly in the dark
- Delayed off provides light as you exit the room
- Programming allows customized functions
- LED+, ELV, and PRO models available
- Coordinating Claro, Satin Finishes, and Stainless Steel wallplates only available separately
- All models must be derated unless otherwise noted. Visit **lutron.com/multigang** for more information.

Direct load type compatibility

- Dimmable LED/CFL lighting (screw-base)
- Incandescent/halogen lighting
- Magnetic low-voltage lighting
- Electronic low-voltage lighting
- LED lighting
- Fluorescent lighting
- Switched lighting/fan/motor
- Ceiling fan/lights

Load type requiring load interface

- Neon/cold cathode lighting

Lighting load interfaces may be required for some load type, voltage, and capacity combinations. For additional information see "Lighting Load Interfaces."

Control types

- Single-pole (1 location)
- 3-way (2 locations)
- Multi-location (up to 10 locations)

Available finishes

Use **BOLD** color code in model number (Example: MA-600-**BR**)

Gloss

WH White | **LA** Light Almond | **AL** Almond | **IV** Ivory | **GR** Gray | **BR** Brown | **BL** Black

Satin Finishes

Metal wallplate*

SW Snow | **BI** Biscuit | **TP** Taupe | **MN** Midnight | **HT** Hot | **PD** Palladium | **SS** Stainless Steel

* Stainless Steel metal wallplate only available separately and includes black plastic trim/adapter, visible from side. Match with separate Black (BL) or Midnight (MN) controls.

Digital fade dimmers

- Provides true dimming from each location (with companion dimmer).
- LED+ dimmer provides reliable dimming of dimmable LEDs/ CFLs, as well as halogens and incandescents

Dimmable LED/CFL (screw-base) dimmer
Incandescent/halogen dimmer
Magnetic low-voltage dimmer
Electronic low-voltage dimmer

Digital fade PRO LED+ dimmer*

Multi-location/single-pole 120V 250W (LED), 500W (Inc/ELV), 400VA (MLV)	MA-PRO-**XX**[1]

Visit **lutron.com/LEDfinder** for our online compatibility tool.

Adjustable low-end trim.

Dimmable LED/CFL (screw-base) dimmer
Incandescent/halogen dimmer

Digital fade LED+ dimmer

Multi-location/3-way† single-pole 120V 150W (LED/CFL), 600W (Inc)	MACL-153M-**XX**[1]

Visit **lutron.com/LEDfinder** for our online compatibility tool.

Adjustable low-end trim.

Incandescent/halogen dimmers

Digital fade dimmers

Multi-location/single-pole 120V 1000W	MA-1000-**XX**[2] MSC-1000M-**XX**[3]

Magnetic low-voltage dimmers

Digital fade dimmers

Multi-location/single-pole 120V 600VA (450W)	MALV-600-**XX**[2] MSCLV-600M-**XX**[3]
Multi-location/single-pole 120V 1000VA (800W)	MALV-1000-**XX**[2] MSCLV-1000M-**XX**[3]

Electronic low-voltage dimmers

Digital fade dimmers**

Multi-location/single-pole 120V 600W	MAELV-600-**XX**[2] MSCELV-600M-**XX**[3]

XX[1]: Gloss and Satin color codes
XX[2]: Gloss color codes
XX[3]: Satin color codes
Wallplates not included. Order separately.

* Neutral optional
** **Required neutral connection**
† Works with a standard mechanical 3-way switch

Electronic switches

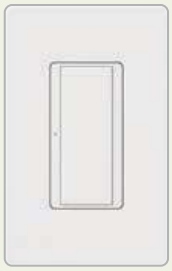

- For multi-location switching, use one Maestro multi-location switch with Maestro companion switches
- Tap switch to turn on/off

Switches

Electronic switches*	
Multi-location/single-pole	MA-S8AM-**XX**[2]
120V 8A light, 3A fan	MSC-S8AM-**XX**[3]

Companion controls

- Uses up to nine companion controls with multi-location dimmers or switches
- Uses standard 3-way wiring

Companion controls

Companion controls	
Companion dimmer	MA-R-**XX**[2]
120V	MSC-AD-**XX**[3]
Companion switch	MA-AS-**XX**[2]
120V	MSC-AS-**XX**[3]

Countdown timer control switches

- Tap to start timer (5-60 minutes); tap to turn off; tap twice to turn on with no timer action
- 1-minute warning before lights/fan go off
- Timer advanced programming features available

Timers

Countdown timer control switches (5–60 minutes/full on)	
Multi-location/single-pole*† 120V 5A light, 3A fan	MA-T51MN-**XX**[1]

Timer rated for: incandescent/halogen, magnetic low-voltage, electronic low-voltage, LEDs, fluorescents, CFLs, and general purpose fans.

XX[1]: Gloss and Satin color codes
XX[2]: Gloss color codes
XX[3]: Satin color codes
Wallplates not included. Order separately.

* **Required neutral connection**
† For multi-location switching, use a companion switch

Dual digital-fade dimmer
(two loads)



Dimmers (top/bottom)

- Replacement for stacked switches
- Tap to turn on to preset light level; tap to turn off; tap twice to turn to full on
- Single location only
- Dimmer advanced programming features available

Incandescent/halogen dimmer and incandescent/halogen dimmer

Dual digital fade dimmer (two loads)

Single-pole 120V 300W dimmer (top) Incandescent/halogen 120V 300W dimmer (bottom) Incandescent/halogen	MA-L3L3-**XX**[1]

Dual digital-fade dimmer/ electronic switch
(two loads)

Dimmer (top)

- Replacement for stacked switches
- Tap to turn on to preset light level; tap to trun off; tap twice to turn to full on
- Dimmer advanced programming features available

Switch (bottom)

- Tap to turn on/off
- Single location only

Incandescent/halogen dimmer and switch

Dual digital fade dimmer/electronic switch (two loads)

Single-pole 120V 300W dimmer (top) Incandescent/halogen 2.5A light/fan switch (bottom)	MA-L3S25-**XX**[1]

Switch rated for: incandescent/halogen, magnetic low-voltage, electronic low-voltage, CFLs, fluorescents, and general purpose fans.

XX[1]: Gloss and Satin color codes

Wallplates not included. Order separately.

Dual digital fade dimmer/countdown timer control switch

(two loads)



Dimmer (top)

- Tap to turn on to preset light level; tap off; tap twice to turn on with no timer action

Timer switch (bottom)

- Tap to start timer (5-60 minutes); tap to turn off; tap twice to turn on with no timer action
- Touch rocker to adjust countdown time from 5–60 minutes
- 1–minute warning before lights go off
- Top LED is full on with no timer action
- Single location only
- Timer advanced programming features available

Incandescent/halogen dimmer and timer

Dual digital fade dimmer/countdown timer control switch (two loads)

Single-pole	MA-L3T251-**XX**[1]
120 V 300 W dimmer (top)	
Incandescent/halogen	
2.5 A light/fan timer switch (bottom)	

Timer rated for: incandescent/halogen, magnetic low-voltage, electronic low-voltage, CFLs, fluorescents, and general purpose fans.

Fan/light controls

- Tap to turn on to preset light level/fan speed; tap to turn off
- Four fan speeds plus off
- Indicator lights display light level and fan speed
- No canopy module required
- Requires separate wires for fan and light

Fan/light controls

Fan/light controls – quiet 4-speed

Single-pole	MACL-LFQ-**XX**[1]
120 V 1.5 A fan	
120 V 75 W LED/CFL	
250 W Incandescent/halogen	

Visit **lutron.com/LEDfinder** for our online compatibility tool.

Adjustable low-end trim.

XX[1]: Gloss and Satin color codes

Wallplates not included. Order separately.

Maestro sensors



Shown actual size: Maestro occupancy/vacancy LED+ dimmer sensor and 1-gang Claro wallplate in White (WH).

Control types

- Single-pole (1 location)
- 3-way (2 locations)
- Multi-location (up to 10 locations)

Product family features

- Will turn lights on as you enter a room and off after the room is vacated
- Passive infrared (PIR) or dual-technology detection with Lutron's exclusive XCT technology for fine and very fine motion detection
- Occupancy/vacancy (auto-on/auto-off or manual-on/auto-off) or vacancy-only (manual-on/auto-off) versions available
- Vacancy models meet California Title 24 requirements
- Dual-voltage (120–277 V) switch option available
- Sensor switch available in single- or dual-circuit models
- Dimmer sensors available for dimmable screw-in LED/CFL bulbs (LED+ model) or 0–10 V fixtures
- 180° sensor field-of-view
- Up to 30 ft x 30 ft major motion and 20 ft x 20 ft minor motion coverage
- Coordinating Claro, Satin Finishes and Stainless Steel wallplates only available separately
- All models must be derated unless otherwise noted. Visit **lutron.com/multigang** for more information.
- Occupancy sensors can be programmed to be vacancy-only sensors

Direct load type compatibility

Dimmer

- Dimmable LED/CFL lighting (screw-base)
- Incandescent/halogen lighting
- LED lighting
- Fluorescent lighting

Switch

- Switched lighting/fan/motor

Lighting load interfaces are not compatible with this family.

Available finishes

Use **BOLD** color code in model number (Example: MS-OP600M-**MN**)

Gloss

WH
White

LA
Light Almond

AL
Almond

IV
Ivory

GR
Gray

BR
Brown

BL
Black

Satin Finishes

SW
Snow

BI
Biscuit

TP
Taupe

MN
Midnight

HT
Hot

PD
Palladium

Metal wallplate*

SS
Stainless Steel

* Stainless Steel metal wallplate only available separately and includes black plastic trim/adapter, visible from side. Match with separate Black (BL) or Midnight (MN) controls.

Dimmer sensors

- Passive infrared (PIR) sensor with Lutron exclusive XCT technology

Dimmable LED/CFL (screw-base) dimmers
Incandescent/halogen dimmers

Digital fade LED+ dimmer, occupancy/vacancy, and vacancy-only sensor

Multi-location/3-way**/ single-pole 120V 150W (LED/CFL), 600W (Inc)	MSCL-OP153M-**XX**[1] MSCL-VP153M-**XX**[1]*

Visit **lutron.com/LEDfinder** for our online compatibility tool.

Adjustable low-end trim.

0–10V LED/fluorescent fixture dimmers
(current sink control)

Digital fade 0–10V dimmer occupancy/vacancy sensor

3-way**/single-pole 120–277V 8A 50mA max. control current	MS-Z101-**XX**[1] MS-Z101-V-**XX**[1]*

No power pack required.

Compatible with any IEC 60929 Annex. E compliant driver or ballast.

No derating required if ganged.

Single-circuit sensor switches

- Available with passive infrared (PIR) or dual-technology sensor
- All models feature Lutron exclusive XCT technology
- Adjustable timeout—1, 5, 15, or 30 minutes

- High-low sensitivity adjustment
- Multi-location models work with up to nine companion switches

Switches

Single-circuit PIR occupancy/vacancy sensor switches†

Single-pole 120V 2A lighting	MS-OPS2-**XX**[1] MS-VPS2-**XX**[1]*
Multi-location/3-way**/ single-pole 120V 5A lighting, 3A fan (1/10HP)	MS-OPS5M-**XX**[1] MS-VPS5M-**XX**[1]*
Multi-location/3-way**/ single-pole 120–277V 6A lighting, 3A fan (1/10HP) @120V only	MS-OPS6M2-DV-**XX**[1] MS-VPS6M2-DV-**XX**[1]*

No derating required if ganged.

XX[1]: Gloss and Satin color codes

Wallplates not included. Order separately.

* Vacancy-only model

** Works with standard mechanical 3-way switch

† Neutral wire and ground connection available, one required

Single-circuit dual-technology occupancy/ vacancy sensor switches

Single-pole 120–277 V 6 A lighting, 4.4 A fan (1/6 HP) @ 120 V only	MS-A102-**XX**[1] MS-A102-V-**XX**[1] †
Multi-location/ 3-way*/ single-pole** 120–277 V 6 A lighting, 4.4 A fan (1/6 HP) @ 120 V only	MS-B102-**XX**[1] MS-B102-V-**XX**[1] †

No derating required if ganged.

Dual-circuit sensor switches

(two loads)

- Available with passive infrared (PIR) or dual-technology sensor
- All models feature Lutron exclusive XCT technology
- Allows the control of two circuits from one sensor switch
- Ideal for bi-level switching in commercial buildings/helps meet codes such as ASHRAE 90.1 2010
- High-low sensitivity adjustment

Switches

Dual-circuit PIR occupancy sensor switch † †

Single-pole 120–277 V 6 A lighting, 4.4A fan (1/6 HP) 120 V only per circuit	MS-OPS6-DDV-**XX**[1] MS-PPS6-DDV-**XX**[1]

No derating required if ganged.

Dual-circuit dual-technology occupancy sensor switches

Single-pole 120–277 V 6 A lighting, 4.4A fan (1/6 HP) 120 V only per circuit	MS-A202-**XX**[1]
3-way*/single-pole** 120–277 V 6 A lighting, 4.4A fan (1/6 HP) 120 V only per circuit	MS-B202-**XX**[1]

No derating required if ganged.

XX[1]: Gloss and Satin color codes

Wallplates not included. Order separately.

* Works with a standard mechanical 3-way switch

** Requires neutral wire connection

† Vacancy-only model

† † Neutral wire and ground connection available, one required

Diva dimmers, switches, and fan controls



Shown actual size: Diva preset dimmer and 1-gang Claro wallplate in White (WH).

Product family features

- Large paddle switch with a captive linear slide dimmer for a standard Designer wallplate opening
- Preset dimmer
- LED+, reverse-phase, and 0-10 V models available
- Coordinating Claro, Satin Finishes, and Stainless Steel wallplates only available separately
- All models must be derated unless otherwise noted. Visit **lutron.com/multigang** for more information.

Control types

Single-pole (1 location)

3-way or 4-way (2 or more locations)

Direct load type compatibility

Dimmable LED/CFL lighting (screw-base)

Incandescent/halogen lighting

Magnetic low-voltage lighting

Electronic low-voltage lighting

LED lighting

Fluorescent lighting

Switched lighting/fan/motor

Ceiling fans

Load type requiring load interface

Neon/cold cathode lighting

Lighting load interfaces may be required for some additional load type, voltage, and capacity combinations. For additional information see "Lighting Load Interfaces."

Available finishes

Use **BOLD** color code in model number (Example: DVCL-153P-**BL**)

Gloss

WH White

LA Light Almond

AL Almond

IV Ivory

GR Gray

BR Brown

BL Black

Satin Finishes

BW Brilliant White

GL Glacier White

SW Snow

RW Architectural White

LG Lunar Gray

MI Mist

PB Pebble

CS Cobblestone

SL Slate

MN Midnight

BI Biscuit

SD Sand

TP Taupe

PM Pumice

CY Clay

SA Sage

EP Espresso

TF Truffle

DE Deep Sea

SR Signal Red

Metal wallplate*

SS Stainless Steel

* Stainless Steel metal wallplate only available separately and includes black plastic trim/adapter, visible from side. Match with separate Black (BL) or Midnight (MN) controls.

Diva dimmers, switches, and fan controls

Dimmers

- Paddle turns on/off
- Slide up to brighten, down to dim
- LED+ dimmers provide reliable dimming of dimmable LEDs/ CFLs, as well as halogens and incandescents

Dimmable LED/CFL (screw-base) dimmers
Incandescent/halogen dimmers

LED+ dimmers

3-way/single-pole 120V 150W (LED/CFL), 600W (Inc)	DVCL-153P-**XX**[1] DVSCCL-153P-**XX**[2]
3-way/single-pole 120V 250W (LED/CFL), 600W (Inc) 350W (Hi-lume 1% LED driver, max. 8)	DVCL-253P-**XX**[1] DVSCCL-253P-**XX**[2]

Visit **lutron.com/LEDfinder** for our online compatibility tool.

Adjustable low-end trim.

Dimmable LED/CFL (screw-base) dimmers
Incandescent/halogen dimmers
Electronic low-voltage dimmers

Reverse-phase dimmers*

3-way/single-pole 120V 250W (LED/CFL), 500W (Inc), 500W (ELV)	DVRP-253P-**XX**[1] DVSCRP-253P-**XX**[2]

When dimming LEDs/CFLs, only bulbs marked or rated as dimmable with reverse-phase may be used.

Visit **lutron.com/LEDfinder** for our online compatibility tool.

No low-end trim.

XX[1]: Gloss color codes
XX[2]: Satin color codes
Wallplates not included. Order separately.

Incandescent/halogen dimmers

Dimmers

Single-pole 120V 1000W	DV-10P-**XX**[1] DVSC-10P-**XX**[2]
3-way/ 120V 1000W	DV-103P-**XX**[1] DVSC-103P-**XX**[2]

Magnetic low-voltage dimmers

Dimmers

Single-pole 120V 600VA (450W)	DVLV-600P-**XX**[1] DVSCLV-600P-**XX**[2]
Single-pole 120V 1000VA (800W)	DVLV-10P-**XX**[1] DVSCLV-10P-**XX**[2]
3-way 120V 600VA (450W)	DVLV-603P-**XX**[1] DVSCLV-603P-**XX**[2]
3-way 120V 1000VA (800W)	DVLV-103P-**XX**[1] DVSCLV-103P-**XX**[2]

The stated VA (volt-ampere) rating includes the magnetic transformer heat losses and the lamp load. The stated W (watt) rating is the maximum lamp wattage based on assumed 20% transformer loss.

Electronic low-voltage dimmers

Dimmers*

Single-pole 120V 300W	DVELV-300P-**XX**[1] DVSCELV-300P-**XX**[2]
3-way 120V 300W	DVELV-303P-**XX**[1] DVSCELV-303P-**XX**[2]

* **Requires neutral wire connection**

3-wire LED driver/fluorescent ballast dimmers

Dimmers*

3-way/single-pole	DVF-103P-**XX**[1]
120 V 8 A	DVSCF-103P-**XX**[2]
3-way/single-pole	DVF-103P-277-**XX**[1]
277 V 6 A	DVSCF-103P-277**XX**[2]

No derating required if ganged.

Adjustable low-end trim.

0-10 V LED/fluorescent fixture dimmers (current sink control)

Dimmers

3-way/single-pole	DVSTV-**XX**[1]
120–277 V 8 A	DVSCSTV-**XX**[2]
50 mA max control current	

No power pack required.

No derating required if ganged.

0-10 V LED/fluorescent fixture dimmers (current sink control – power pack required)

Dimmers*

Single-pole	DVTV-**XX**[1]
30 mA max control current	DVSCTV-**XX**[2]

Control provides dimming signal only. For dimming with on/off switching, **use with Lutron power pack**: PP-DV or PP-347H.

Compatible with any IEC 60929 Annex E compliant driver or ballast.

No derating required if ganged.

Tu-Wire fluorescent ballast dimmers

Dimmers

3-way/single-pole	DVFTU-5A3P-**XX**[1]
120 V 5 A	DVSCFTU-5A3P-**XX**[2]

Compatible with Advance Mark X and Sylvania POWERSENSE fluorescent ballasts, in addition to Lutron Tu-Wire.

XX[1]: Gloss color codes
XX[2]: Satin color codes
Wallplates not included. Order separately.

* **Requires neutral wire connection**

Mechanical switches

- Paddle turns on/off
- Use with any 15 A load
- General purpose switching of all light sources and motor loads
- Available with locator light

General purpose switches

Mechanical switches	
Single-pole 120/277 V 15 A	CA-1PS-**XX**[1] SC-1PS-**XX**[2]
3-way 120/277 V 15 A	CA-3PS-**XX**[1] SC-3PS-**XX**[2]
4-way 120/277 V 15 A	CA-4PS-**XX**[1] SC-4PS-**XX**[2]

Mechanical switches with locator light	
Single-pole 120 V 15 A	CA-1PSNL-**XX**[3] SC-1PSNL-**XX**[4]
3-way 120 V 15 A	CA-3PSNL-**XX**[3] SC-3PSNL-**XX**[4]
4-way 120 V 15 A	CA-4PSNL-**XX**[3] SC-4PSNL-**XX**[4]

No derating required if ganged.

XX[1]: Gloss color codes
XX[2]: Satin color codes
XX[3]: Available in Gloss White (WH), Ivory (IV), Almond (AL), and Light Almond (LA)
XX[4]: Available in Satin Finishes Snow (SW) and Biscuit (BI)

Wallplates not included. Order separately.

Fan controls

- Paddle turns fan on/off
- Slide up to increase speed, down to decrease speed
- 3 quiet fan speeds for increased comfort
- For use with only one ceiling paddle fan
- Designed to prevent motor hum

Fan controls

Fan controls—quiet 3-speed	
3-way/single-pole 120V 1.5A	DVFSQ-F-**XX**[1] DVSCFSQ-F-**XX**[2]
3-way/single-pole 120V 2A	DVFSQ-F-HO-**XX**[1]

DVFSQ-F-HO model for use with Hunter Original Series fans.

Does not include built-in locator light.

No derating required if ganged.

Fan/light controls

Switch (paddle)

- Turns light on/off

Fan Control (slider)

- Use slide to turn fan on/off and adjust fan speed
- 3 quiet fan speeds for increased comfort
- For use with only one ceiling paddle fan
- Designed to prevent motor hum

Fan/light controls

Fan/light controls—quiet 3-speed	
Single-pole 120V 1.5A Fan, 120V 1A LED/CFL, 2A Incandescent/halogen	DVFSQ-LF-**XX**[1] DVSCFSQ-LF-**XX**[2]

No derating required if ganged.

Does not include built-in locator light.

XX[1]: Gloss color codes
XX[2]: Satin color codes

Wallplates not included. Order separately.

Skylark Contour dimmers and fan controls

Shown actual size: Skylark Contour LED+ dimmer and 1-gang Claro wallplate in White.

Product family features

- Rocker switch returns light to light level indicated by slider
- Slide up to brighten, down to dim
- LED+ and reverse phase models available
- Coordinating Claro wallplates only available separately
- All models must be derated unless otherwise noted. Visit **lutron.com/multigang** for more information.

Control types

Single-pole (1 location)

3-way or 4-way (2 or more locations)

Direct load type compatibility

Dimmable LED/CFL lighting (screw-base)

Incandescent/halogen lighting

Magnetic low-voltage lighting

Electronic low-voltage lighting

Ceiling fans

Lighting load interfaces are not compatible with this family.

Available finishes

Use **BOLD** color code in model number (Example: CTCL-153P-**IV**)

Gloss

WH
White

LA
Light Almond

AL
Almond

IV
Ivory

GR
Gray

BR
Brown

BL
Black

Metal wallplates*

SS
Stainless Steel

* Stainless Steel metal wallplate only available separately and includes black plastic trim/adapter, visible from side. Match with separate Black (BL) control.

Dimmers

- Preset model includes rocker switch to adjust light to the level indicated by the slider
- LED+ dimmer provides reliable dimming of dimmable LEDs/ CFLs, as well as halogens and incandescents

Dimmable LED/CFL (screw-base) dimmer
Incandescent/halogen dimmer

LED+ dimmer with on/off switch

3-way/single-pole 120V 150W (LED/CFL), 600W (Inc)	CTCL-153P-**XX**[1]

Visit **lutron.com/LEDfinder** for our online compatibility tool.

Adjustable low-end trim.

Slide-to-off LED+ dimmer

Single-pole 120V 150W (LED/CFL), 600W (Inc)	CTCL-150H-**XX**[1]

Visit **lutron.com/LEDfinder** for our online compatibility tool.

Adjustable low-end trim.

Dimmable LED/CFL (screw-base) dimmer
Incandescent/halogen dimmer
Electronic low-voltage dimmer

Reverse-phase dimmer with on/off switch*

3-way/single-pole 120V 250W (LED/CFL), 500W (Inc), 500W (ELV)	CTRP-253P-**XX**[1]

When dimming LEDs/CFLs, only bulbs marked or rated as dimmable with reverse-phase may be used.

Visit **lutron.com/LEDfinder** for our online compatibility tool.

XX[1]: Gloss color codes

Wallplates not included. Order separately.

* **Requires neutral wire connection**

Incandescent/halogen dimmer
Magnetic low-voltage dimmer

Dimmer with on/off switch

3-way/single-pole 120 V 1000 W (Inc), 600 VA/450 W (MLV)	CT-103P-**XX**[1]

The stated VA (volt-ampere) rating includes the magnetic transformer heat losses and the lamp load.

The stated W (watt) rating is the maximum lamp wattage based on assumed 20% transformer loss.

Electronic low-voltage dimmer

Dimmer with on/off switch*

3-way/single-pole 120 V 300 W	CTELV-303P-**XX**[1]

Fan control

- Rocker switch returns fan to speed level indicated by slider
- Slide up to increase speed, down to decrease speed
- 3 quiet fan speeds for increased comfort
- For use with only one ceiling paddle fan
- Designed to prevent motor hum

Fan control

Fan control—quiet 3-speed

3-way/single-pole 120 V 1.5 A	CTFSQ-F-**XX**[1]

No derating required if ganged.

XX[1]: Gloss color codes

Wallplates not included. Order separately.

* **Requires neutral wire connection**

Luméa dimmers and fan controls

Shown actual size: Luméa LED+ dimmer and 1-gang Claro wallplate in White (WH).

Product family features

- Rocker switch returns light to light level indicated by slider
- Slide up to brighten, down to dim
- LED+ model available
- Coordinating Claro wallplates only available separately
- All models must be derated unless otherwise noted. Visit **lutron.com/multigang** for more information.

Control types

Single-pole (1 location)

3-way or 4-way (2 or more locations)

Direct load type compatibility

Dimmable LED/CFL lighting (screw-base)

Incandescent/halogen lighting

Ceiling fans

Lighting load interfaces are not compatible with this family.

Available finishes

Use **BOLD** color code in model number (Example: LECL-153P-**WH**)

Gloss

WH
White

IV
Ivory

LA
Light Almond

Dimmers

- Rocker switch returns light to light level indicated by slider
- LED+ dimmer provides reliable dimming of dimmable LEDs/ CFLs, as well as halogens and incandescents

Dimmable LED/CFL (screw-base) dimmer
Incandescent/halogen dimmer

LED+ dimmer with on/off switch

3-way/single-pole 120 V 150 W (LED/CFL), 600 W (Inc)	LECL-153PH-**XX**[1]

Visit **lutron.com/LEDfinder** for our online compatibility tool.
Adjustable low-end trim.

Fan Control

- Rocker switch returns fan to speed level indicated by slider
- For use with only one ceiling paddle fan
- Designed to prevent motor hum

Fan control

Fan control—quiet 3-speed

3-way/single-pole 120 V 1.50 A	LEFSQ-FH-**XX**[1]

No derating required if ganged.

XX[1]: Gloss color codes
Wallplates not included. Order separately.

Skylark dimmers and fan controls

Shown actual size: Skylark dimmer and 1-gang Claro wallplate in White (WH).

Product family features

- Rocker switch returns light to light level indicated by slider on preset dimmers
- Slide up to brighten, down to dim
- LED+ models available
- Coordinating Claro and Stainless Steel wallplates only available separately
- All models must be derated unless otherwise noted. Visit **lutron.com/multigang** for more information.

Control types

Single-pole (1 location)

3-way or 4-way (2 or more locations)

Direct load type compatibility

Dimmable LED/CFL lighting (screw-base)

Incandescent/halogen lighting

Magnetic low-voltage lighting

Electronic low-voltage lighting

LED lighting

Fluorescent lighting

Ceiling fans

Ceiling fan/lights

Load type requiring load interface

Neon/cold cathode lighting

Lighting load interfaces may be applicable for some additional load type, voltage, and capacity combinations. For additional information see "Lighting Load Interfaces."

Available finishes

Use **BOLD** color code in model number (Example: SCL-153P-**GR**)

Gloss

WH
White

LA
Light Almond

AL
Almond

IV
Ivory

GR
Gray

BR
Brown

BL
Black

Metal wallplates*

SS
Stainless Steel

* Stainless Steel metal wallplate only available separately and includes black plastic trim/adapter, visible from side. Match with separate Black (BL) control.

Dimmers

- Preset models include rocker switch to return to light level indicated by slider
- Slide up to turn on/brighten, down to turn off/dim
- LED+ dimmer provides reliable dimming of dimmable LEDs/ CFLs, as well as halogens and incandescents

Dimmable LED/CFL (screw-base) dimmer
Incandescent/halogen dimmer

LED+ dimmer with on/off switch

3-way/single-pole 120V 150W (LED/CFL), 600W (Inc)	SCL-153P-**XX**[1]

Visit **lutron.com/LEDfinder** for our online compatibility tool.
Adjustable low-end trim.

Incandescent/halogen dimmers

Dimmers with on/off switch

Single-pole 120V 1000W	S-10P-**XX**[1]
3-way 120V 1000W	S-103P-**XX**[1]

Slide-to-off dimmers

Single-pole 120V 1000W	S-1000-**XX**[1]

Dimmers with on/off switch and locator light

Single-pole 120V 1000W	S-10PNL-**XX**[1]
3-way 120V 1000W	S-103PNL-**XX**[1]

XX[1]: Gloss color codes

Magnetic low-voltage dimmers

Dimmers with on/off switch

Single-pole 120V 600VA (450W)	SLV-600P-**XX**[1]
3-way 120V 600VA (450W)	SLV-603P-**XX**[1]

The stated VA (volt-ampere) rating includes the magnetic transformer heat losses and the lamp load. The stated W (watt) rating is the maximum lamp wattage based on assumed 20% transformer loss.

Electronic low-voltage dimmers

Dimmers with on/off switch*

Single-pole 120V 300W	SELV-300P-**XX**[1]
3-way 120V 300W	SELV-303P-**XX**[1]

3-wire LED driver/fluorescent ballast dimmers

Dimmers with on/off switch*

Single-pole 120V 8A	SF-10P-**XX**[1]
Single-pole 277V 6A	SF-12P-277-**XX**[1]
3-way 120V 8A	SF-103P-**XX**[1]
3-way 277V 6A	SF-12P-277-3-**XX**[1]

No derating required if ganged.

Adjustable low-end trim.

Tu-Wire fluorescent ballast dimmer

Dimmer with on/off switch

3-way/single-pole 120V 5A	SFTU-5A3P-**XX**[1]

Compatible with Advance Mark X and Sylvania POWERSENSE fluorescent ballasts, in addition to Lutron Tu-Wire.

XX[1]: Gloss color codes

Wallplates not included. Order separately.

* **Requires neutral wire connection**

Dual slide-to-off dimmer
(two loads)

Dimmers (left/right)

- Slide up to turn on/brighten, down to turn off/dim

Slide-to-off fan controls

- Slide up to turn on/increase speed, down to turn off decrease speed
- 3 quiet fan speeds designed to prevent motor hum (for use with only one ceiling paddle fan)
- Fully variable model also available (for use with multiple ceiling paddle or exhaust fans)

Incandescent/halogen dimmer

Dual slide-to-off dimmer

Single-pole 120V 300W dimmer (left) Incandescent/halogen 300W dimmer (right) Incandescent/halogen	S2-L-**XX**[1]

Fan controls

Slide-to-off fan controls—quiet 3-speed

Single-pole 120V 1.5A	SFSQ-F-**XX**[1]
Single-pole 120V 2A	SFSQ-F-HO-**XX**[1]

SFSQ-F-HO model for use with Hunter Original Series fans.

No derating required if ganged.

Slide-to-off fan control—fully variable

Single-pole 120V 5A	SFS-5E-**XX**[1]

Control provides an additional wire for fan light switching (360W, incandescent/halogen). Light turns on when fan is on, and off when fan is off.

Fully variable fan controls are commonly known as solid state fan controls.

XX[1]: Gloss color codes

Wallplates not included. Order separately.

Slide-to-off fan/light control with on/off light switch
(two loads)

Fan control (top)

- Slide up to turn on/increase speed, down to turn off decrease speed
- 3 quiet fan speeds designed to prevent motor hum (for use with only one ceiling paddle fan)

Switch (bottom)

- Rocker switch turns light on/off

Fan control/light control

Slide-to-off fan/light control—quiet 3-speed with on/off light switch (two loads)	
Single-pole 120 V 1.5 A fan (top) 360 W switch (bottom) Incandescent/halogen	SFSQ-LF-**XX**[1]

No derating required if ganged.

Dual slide-to-off fan/light control
(two loads)

Fan control (left)

- Slide up to turn on/increase speed, down to turn off/ decrease speed

Dimmer (right)

- Slide up to turn on/brighten, down to turn off/dim

Fan/light controls

Dual slide-to-off fan/light control—quiet 3-speed	
Single-pole 120 V 1.5 A fan (left) 300 W dimmer (right) Incandescent/halogen	S2-LFSQ-**XX**[1]

No derating required if ganged.

Dual slide-to-off fan/light control—fully variable	
Single-pole 120 V 2.5 A fan (left) 300 W dimmer (right) Incandescent/halogen	S2-LF-**XX**[1]

Fully variable fan controls are commonly known as solid state fan controls.

Replacement knobs

Standard knob	SK-**XX**[2]
Split knobs	Contact Customer Service

XX[1]: Gloss color codes
XX[2]: Available in Gloss White, Ivory, Almond, and Light Almond

Claro wallplates and accessories

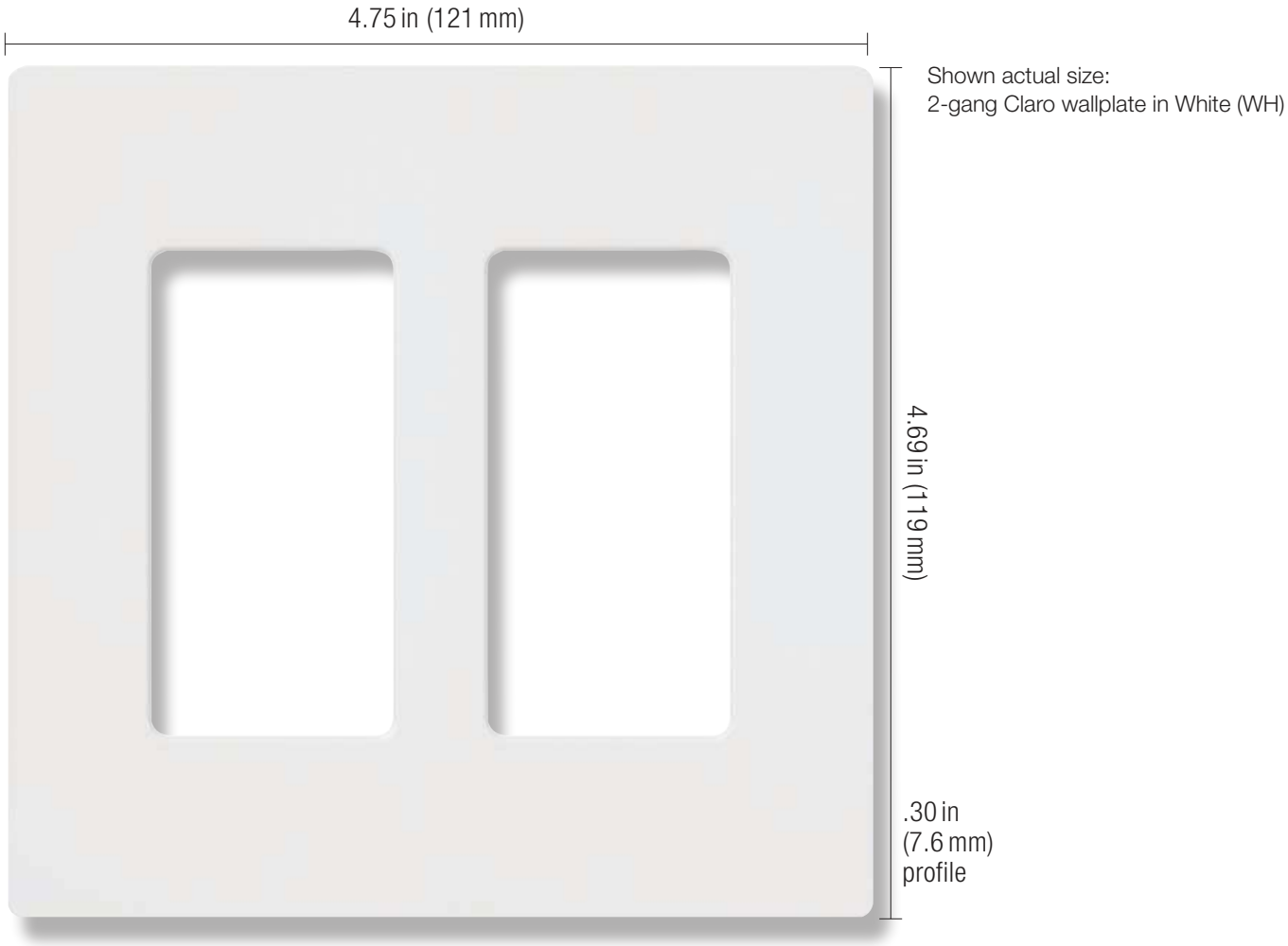

Product family features

- Can be used in conjunction with the following dimmer(s), switch(es), sensor(s), and accessories: Caséta Wireless, Diva, Luméa, Maestro, Pico wireless, Skylark, Skylark Contour, Sunnata, Vive Maestro Wireless controls, and Vive accessories
- All Lutron wallplates are screwless, seamless, and have no visible hardware; the front plate securely snaps into the alignment adapter plate
- Full line of wiring devices in Designer style opening
- Blank inserts available for Gloss (DV-BI-) and Satin Finishes (SC-BI-)
- Customize your designer wallplate with engraving; visit **lutron.com/engraving** to get started

Ganging and derating

- Designer wallplates use standard ganging
- Requires fins to be removed from dimmers for proper spacing
- May require derating (i.e., reduction of dimmer capacity due to fin removal)

Available finishes

Use **BOLD** color code in model number (Example: SC-1-**SL**)

Gloss



WH White | **LA** Light Almond | **AL** Almond | **IV** Ivory | **GR** Gray | **BR** Brown | **BL** Black

Satin Finishes**

BW Brilliant White | **GL** Glacier White | **SW** Snow White | **RW** Architectural White | **LG** Lunar Gray | **MI** Mist | **PB** Pebble

CS Cobblestone | **SL** Slate | **MN** Midnight | **BI** Biscuit | **SD** Sand | **TP** Taupe | **PM** Pumice

Metal wallplate*

CY Clay | **SA** Sage | **EP** Espresso | **TF** Truffle | **DE** Deep Sea | **SR** Signal Red | **SS** Stainless Steel

* Stainless Steel metal wallplates include black plastic trim/adapter, visible from side. Match with separate Black (BL) or Midnight (MN) controls and accessories.

** Old Satin Colors are available while supplies last. To view, visit lutron.com/claro

Claro wallplates and accessories

Wallplates for Caséta Wireless, Diva, Luméa, Maestro, Maestro Wireless, Pico wireless, Skylark, Skylark Contour, Sunnata, Vive Maestro Wireless controls, and Vive accessories

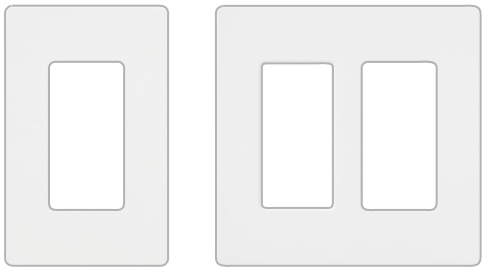

1-gang*,**	CW-1-**XX**[1]
W: 2.94 in (75 mm)	SC-1-**XX**[2]
2-gang*,**	CW-2-**XX**[1]
W: 4.75 in (121 mm)	SC-2-**XX**[2]
3-gang*,**	CW-3-**XX**[1]
W: 6.56 in (167 mm)	SC-3-**XX**[2]
4-gang*,**	CW-4-**XX**[1]
W: 8.37 in (213 mm)	SC-4-**XX**[2]
5-gang*	CW-5-**XX**[1]
W: 10.18 in (259 mm)	SC-5-**XX**[2]
6-gang*	CW-6-**XX**[1]
W: 12in (305mm)	SC-6-**XX**[2]

Important note

Multiple devices with line and low-voltage can be mounted behind a common wallplate using a standard barrier backbox. For more information consult Lutron Application Note #213, Combining Low-Voltage and Line Voltage Wiring Devices in a Multi-Gang Box, at **lutron.com/applicationnotes**.

XX[1]: Gloss and metal color codes
XX[2]: Satin colors codes
XX[3]: Gloss color codes
XX[4]: Available in Snow (SW), Biscuit (BI), Midnight (MN), Taupe (TP), Mist (MI), and Signal Red (SR)

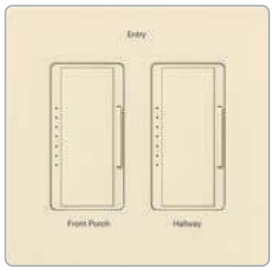

Custom engraving available for all Designer, Traditional, New Architectural, and Architectural style wallplates (except Stainless Steel). For wallplate engraving schedules, go to **lutron.com/engraving**.

Cable jacks

- F-style, 75-Ohm coaxial cable
- Wallplate sold separately

Single cable jack	CA-CJ-**XX**[3]
	SC-CJ-**XX**[4]

Telephone jacks

- 6-conductor telephone jack, RJ11
- Wallplate sold separately

Single telephone jack	CA-PJ-**XX**[3]
	SC-PJ-**XX**[4]

6-port frame

- Shipped with six blanks in matching colors
- Connectors sold separately
- Connectors snap in (no tools required)
- Connectors available in White (WH), unless noted

Field customizable 6-port frame

6-port frame	CA-6PF-**XX**[1]
	SC-6PF-**XX**[4]

Connectors for 6-port frame

Telephone/network jacks

8-conductor, RJ45 category 5e	CON-1P-C5E-**XX**[3]
8-conductor, RJ45 category 6	CON-1P-C6-**XX**[3]

Fiber jacks

MT-RJ feed through	CON-1F-MTRJ-WH

SC simplex	CON-1F-SC-WH

LC non-flush mount	CON-1F-LC-WH

ST-style	CON-1F-ST-WH

Cable jack

F-style, 75-Ohm coaxial cable	CON-1C-**XX**[3]

BNC jack

BNC connector, 50-Ohm	CON-1B-WH

Connectors only for use with 6-port frame.

Receptacles

- Tamper-resistant receptacles include tamper-resistant shutter mechanism (shutters are white)

Receptacles

15 A 125 V	CAR-15-**XX**[1]
	SCR-15-**XX**[2]
20 A 125 V	SCR-20-**XX**[2]

Tamper-resistant receptacles

15 A 125 V	CARS-15-TR-**XX**[1]
	SCRS-15-TR-**XX**[2]
20 A 125 V	SCRS-20-TR-**XX**[2]

USB receptacles

- Includes two USB ports
- Ports are rated for a minimum of 10,000 insertions and removals

Tamper-resistant USB receptacles

15 A 125 V	CAR-15-UBTR-**XX**[1]
	SCR-15-UBTR-**XX**[2]

XX[1]: Gloss color codes
XX[2]: Satin color codes
XX[3]: Available in White (WH) and Black (BL)
XX[4]: Available in Snow (SW), Biscuit (BI), Midnight (MN), Taupe (TP), Mist (MI), and Signal Red (SR)

Wallplates not included. Order separately.

GFCI Receptacles

- Self-testing technology allows GFCI to automatically check proper operation every 30 seconds
- LEDs indicate status of GFCI protection function
- Press reset button to reset GFCI after circuit interruption

Tamper-resistant, self-testing GFCI receptacles	
15 A 125 V, GFCI	CAR-15-GFST-**XX**[1]
	SCR-15-GFST-**XX**[2]
20 A 125 V, GFCI	SCR-20-GFST-**XX**[2]

Receptacles for dimming use

- Duplex for dimming both connected loads
- Projecting nubs prevent standard plugs from being used
- Requires replacement plug for dimming table and floor lamps
- Tamper-resistant shutter mechanism

Dual dimming, tamper-resistant receptacles	
15 A 120/125 V	CAR-15-DDTR-**XX**[1]
	SCR-15-DDTR-**XX**[2]
20 A 120/125 V	CAR-20-DDTR-**XX**[1]
	SCR-20-DDTR-**XX**[2]

Receptacles for half dimming use

- Top half for dimming
- Projecting nub prevents standard plug from being used
- Requires replacement plug for dimming table and floor lamps
- Bottom half is a general use receptacle and will fit standard duplex plugs
- Tamper-resistant shutter mechanism

Half dimming, tamper-resistant receptacles	
15 A 120/125 V	CAR-15-HDTR-**XX**[1]
	SCR-15-HDTR-**XX**[2]
20 A 120/125 V	CAR-20-HDTR-**XX**[1]
	SCR-20-HDTR-**XX**[2]

XX[1]: Gloss color codes
XX[2]: Satin color codes

Wallplates not included. Order separately.

Replacement plug for dimming

- Required to be used with Lutron receptacles for dimming purposes—plug will also work in a standard receptacle
- Easily replaces the existing plugs on lamps

Replacement dimming plugs	
120/125 V	RP-FDU-10-**XX**[1]

UL/CSA/NOM regulatory approvals.

Important notes

- Receptacles and plugs for dimming use are UL Listed for use with all Lutron wallbox dimmers included in this catalog.
- If there is only one electrical feed to the receptacle, then the duplex DFDU must be used.
- If the hot and dimmed hot feeds to the split duplex HFDU are supplied from different circuits or split-wired with separate switch-legs, a means to simultaneously disconnect these circuits must be provided at the panel board where they originate (NEC 210.7(C) 2002 Edition). A 2-pole circuit breaker or two single-pole circuit breakers with an approved handle tie can be used to accomplish this simultaneous disconnect. Feed-through dimming panels, which are those without breakers, are recommended when using the HFDU.
- For more information on dimming lamps consult Lutron Application Note #109, Guide to Dimming Portable Lamps via Receptacles, at **lutron.com/applicationnotes**.

XX[1]: Available in White (WH) and Brown (BR)

Ariadni dimmers and fan controls

Shown actual size: Ariadni dimmer and 1-gang Fassada wallplate in White (WH).

Product family features

- Matches existing switches
- Toggle-style switch turns light on to level set by slider
- Slider adjusts light to your favorite level
- LED+ models available
- Coordinating Fassada wallplates only available separately
- All models must be derated unless otherwise noted. Visit **lutron.com/multigang** for more information.

Control types

Single-pole (1 location)

3-way or 4-way (2 or more locations)

Direct load type compatibility

Dimmable LED/CFL lighting (screw-base)

Incandescent/halogen lighting

Magnetic low-voltage lighting

LED lighting

Fluorescent lighting

Ceiling fans

Ceiling fan/lights

Load type requiring load interface

Electronic low-voltage lighting

Neon/cold cathode lighting

Lighting load interfaces may be applicable for some additional load type, voltage, and capacity combinations. For additional information, see "Lighting Load Interfaces."

Available finishes

Use **BOLD** color code in model number (Example: AY-600P-**BL**)

Gloss

WH
White

LA
Light Almond

AL
Almond

IV
Ivory

BR
Brown

BL
Black

Metal wallplate*

SS
Stainless Steel

* Stainless Steel metal wallplate only available separately and includes black plastic trim/adapter, visible from side. Match with separate Black (BL) control.

Preset dimmers

- Toggle turns lights on/off
- Slide up to brighten, down to dim
- LED+ dimmers provide reliable dimming of dimmable LEDs/CFLs, as well as halogens and incandescents

Dimmable LED/CFL (screw-base) dimmer
Incandescent/halogen dimmer

Preset LED+ dimmer

3-way/single-pole 120V 150W (CFL/LED), 600W (Inc)	AYCL-153P-**XX**[1]
3-way/single-pole 120V 250W (CFL/LED), 600W (Inc) 350 W (Hi-lume 1% LED driver, max 8)	AYCL-253P-**XX**[1]

Visit **lutron.com/LEDfinder** for our online compatibility tool.

Adjustable low-end trim.

Incandescent/halogen dimmers

Preset dimmers

Single-pole 120V 1000W	AY-10P-**XX**[1]
3-way 120V 1000W	AY-103P-**XX**[1]

Incandescent/halogen dimmers

Preset dimmers with locator light

Single-pole 120V 1000W	AY-10PNL-**XX**[2]
3-way 120V 1000W	AY-103PNL-**XX**[2]

Magnetic low-voltage dimmers

Preset dimmers

Single-pole 120V 600VA (450W)	AYLV-600P-**XX**[1]
3-way 120V 600VA (450W)	AYLV-603P-**XX**[1]

The stated VA (volt-ampere) rating includes the magnetic transformer heat losses and the lamp load. The stated W (watt) rating is the maximum lamp wattage based on assumed 20% transformer loss.

3-wire LED driver/fluorescent ballast dimmers

Preset dimmers

3-way/single-pole 120V 8A	AYF-103P-**XX**[1]
3-way/single-pole 277V 6A	AYF-103P-277-**XX**[1]

Adjustable low-end trim.

No derating required if ganged.

XX[1]: Gloss color codes
XX[2]: Available in Gloss White (WH), Ivory (IV), Almond (AL) and Light Almond (LA)

Wallplates not included. Order separately.

Fan control

- Toggle turns fans on/off
- Slide up to increase speed, down to decrease
- 3 quiet fan speeds for increased comfort
- For use with only one ceiling paddle fan
- Designed to prevent motor hum

Fan control

Fan control—quiet 3-speed	
3-way/single-pole 120V 1.5A	AYFSQ-F-**XX**[1]
No derating required if ganged.	

Dual fan/light control

(two loads)

Fan control (left)

- Use slider to turn fan on/off and adjust fan speed
- 3 quiet fan speeds for increased comfort
- For use with only one ceiling paddle fan
- Designed to prevent motor hum

Dimmer (right)

- Toggle turns light on/off
- Slide up to brighten, down to dim

Dual fan/light control

Fan/light control—quiet 3-speed	
Single-pole 120V 1.5A fan (left) 120V 300W dimmer (right) Incandescent/halogen	AY2-LFSQ-**XX**[1]
No derating required if ganged.	

XX[1]: Gloss color codes

Wallplates not included. Order separately.

Dalia dimmers

Shown actual size: Dalia dimmer and
1-gang Fassada wallplate in White (WH).

Product family features

- SoftGlow locator light easily identifiable in the dark
- LED+ advanced technology for superior dimming of LED, halogen and incandescent bulbs
- Coordinating Fassada wallplates available separately
- Visit **lutron.com/dalia** to learn more.

Direct load type compatibility

Dimmable LED/CFL lighting (screw-base)

Incandescent/halogen lighting

Lighting load interfaces are not compatible with this family.

Control types

Single-pole (1 location)

3-way or 4-way (2 or more locations)

Available finishes

Use **BOLD** color code in model number (Example: RCL-153PNL-**LA**)

Gloss

WH
White

LA
Light Almond

IV
Ivory

BL
Black

Metal wallplate*

SS
Stainless Steel

* Stainless Steel metal wallplate only available separately and includes black plastic trim/adapter, visible from side. Match with separate Black (BL) controls.

Dimmers

- SoftGlow locator light provides a smooth halo around the knob when the dimmer is turned off
- LED+ technology provides superior dimming of LED, incandescent and halogen bulbs
- Easily turn the knob to adjust the light level
- Push to turn on/off
- Works with existing wiring; no neutral required

Dimmable LED/CFL (screw-base) dimmer
Incandescent/halogen dimmer

LED+ dimmer

3-way/ single-pole 120 V 150 W (LED/CFL), 600 W (Inc)	RCL-153PNL-**XX**[1]

Visit **lutron.com/LEDfinder** for our online compatibility tool.

Adjustable low-end trim.

Replacement knob kit

Standard knob	RCL-RK-**XX**[1]

XX[1]: Gloss colors code
Wallplates not included. Order separately.

Rotary dimmers and fan controls

Shown actual size: Rotary dimmer and 1-gang Fassada wallplate in White (WH).

Product family features

- The original electronic dimmer—first patented in 1959
- Easy-turn knob adjusts light to your favorite level
- Dual knob dimmer packages available with two finish options
- Coordinating Fassada wallplates only available separately
- All models must be derated unless otherwise noted. Visit **lutron.com/multigang** for more information.

Control types

Single-pole (one location)

3-way or 4-way (two or more locations)

Direct load type compatibility

Incandescent/halogen lighting

Ceiling fans

Lighting load interfaces are not compatible with this family.

Available finishes

Use **BOLD** color code in model number (Example: D-600P-**IV**)

Gloss

WH
White

IV
Ivory

Preset Dimmers

- Push to turn on/off, rotate to adjust light level

Incandescent/halogen dimmer

Dimmers with push on/off knob	
Single-pole 120V 600W	D-600PH-**DK**
3-way 120V 600W	D-603PH-**DK**

Dimmers with push on/off knob and locator light	
Single-pole 120V 600W	DNG-600PH-**DK**
3-way 120V 600W	DNG-603PH-**DK**

Fan controls with rotate on/off knob

- Rotate on/off; rotate to adjust fan speed
- Quiet 3-speed designed to prevent motor hum (for use with only one ceiling paddle fan)
- Fully variable models also available (for use with multiple ceiling paddle or exhaust fans)

Fan controls

Fan control with rotate on/off knob—quiet 3-speed	FSQ-2F-**DK**
Single-pole 120V 1.5A	

No derating required if ganged.

Fan controls with rotate on/off knob—fully variable	FS-5FH-**DK**
Single-pole factory set minimum speed 120V 5A	

User adjustable minimum speed control provides an additional wire for switching fan light (360W, incandescent/halogen). Light turns on when fan is on, and off when fan is off.

Fully variable fan controls are commonly known as solid state fan controls.

Replacement knobs

Standard knob	RK-**XX**[1]

DK: Dual Knob includes one Gloss White and one Gloss Ivory knob

XX[1]: Gloss color codes

Wallplates not included. Order separately.

Fassada wallplates



Product family features

- Can be used in conjunction with the following dimmer(s) and switch(es): Ariadni and Rotary
- All Lutron wallplates are screwless, seamless, and have no visible hardware
- Custom engraving available for wallplates. Visit **lutron.com/engraving** for more information.

Ganging and derating

- Traditional wallplates use standard ganging
- Requires fins to be removed from dimmers for proper spacing
- May require derating (i.e., reduction of dimmer capacity due to fin removal)

Available finishes

Use **BOLD** color code in model number (Example: FG-1-**AL**)

Gloss

WH
White

LA
Light Almond

AL
Almond

IV
Ivory

BL
Black

Metal Wallplate*

SS
Stainless Steel

Wallplates for Ariadni, Dalia, and Rotary

1-gang	FG-1-**XX**[1]
W: 2.86 in (73 mm)	FW-1-SS*
2-gang	FG-2-**XX**[1]
W: 4.67 in (119 mm)	FW-2-SS*
3-gang	FG-3-**XX**[1]
W: 6.48 in (165 mm)	FW-3-SS*

Custom engraving available for all Designer, Traditional, New Architectural, and Architectural style wallplates (except Stainless Steel). For wallplate engraving schedules, go to **lutron.com/engraving**.



Rotate the wallplate for small/large or large/small opening applications.

2-gang, with one traditional opening and one designer opening	FG-2-TD-**XX**[1]
	FW-2-TD-SS*
W: 4.67 in (119 mm)	

Important notes

Multiple devices with line and low-voltage can be mounted behind a common wallplate using a standard barrier backbox. For more information consult Lutron Application Note #213, Combining Low-Voltage and Line Voltage Wiring Devices in a Multi-Gang Box, at **lutron.com/applicationnotes**.

Controls must have heat-sink fins broken for multi-gang installations.

Multi-gang dimmer installations may require derating.

XX[1]: Gloss color codes

* Stainless Steel metal wallplates include black plastic trim/adapter, visible from side. Match with separate Black (BL) controls.

GRAFIK T dimmers and switches

Shown actual size: GRAFIK T dimmer with a 1-gang New Architectural wallplate in Satin Nickel (SN).



Product family features

- Easy-to-use touch control is responsive to the lightest touch and slightest motion
- Intuitive one-touch operation sets the lights exactly where you need them
- Modern architectural design adds distinct style to any space
- Illuminated LED lightbar with softly lit white LEDs indicates the light level
- True multi-location dimming from any location
- LED+ and phase selectable models available
- Models available with or without RF wireless technology
- RF models use Lutron Clear Connect radio frequency (RF) technology, which provides reliable RF communication with Pico wireless remotes and Radio Powr Savr wireless sensors
- Combine up to 10 RF wireless devices (dimmers, switches, sensors and/or wireless remotes)
- RF models communicate at 434 MHz frequency
- Controls come with 1-gang white wallplate; wallplates in additional colors and finishes are available separately
- All models must be derated unless otherwise noted. Visit **lutron.com/multigang** for more information.

Direct load type compatibility

- Dimmable LED lighting (screw-base)
- Incandescent/halogen lighting
- Magnetic low-voltage lighting
- Electronic low-voltage lighting
- LED lighting
- Fluorescent lighting
- Switched lighting/fan/motor

Control types

- Single-pole (1 location)
- Multi-location (up to 5 locations)
- Wireless multi-location (up to 10 locations)

Load type requiring load interface

- Neon/cold cathode

Lighting load interfaces may be required for some load types and capacity combinations. For additional information see "Lighting Load Interfaces."

Available finishes

Architectural matte

WH
White

Architectural matte wallplates*

LA
Light Almond

AL
Almond

BE
Beige

IV
Ivory

TP
Taupe

GR
Gray

SI
Sienna

BR
Brown

BL
Black

Architectural metal wallplates*

BN
Bright Nickel

BC
Bright Chrome

SC
Satin Chrome

SN
Satin Nickel

QZ
Antique Bronze

BB
Bright Brass

SB
Satin Brass

QB
Antique Brass

Architectural glass wallplates*

CWH
Clear White Glass

CBL
Clear Black Glass

* GRAFIK T dimmers, switches, and companion devices sold in White (WH) only.
Additional Architectural matte, metal, and glass wallplates are only sold separately.

Touch dimmers

- Touch LED light bar to adjust lights to desired light level
- Tap toggle button to turn lights off or turn on to previous light level
- Offers delayed fade to off

Dimmable LED (screw-base) dimmer
Incandescent/halogen dimmer

150 W touch LED+ dimmer

Single-pole	GT-150-WH
120 V 150 W (LED), 600 W (Inc)	GTJ-150-WH*

Visit **lutron.com/LEDfinder** for our online compatibility tool.

Adjustable low-end trim.

Dimmable LED (screw-base) dimmer
Incandescent/halogen dimmer
Magnetic low-voltage dimmer
Hi-lume 1% 2-wire LED driver dimmer
Tu-Wire fluorescent ballast dimmer

250 W touch LED+ dimmer**

Multi-location/single-pole	GT-250M-WH
120 V 250 W (LED), 600 W (Inc), 400 VA/300 W (MLV), 400 W (Hi-lume 1% LED driver, max. 10), 3.3 A (Tu-Wire fluorescent ballast)	GTJ-250M-WH*

Visit **lutron.com/LEDfinder** for our online compatibility tool.

Adjustable low-end trim.

Dimmable LED (screw-base) dimmer
Incandescent/halogen dimmer
Magnetic low-voltage dimmer
Electronic low-voltage dimmer
Hi-lume 1% 2-wire LED driver dimmer
Tu-Wire fluorescent ballast dimmer

Phase selectable touch dimmer†

Multi-location/single-pole	GT-5NEM-WH
120 V 250 W (LED), 500 W (Inc), 400 VA/300 W (MLV), 500 W (ELV), 400 W (Hi-lume 1% LED driver, max. 10), 3.3 A (Tu-Wire fluorescent ballast)	GTJ-5NEM-WH*

Visit **lutron.com/LEDfinder** for our online compatibility tool.

Adjustable low-end trim.

* Includes Clear Connect RF Technology
** **Neutral wire connection available, not required** (required for fluorescent ballast and interfaces)
† Phase selectable touch dimmer

Touch electronic switch

- Touch LED light bar anywhere to toggle load on/off
- Tap toggle button to turn lights on or off
- Toggle button is white when on, orange when off

Companion device

- For use with multi-location dimmers and switches (same model), both non-RF and RF models
- When utilized with dimmers provides true dimming from every location

Switch

Touch electronic switch**

Multi-location/single-pole 120V 5A light, 3A fan (1/10HP)	GT-5ANSM-**WH** GTJ-5ANSM-WH*

Companion control

Companion device

Companion dimmer/switch 120V	GT-AD-**WH**

* Includes Clear Connect RF Technology
** **Requires neutral wire connection**

New Architectural wallplates and accessories



Shown actual size:
2-gang New Architectural wallplate in White (WH.

Product family features

- Can be used in conjunction with the following dimmer(s), switch(es), and accessories: GRAFIK T controls and New Architectural accessories
- All Lutron wallplates are screwless, seamless, and have no visible hardware; the front plate securely snaps into the alignment adapter plate
- New Architectural wallplates are aesthetically matched with New Architectural accessories to complete the look of any room
- Matte finish wallplates can be custom colored to perfectly match a paint color number, swatch, or sample; contact Customer Service at 1.888.LUTRON1 for more information
- Custom engraving available for wallplates. Visit **lutron.com/engraving** for more information.

Ganging and derating

- New Architectural wallplates use standard ganging
- May require derating (i.e., reduction of dimmer capacity due to fin removal)

Available finishes

Architectural matte

WH
White

LA
Light Almond

AL
Almond

BE
Beige

IV
Ivory

TP
Taupe

GR
Gray

SI
Sienna

BR
Brown

BL
Black

Architectural metal

BN
Bright Nickel

BC
Bright Chrome

SC
Satin Chrome

SN
Satin Nickel

QZ
Antique Bronze

BB
Bright Brass

SB
Satin Brass

QB
Antique Brass

Architectural glass

CWH
Clear White Glass

CBL
Clear Black Glass

New Architectural wallplates and accessories

Wallplates for GRAFIK T controls and New Architectural accessories

1-gang, for one dimmer or switch W: 2.90 in (75 mm)	LWT-G-**XX**[1] LWT-G-**XXX**[2]
2-gang, for two dimmers or switches W: 4.75 in (121 mm)	LWT-GG-**XX**[1] LWT-GG-**XXX**[2]
3-gang, for three dimmers or switches W: 6.60 in (167 mm)	LWT-GGG-**XX**[1] LWT-GGG-**XXX**[2]
4-gang, for four dimmers or switches W: 8.40 in (213 mm)	LWT-GGGG-**XX**[1] LWT-GGGG-**XXX**[2]



1-gang, for one accessory W: 2.90 in (75 mm)	LWT-U-P-**XX**[1] LWT-U-P-**XXX**[2]
2-gang, for two accessories W: 4.75 in (121 mm)	LWT-U-PP-**XX**[1] LWT-U-PP-**XXX**[2]
3-gang, for three accessories W: 6.60 in (167 mm)	LWT-U-PPP-**XX**[1] LWT-U-PPP-**XXX**[2]
4-gang, for four accessories W: 8.40 in (213 mm)	LWT-U-PPPP-**XX**[1] LWT-U-PPPP-**XXX**[2]

XX[1]: Architectural matte and metal color codes
XXX[2] Architectural glass color code

Multi-gang dimmer installations may require derating.



2-gang, for one dimmer or switch	LWT-GT-**XX**[1]
and one accessory	LWT-GT-**XXX**[2]
2-gang, for one accessory	LWT-TG-**XX**[1]
and one dimmer or switch	LWT-TG-**XXX**[2]
W: 4.75 in (121 mm)	

Contact Customer Service at 1.888.LUTRON1 to inquire about additional configurations.

Important notes

Multiple devices with line and low-voltage can be mounted behind a common wallplate using a standard barrier backbox. For more information consult Lutron Application Note #213, Combining Low-Voltage and Line Voltage Wiring Devices in a Multi-Gang Box, at **lutron.com/applicationnotes**.

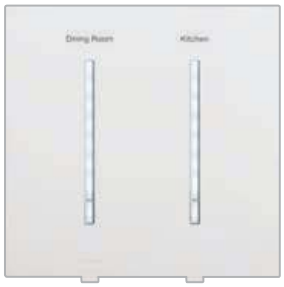

Custom engraving available for all Designer, Traditional, New Architectural, and Architectural style wallplates (except Stainless Steel). For wallplate engraving schedules, go to **lutron.com/engraving**.

XX[1]: Architectural matte and metal color codes
XXX[2]: Architectural glass color codes
XX[3]: Architectural matte, metal, and glass color codes (1-gang wallplate included)

Receptacles



- Available with or without 1-gang wallplate*,**

Tamper-resistant receptacles with wallplate	
15 A 125 V	LTR-F15-TR-**XX**[3]
20 A 125 V	LTR-F20-TR-**XX**[3]

Tamper-resistant receptacles without wallplate	
15 A 125 V	LTR-15-TR-**XX**[1]
20 A 125 V	LTR-20-TR-**XX**[1]

USB receptacles

- Includes two USB ports
- Ports are rated for a minimum of 10,000 insertions and removals
- Available with or without 1-gang wallplate*,**

Tamper-resistant USB receptacle with wallplate	
15 A 125 V	LTR-F15-UBTR-**XX**[3]

Tamper-resistant USB receptacle without wallplate	
15 A 125 V	LTR-15-UBTR-**XX**[1]

* Matte and glass finishes are available with or without a wallplate. When glass finish is ordered with a wallplate, the receptacle will be Gloss White.

** Metal finishes are only available with a wallplate. When metal finish is ordered, the receptacle will be Matte Black.

Nova T☆ dimmers, switches, and fan controls

Shown actual size: Nova T☆ dimmer in Black (BL) with 1-gang Architectural wallplate in Clear Anodized Aluminum (CLA).

Product family features

- Full family of controls plus matching fan controls, switches, and wiring devices
- Exclusive dimmer/switch size opening
- Slide adjusts light to suit any activity
- Classic slider, thin profile design
- Voltage compensation maintains stable light levels, despite line voltage variations
- LED+ model available
- Coordinating wallplate included with Architectural matte finish controls; metal wallplates only available separately
- All models must be derated unless otherwise noted. Visit **lutron.com/multigang** for more information.
- Select Nova and Centurion models available. Contact Customer Service for more information.

Control types

Single-pole (1 location)

3-way or 4-way (2 or more locations)

Direct load type compatibility

Dimmable LED/CFL lighting (screw-base)

Incandescent/halogen lighting

Magnetic low-voltage lighting

Electronic low-voltage lighting

LED lighting

Fluorescent lighting

Switched lighting/fan/motor

Ceiling fans

Load types requiring load interface

Neon/cold cathode lighting

Lighting load interfaces may be applicable for some additional load type, voltage, and capacity combinations. For additional information see "Lighting Load Interfaces."

Available finishes

Use **BOLD** color code in model number (Example: NTCL-250-**SI**)

Architectural matte

WH
White

LA
Light Almond

AL
Almond

BE
Beige

IV
Ivory

TP
Taupe

GR
Gray

SI
Sienna

BR
Brown

BL
Black

Architectural metal wallplates*

BN
Bright Nickel

BC
Bright Chrome

CLA
Clear Anodized Aluminum

SC
Satin Chrome

SN
Satin Nickel

QZ
Antique Bronze

AU
Gold Plated

BB
Bright Brass

BRA
Brass Anodized Aluminum

SB
Satin Brass

QB
Antique Brass

BLA
Black Anodized Aluminum

* Metal wallplates only available separately and include black plastic trim/adapter, visible from side. Match with separate Black (BL) controls.

Dimmers

- Slide up to brighten, down to dim
- Loads from 1000-2000W require large controls
- LED+ dimmer provides reliable dimming of dimmable LEDs/CFLs, as well as halogens and incandescents
- Large controls measure 4.56 x 4.56
- On preset models, button turns on/off to slider level

Dimmable LED/CFL (screw-base) dimmer
Incandescent/halogen dimmer
Hi-lume 1% 2-wire LED driver dimmer

250W slide-to-off LED+ dimmer

Single-pole 120V 250W (LED/CFL), 1000W (Inc), 400W (Hi-lume 1% LED driver, max 10)	NTCL-250-**XX**[1]

Visit **lutron.com/LEDfinder** for our online compatibility tool.

Adjustable low-end trim.

Dimmable LED/CFL (screw-base) dimmer
Incandescent/halogen dimmer
Electronic low-voltage dimmer

Reverse-phase slide-to-off dimmer

Single-pole 120V 250W (LED/CFL), 600W (Inc), 600 (ELV)	NTRP-250-**XX**[1]

When dimming LEDs/CFLs, only bulbs marked or rated as dimmable with reverse-phase may be used.

Visit **lutron.com/LEDfinder** for our online compatibility tool.

No low-end trim.

Incandescent/halogen dimmers

Slide-to-off dimmers

Single-pole 120V 600W	NT-600-**XX**[1]
Single-pole 120V 1000W	NT-1000-**XX**[1]
Single-pole 120V 1500W	NT-1500-**XX**[1]*
Single-pole 120V 1000W	NT-2000-**XX**[1]*

NT-2000 dimmers must be ganged with no fins broken and require a 2-gang box.

XX[1]: Architectural matte color codes (1-gang wallplate included)

* Large control

Magnetic low-voltage dimmers

Slide-to-off dimmers

Single-pole 120V 600VA (450W)	NTLV-600-**XX**[1]
Single-pole 120V 1000VA (800W)	NTLV-1000-**XX**[1]
Single-pole** 277V 600VA (450W)	NTLV-600-277-**XX**[1]
Single-pole** 277V 1000VA (800W)	NTLV-1000-277-**XX**[1]
Single-pole 120V 1500VA (1200W)	NTLV-1500-**XX**[1]*

The stated VA (volt-ampere) rating includes the magnetic transformer heat losses and the lamp load. The stated W (watt) rating is the maximum lamp wattage based on assumed 20% transformer loss.

Magnetic low-voltage dimmers

Preset dimmers

3-way/single-pole 120V 600VA (450W)	NTLV-603P-**XX**[1]
3-way/single-pole 120V 1000VA (800W)	NTLV-1003P-**XX**[1]

The stated VA (volt-ampere) rating includes the magnetic transformer heat losses and the lamp load. The stated W (watt) rating is the maximum lamp wattage based on assumed 20% transformer loss.

Electronic low-voltage dimmers

Slide-to-off dimmers**

Single-pole 120V 300W	NTELV-300-**XX**[1]
Single-pole 120V 600W	NTELV-600-**XX**[1]

3-wire LED driver/fluorescent ballast dimmers

Slide-to-off dimmers

Single-pole 120V 16A	NTF-10-**XX**[1]
Single-pole 277V 8A	NTF-10-277-**XX**[1]

Preset dimmers

3-way 120V 8A	NTF-103P-**XX**[1]
3-way 277V 6A	NTF-103P-277-**XX**[1]

Adjustable low-end trim.

No derating required if ganged.

0-10V LED/fluorescent fixture dimmer

(current sink control)

Slide-to-off dimmer

Single-pole 120/277V 30mA max control current	NTSTV-DV-**XX**[1]

No power pack required.

Compatible with any IEC 60929 Annex E compliant driver or ballast.

No derating required if ganged.

Tu-Wire fluorescent ballast dimmers

Slide-to-off dimmers

Single-pole 120V 5A	NTFTU-5A-**XX**[1]
Single-pole 277V 5A	NTFTU-5A-277-**XX**[1]

XX[1]: Architectural matte color codes (1-gang wallplate included)

* Large control

** **Requires neutral wire connection**

Linear-slide mechanical switches

(small controls)

- Slide up to turn on, down to turn off
- Works with all load types

General purpose switches

Linear-slide mechanical switches

Single-pole 120/277V 20A	NT-1PS-**XX**[1]
3-way 120/277V 20A	NT-3PS-**XX**[1]
4-way 120/277V 20 A	NT-4PS-**XX**[1]

No derating required if ganged.

Slide-to-off fan controls

(small controls)

- Slide up to increase speed/turn on, down to decrease speed/ turn off
- Quiet 3-speed model designed to prevent motor hum (for use with only one ceiling paddle fan)
- Fully variable model also available (for use with multiple ceiling paddle or exhaust fans)
- Higher capacity loads require large controls

Fan controls

Slide-to-off fan control—quiet 3-speed

Single-pole 120V 1.5A	NTFSQ-**XX**[1]

For use with only one ceiling fan.
No derating required if ganged.

Slide-to-off fan control—fully variable

Single-pole 120V 6A	NTFS-6E-**XX**[1]
Single-pole 120V 12A	NTFS-12E-**XX**[1]*

6A model provides an additional wire for switching fan light (360W, incandescent/halogen). Light turns on when fan is on, and off when fan is off.

Fully variable fan controls are commonly known as solid state fan controls.

XX[1]: Architectural matte color codes (1-gang wallplate included)

* Large control

Photo by Chris Cooper

Architectural wallplates and accessories

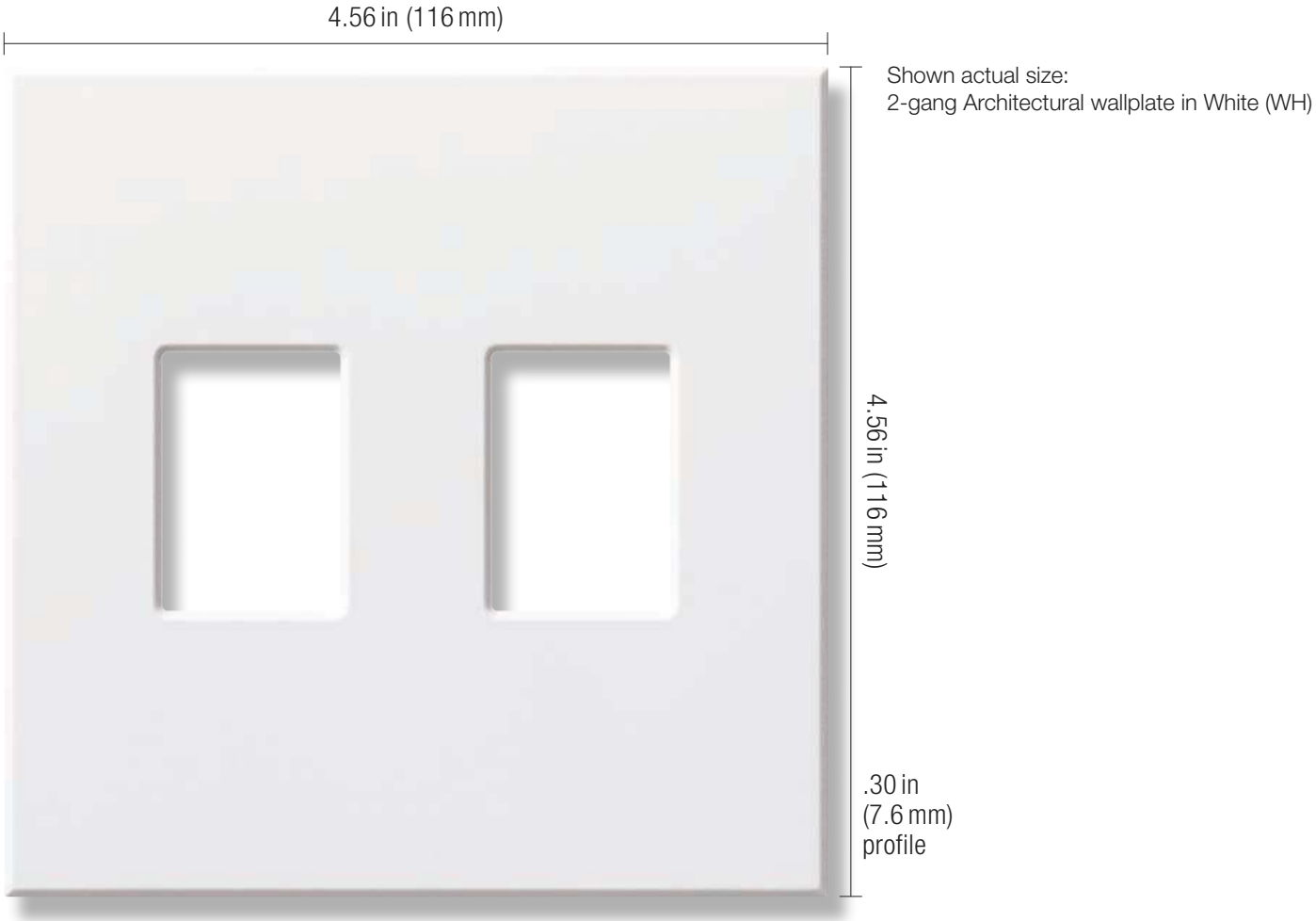

Product family features

- Can be used in conjunction with Nova T☆ dimmer and switch, and Architectural accessories
- Metal and glass finish wallplates with accessory openings can also be used with Designer wallplate opening controls and Designer accessories
- All Lutron wallplates are screwless, seamless, and have no visible hardware; the front plate securely snaps into the alignment adapter plate
- Blank inserts available for accessory size opening (NT-BI-)
- Matte finish wallplates can be custom colored to perfectly match a paint color number, swatch or sample; contact Customer Service at 1.888.LUTRON1 for more information
- Customize your Architectural wallplate with engraving or by adding a corporate logo; visit **lutron.com/engraving** to get started

Ganging and derating

- Architectural wallplates in this section use standard ganging
- Requires fins to be removed from dimmers for proper spacing
- May require derating (i.e., reduction of dimmer capacity due to fin removal)
- Custom multi-gang wallplates required for the following cases
  - Full-capacity ganging ("No Fins Broken")
  - Large Nova T☆ controls (1500/2000 W)
  - Nova controls
  - Color change applications

  For more information visit **lutron.com/customganging.**

Available finishes

Use **BOLD** color code in model number (Example: VWP-2-**SI**)

Architectural matte

WH
White

LA
Light Almond

AL
Almond

BE
Beige

IV
Ivory

TP
Taupe

GR
Gray

SI
Sienna

BR
Brown

BL
Black

Architectural metal*

BN
Bright Nickel

BC
Bright Chrome

CLA
Clear Anodized Aluminum

SC
Satin Chrome

SN
Satin Nickel

QZ
Antique Bronze

AU
Gold Plated

BB
Bright Brass

BRA
Brass Anodized Aluminum

SB
Satin Brass

QB
Antique Brass

BLA
Black Anodized Aluminum

Architectural glass**

CWH
Clear Glass

GWH
Green Glass

* Metal wallplates include black plastic trim/adapter, visible from side. Match with separate Black (BL) or Midnight (MN) controls.

** Glass wallplates include white plastic trim/adapter, visible from side. Match with separate White (WH) or Snow (SW) controls.

Wallplates for Nova T☆ controls and Architectural accessories

1-gang for one accessory* W: 2.75 in (70 mm	LFGR-1-**XXX**[2]
2-gang for two accessories* W: 4.56in (116mm)	VWP-2R-**XX**[1] LFGR-2-**XXX**[2]
3-gang for three accessories* W: 6.44in (164mm)	LFGR-3-**XXX**[2]



2-gang, for two dimmers or switches W: 4.56 in (116 mm)	VWP-2-**XX**[1]
3-gang, for three dimmers or switches 6.32 in (161mm)	VWP-3-**XX**[1]
4-gang, for four dimmers or switches W: 8.45 in (215mm))	VWP-4-**XX**[1]





2-gang, for one dimmer or switch and one accessory	VWP-2CR-**XX**[1]
2-gang, for one accessory and one dimmer or switch W: 4.56 in (116 mm)	VWP-2RC-**XX**[1]

Important notes

Multiple devices with line and low-voltage can be mounted behind a common wallplate using a standard barrier backbox. For more information consult Lutron Application Note #213, Combining Low-Voltage and Line Voltage Wiring Devices in a Multi-Gang Box, at **lutron.com/applicationnotes**.

XX[1]: Architectural matte color codes
XXX[2]: Architectural glass color codes

For metal finishes visit **lutron.com/customganging** for more information.

Multi-gang dimmer installations may require derating.

* Glass wallplates include white plastic trim/adapter, visible from side. Match with separate White (WH) or Snow (SW) controls.

Cable jack

- F-style, 75-Ohm coaxial cable
- Includes 1-gang wallplate

Single cable jack*	NT-CJ-**XX**[1]

Telephone jack

- 6-conductor jack, RJ11
- Includes 1-gang wallplate

Single telephone jack*	NT-PJ-**XX**[1]

6-port frame

- Shipped with six blanks in matching colors
- Connectors sold separately
- Connectors snap in (no tools required)
- Includes 1-gang wallplate
- Connectors available in White (WH) unless noted

Field customizable 6-port frame

6-port frame*	NT-6PF-**XX**[1]

Connectors for 6-port frame

Telephone/network jacks

8-conductor, RJ45 category 5e	CON-1P-C5E-**XX**[2]
8-conductor, RJ45 category 6	CON-1P-C6-**XX**[2]

Fiber jacks

MT-RJ feed through	CON-1F-MTRJ-WH

SC simplex	CON-1F-SC-WH

LC non-flush mount	CON-1F-LC-WH

ST-style	CON-1F-ST-WH

Cable jack

F-style, 75-Ohm coaxial cable	CON-1C-**XX**[2]

BNC jack

BNC connector, 50-Ohm	CON-1B-WH

Connectors only for use with 6-port frame.

XX[1]: Architectural matte color codes (1-gang wallplate included)
XX[2]: Available in White (WH) and Black (BL)

* Metal and glass finishes are only available as separate wallplates.

Architectural wallplates and accessories

Receptacles

- Includes 1-gang wallplate

Receptacles	
15A 125V	NTR-15-**XX**[1]
20A 125V	NTR-20-**XX**[1]

Tamper-resistant receptacles*	
15A 125V	NTR-15-TR-**XX**[1]
20A 125V	NTR-20-TR-**XX**[1]

GFCI receptacles

- Self-testing technology allows GFCI to automatically check proper operation every 30 seconds
- LEDs indicate status of GFCI protection function
- Press reset button to reset GFCI after circuit interruption
- Includes 1-gang wallplate

Tamper-resistant, self-testing GFCI receptacles*	
15A 125V, GFCI	NTR-15-GFST-**XX**[1]
20A 125V, GFCI	NTR-20-GFST-**XX**[1]

USB receptacles

- Includes two USB ports
- Ports are rated for a minimum of 10,000 insertions and removals
- Includes 1-gang wallplate

Tamper-resistant USB receptacles*	
15A 125V	NTR-15-UBTR-**XX**[1]

Isolated ground receptacles

- Receptacle is orange for easy ID and circuit delineation
- Model number color code is for wallplate only
- Includes 1-gang wallplate

Isolated ground receptacles*	
15A 125V	NTR-15-IG-OR-**XX**[1]
20A 125V	NTR-20-IG-OR-**XX**[1]

XX[1]: Architectural matte color codes (1-gang wallplate included)

* Metal and glass finishes are only available as separate wallplates.

Receptacles for dimming use

- Duplex for dimming both connected loads
- Projecting nubs prevent standard plugs from being used
- Requires replacement plug for dimming table and floor lamps
- Includes 1-gang wallplate
- Tamper-resistant shutter mechanism

Dual dimming, tamper-resistant receptacles*

15 A	120/125 V	NTR-15-DDTR-**XX**[1]
20 A	120/125 V	NTR-20-DDTR-**XX**[1]

Receptacles for half dimming use

- Top half for dimming
- Projecting nub prevents standard plug from being used
- Requires replacement plug for dimming table and floor lamps
- Bottom half is a general use receptacle and will fit standard duplex plugs
- Includes 1-gang wallplate
- Tamper-resistant shutter mechanism

Half dimming, tamper-resistant receptacles*

15 A	120/125 V	NTR-15-HDTR-**XX**[1]
20 A	120/125 V	NTR-20-HDTR-**XX**[1]

Replacement plugs for dimming

- Required for use with Lutron receptacles for dimming purposes—plug will also work in a standard receptacle
- Easily replaces the existing plugs on lamps

Replacement dimming plugs

120/125 V	RP-FDU-10-**XX**[2]

UL/CSA/NOM regulatory approvals

Important notes

- Receptacles and plugs for dimming use are UL Listed for use with all Lutron wallbox dimmers included in this catalog.
- If there is only one electrical feed to the receptacle, then the duplex DFDU must be used.
- If the hot and dimmed hot feeds to the split duplex HFDU are supplied from different circuits or split-wired, with separate switch-legs, a means to simultaneously disconnect these circuits must be provided at the panel board where they originate (NEC 210.7(C) 2002 Edition). A 2-pole circuit breaker or two single-pole circuit breakers with an approved handle tie can be used to accomplish this simultaneous disconnect. Feed-through dimming panels, which are those without breakers, are recommended when using the HFDU.
- For more information on dimming lamps, consult Lutron Application Note #109, Guide to Dimming Portable Lamps via Receptacles, at **lutron.com/applicationnotes.**

XX[1]: Architectural matte color codes (1-gang wallplate included)

XX[2]: Available in White (WH) and Brown (BR)

* Metal and glass finishes are only available as separate wallplates.

Dimming and appliance modules

Shown above: 1-receptacle dimming module in White (WH).

Product family features

- Uses Lutron Clear Connect radio frequency (RF) technology, which provides reliable RF communication with Pico wireless remotes and Radio Powr Savr wireless sensors.
- Combine up to 10 wireless devices (dimmers, switches, sensors, and/or wireless remotes)
- Easy to install, requires no wiring tools
- Available in 1- or 3-receptacle models
- Button presses associate the module with Radio Powr Savr sensors and Pico wireless remotes
- Male plug on 24 in (610 mm) cord
- Female receptacle on 6 in (150 mm) cord
- Communicates at 434 MHz frequency

Direct load type compatibility

Dimming module (dimming mode)

Incandescent/halogen lighting

Dimming module (switching mode)

Incandescent/halogen lighting

CFL/LED lighting (screw-base)

Magnetic low-voltage lighting

Electronic low-voltage lighting

Appliance module

General purpose

Available finishes

Use **BOLD** color code in model number (Example: MRF2-3PD-3-**BL**)

Matte finishes

WH
White

BL
Black

Installation

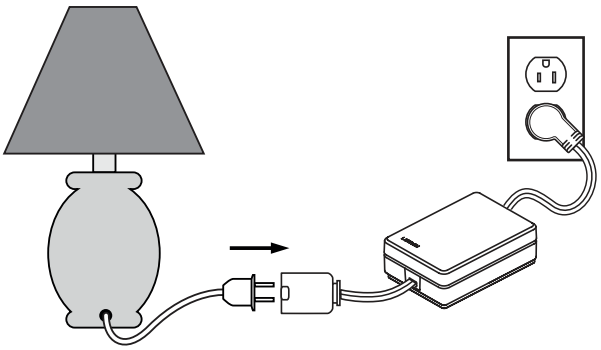

Wireless Control

(See Pico wireless remote section for models)

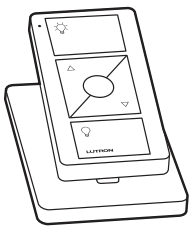

Plug-in dimming modules

- Functions much like standard lamp dimmers, and incorporates advanced features such as fade on/fade off, delayed long fade off, and rapid full on
- Can be converted into a switching module for control of other lighting loads

Plug-in appliance modules

- Switches up to 15 A of general purpose load (1/2 HP motor load)
- Features Lutron patented Softswitch technology to prevent the relay contacts from arcing, extending the average life of the switch to 1,000,000 operations

Incandescent/halogen dimming modules

Plug-in dimming modules	
1-receptacle cord 120 V 300 W	MRF2-3PD-1-**XX**[1]
3-receptacle cord 120 V 300 W	MRF2-3PD-3-**XX**[1]

Switching modules

Plug-in appliance modules	
1-receptacle cord 120 V 15 A (1/2 HP motor)	MRF2-15APS-1-**XX**[1]
3-receptacle cord 120 V 15 A (1/2 HP motor)	MRF2-15APS-3-**XX**[1]

XX[1]: Matte color code

Credenza lamp dimmer

Shown actual size: Credenza lamp dimmer in White (WH).

Product family features

- Convenient full range dimmers for table and floor lamps
- Allows use of a standard light bulb instead of costly 3-way bulbs
- Easy to install, requires no wiring tools
- Models with locator light have LED that glows softly
- Cord is 6 ft (1.8 m) long

Direct load type compatibility

Dimmable LED/CFL lighting (screw-base)
Incandescent/halogen lighting

Installation

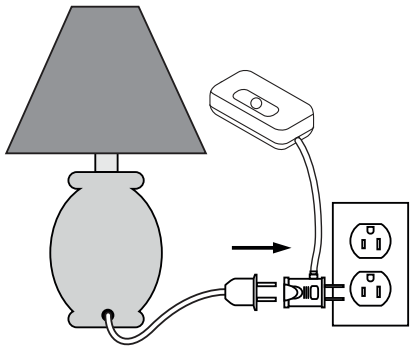

Available finishes

Use **BOLD** color code in model number
(Example: TT-300NLH-**BR**)

Gloss

WH White

BR Brown

BL Black

Plug-in lamp dimmer

- Slide up to turn on/brighten, down to turn off/dim
- LED+ dimmer provides reliable dimming of dimmable LEDs/ CFLs, as well as halogens and incandescents
- Requires no wiring or tools

Plug-in lamp dimmer with locator light

- Slide up to turn on/brighten, down to turn off/dim
- Includes red LED locator light
- Requires no wiring or tools

Dimmable LED/CFL (screw-base) lamp dimmer

Incandescent/halogen lamp dimmer

Plug-in LED+ lamp dimmer

Single-pole 120V 100W (LED/CFL), 250W (Inc)	TTCL-100H-**XX**[1]

Visit **lutron.com/LEDfinder** for our online compatibility tool.

Incandescent/halogen lamp dimmer

Plug-in lamp dimmer

Single-pole 120V 300W	TT-300H-**XX**[2]

Incandescent/halogen lamp dimmer

Plug-in lamp dimmer

Single-pole 120V 300W	TT-300NLH-**XX**[1]

XX[1]: Gloss color codes
XX[2]: Available in Gloss White (WH) and Brown (BR)

* **Maximum light output of 85% guarantees 15% energy savings over standard switches**

Caséta Wireless

Why choose Caséta Wireless?

Smartphones and tablets have been adopted at a rapid pace, and homeowners are making these devices their new point of control. Caséta Wireless provides simple, affordable, and reliable control of lights, shades, and temperature from anywhere.

A truly scalable solution

- Start by installing Caséta Wireless dimmers and a Pico remote for simple connected control
- Add the Smart Hub and Lutron App for control from your smart device
- Expand the system at any time to an entire room or the whole home

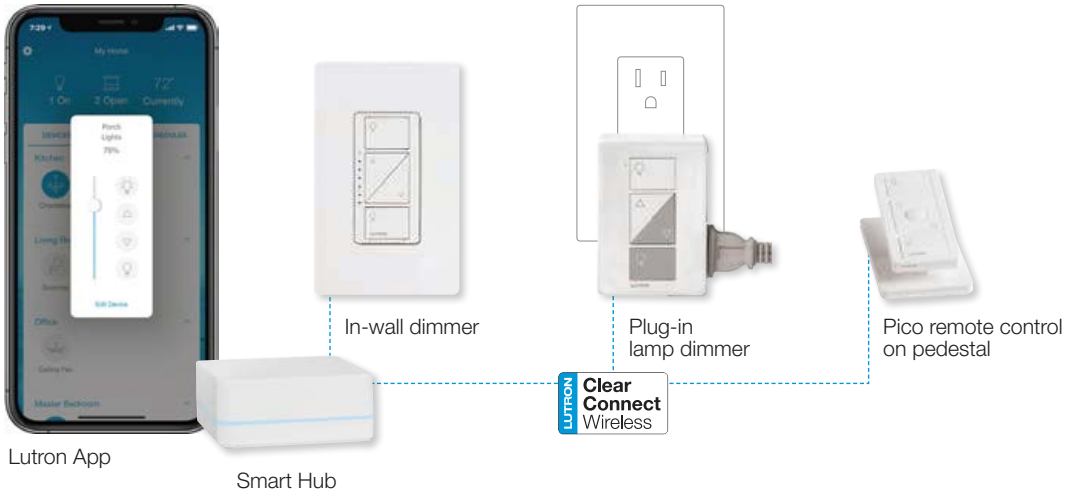

An easier 3-way

- Dimmer does not require neutral wire
- Mount remote on any surface — without cutting holes
- No wiring necessary for remote

Step 1
Install Caséta Wireless dimmer

Step 2
Mount Pico remote

A smarter timer

- Set the timer once and never have to reset it again
- Timer schedules automatically adjust when seasons change
- No reprogramming for daylight saving or power outages

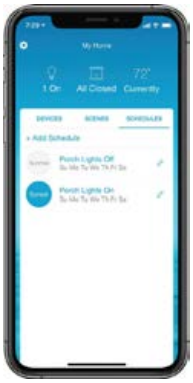

Provide integrated solutions

Caséta Wireless integrates with the most popular connected home devices to provide a complete smart home solution.

WORKS WITH amazon alexa | Works with Apple HomeKit | Carrier | works with Hey Google

Hunter | IFTTT | WORKS WITH ring | Works with SmartThings | SONOS

Caséta Wireless dimmers, switches, and fan controls

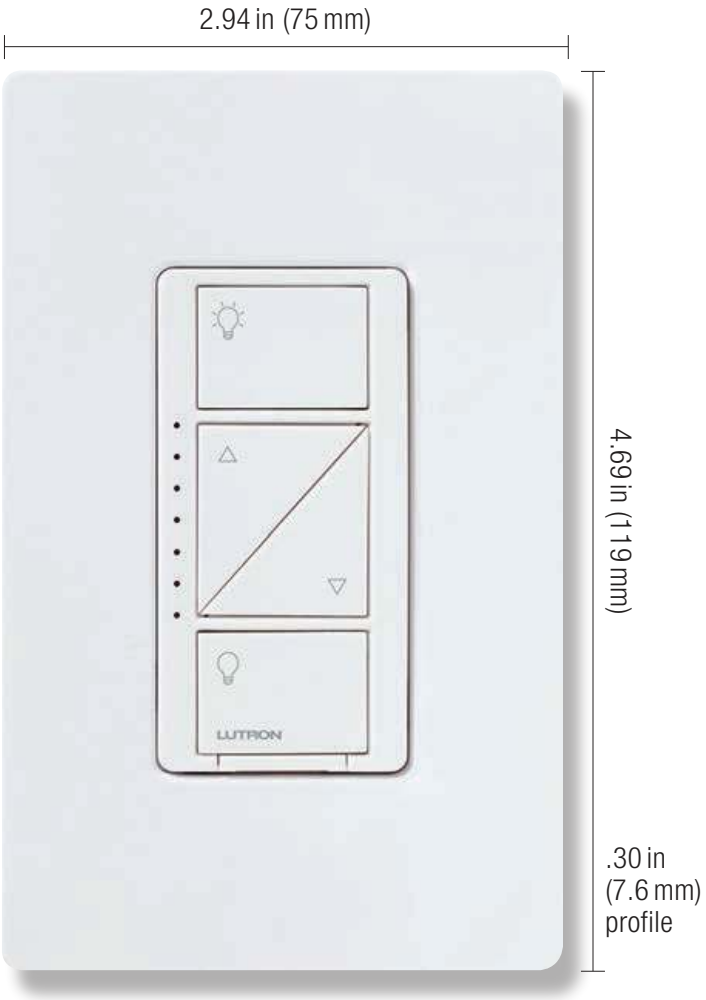

Shown actual size: Caséta Wireless in-wall dimmer and 1-gang Claro wallplate in White (WH).

Control types

- Single-pole (1 location)
- 3-way (2 locations)
- Wireless multi-location (up to 11 locations)

Product family features

- Control your lights from anywhere
- Uses Lutron Clear Connect radio frequency (RF) technology, which provides reliable RF communication with Pico wireless remotes, Radio Powr Savr wireless occupancy/vacancy sensors, and Smart Hubs
- LED+ models available
- Control and schedule lights from the Lutron App when paired with a Smart Hub
- Use Pico wireless remotes for additional dimmers/switches in multi-location applications
- Communicates at 434 MHz frequency
- Coordinating Claro wallplates only available separately
- All models must be derated unless otherwise noted. Visit **lutron.com/multigang** for more information.

Direct load type compatibility

- Dimmable LED/CFL lighting (screw-base)
- Incandescent/halogen lighting
- Magnetic low-voltage lighting
- Electronic low-voltage lighting
- LED lighting
- Fluorescent lighting
- Switched lighting/fan/motor

Load type requiring load interface

- Neon/cold cathode lighting

Lighting load interfaces may be required for some load type, voltage, and capacity combinations. For additional information see "Lighting Load Interfaces."

Available finishes

Use **BOLD** color code in model number (Example: PD-6WCL-**WH**)

Gloss

WH
White

LA
Light Almond

IV
Ivory

BL
Black

Metal wallplate*

SS
Stainless Steel

* Stainless Steel metal wallplate only available separately and includes black plastic trim/adapter, visible from side. Match with separate Black (BL) control.

Caséta Kits

Switch & Remote Kit

- Eliminates fumbling around in the dark
- Add a switch anywhere
- Add a Smart Hub anytime

Ideal for garages, hallways, and kitchens

Switch & Remote Kit

Smart Switch, Wallplate, Remote, Bracket	P-PKG1WS-WH

Smart Switch Starter Kit

- Always come back to a well-lit home
- Using the Lutron App, easily check which lights are on or off
- Automatically schedule lights to turn on and off anytime

Ideal for outdoor lighting

Smart Switch Starter Kit

Switch, Wallplate, Smart Hub	P-BDG-PKG1WS

3-Way Dimmer Kit with Remote

- Eliminates fumbling around in the dark
- Add a switch anywhere
- Add a Smart Hub anytime

Ideal for garages, hallways, and kitchens

3-Way Dimmer Kit with Remote

Smart Dimmer, Wallplate Wallplate	P-DIM-3WAY-WH

Dimmer Kit with Smart Hub

- Create the right light for any occasion
- Using the Lutron App, easily check which lights are on or off

Ideal for the kitchen and living, family, and dining rooms

Dimmer Kit with Smart Hub

Dimmer, Remote, Smart Hub	P-BDG-PKG1W

Lamp Dimmer & Remote Kit

- Adjust lights on either side of the bed
- Control multiple lamps in a room with one remote

Ideal for bedrooms, living rooms, studies, and home offices

Lamp Dimmer & Remote Kit

Lamp Dimmer, Remote	P-PKG1P-WH

Visit **lutron.com/CasetaKits** for more information

Smart Lamp Timer Kit

- Perfect for rooms with no overhead lighting
- Control lights with voice integration, the Lutron App, or a Pico remote

Ideal for living rooms and bedrooms

Smart Lamp Timer Kit

Lamp Dimmer, Remote, Smart Hub	P-BDG-PKG1P

Wireless in-wall dimmers

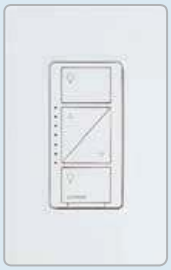

- Simple, intuitive design with on, off, and raise/lower buttons
- Provides true dimming from each location with Pico wireless remotes
- Offers superior dimming of dimmable LEDs/CFLs, as well as halogens and incandescents
- PRO and ELV+ models work with magnetic low-voltage lighting, and are compatible with Lutron 2-wire forward phase LED drivers, Tu-Wire fluorescent ballasts and load interfaces; ELV+ models also work with electronic low-voltage lighting

Dimmable LED/CFL (screw-base) dimmer

Incandescent/halogen dimmer

Wireless in-wall LED+ dimmer

Multi-location†/single-pole — PD-6WCL-**XX**[1]

120 V 150 W (LED/CFL),
600 W (Inc)

Visit **lutron.com/LEDfinder** for our online compatibility tool.

Adjustable low-end trim.

Dimmable LED (screw-base) dimmer

Incandescent/halogen dimmer

Magnetic low-voltage dimmer

Electronic low-voltage dimmer

Hi-lume 1% 2-wire LED driver dimmer

Tu-Wire fluorescent ballast dimmer

Wireless in-wall ELV+ dimmer**

Multi-location†/single-pole — PD-5NE-**XX**[1]

120 V 250 W (LED), 500 W (Inc),
400 VA/300 W (MLV),
500 W (ELV),
400 W (Hi-lume 1% LED driver, max. 20),
3.3 A (Tu-Wire fluorescent ballast)

Visit **lutron.com/LEDfinder** for our online compatibility tool.

Adjustable low-end trim.

Dimmable LED (screw-base) dimmer

Incandescent/halogen dimmer

Magnetic low-voltage dimmer

Hi-lume 1% 2-wire LED driver dimmer

Tu-Wire fluorescent ballast dimmer

Wireless in-wall dimmer PRO††

Multi-location†/3-way*/single-pole — PD-10NXD-**XX**[1]

120 V 250 W (LED), 1000 W (Inc),
1000 VA/800 W (MLV),
520 W (Hi-lume 1% LED driver, max. 13),
5 A (Tu-Wire fluorescent ballast)

Visit **lutron.com/compatibility** for our online compatibility tool.

Adjustable low-end trim.

XX[1]: Gloss color codes

Wallplates not included. Order separately.

* Works with standard mechanical 3-way switch

** Neutral wire connection required

† For multi-location applications, replace additional switches with Pico wireless remotes

†† **Neutral wire connection available, not required** (required for LED drivers, fluorescent ballasts, and interfaces)

Wireless in-wall electronic switches

- Offers large on and off buttons
- 2-wire switch ideal for retrofit applications
- Neutral wire switch ideal for higher wattages and lower minimum loads

Switches

Wireless in-wall electronic switch**

Multi-location†/3-way*/ single-pole 120V 6A light, 3.6A (1/4HP) fan	PD-6ANS-**XX**[1]

Wireless in-wall electronic switch PRO

Multi-location†/3-way*/ single-pole 120/277V 5A light, 3A fan	PD-5WS-DV-**XX**[1]

XX[1]: Gloss color codes
Wallplates not included. Order separately.

Fan controls

- Provides true control from each location with the Pico fan wireless remote
- Save fan speed preference with the "favorite" button
- 4 quiet fan speeds

Fan controls

Fan controls—quiet 4-speed

Multi-location/single-pole 120V 1.5A	PD-FSQN-**XX**[1]

Wireless plug-in lamp dimmer

- Features two receptacles for simultaneous control of two lamps
- Simply plugs into a standard wall receptacle for easy installation
- Can be converted to a switch for control of other lighting loads

Dimmable LED/CFL (screw-base) lamp dimmer

Incandescent/halogen lamp dimmer

Wireless plug-in LED+ lamp dimmer

Single-pole 120V 100W (LED/CFL), 300W (Inc)	PD-3PCL-WH

Visit **lutron.com/LEDfinder** for our online compatibility tool.

* Works with standard mechanical 3-way switch
** Neutral wire connection required
† For multi-location applications, replace additional switches with Pico wireless remotes

Outdoor Smart Plug

- Able to withstand all weather conditions
- IP66 certified
- Indicator LED light with status and error reporting available

Switching Module

Outdoor Smart Plug 120 V 15 A light, 1/2 HP motor/pump	PD-15OUT-BL

Motion sensor

- 10-year typical battery life
- 180 degree field of view
- Uses XCT technology for fine motion detection
- Occupancy/Vacancy models available

Motion sensor

Occupancy/Vacancy	PD-OSENS-WH
Vacancy only	PD-VSENS-WH

Pico wireless remote

- Only select models shown below, see Pico section for full family including Caséta PRO models

Pico wireless remotes

2-button	PJ2-2B-G**XX**[1]-L01
2-button raise/lower	PJ2-2BRL-G**XX**[1]-L01
3-button raise/lower	PJ2-3BRL-**XX**[3]-L01R
3-button raise/lower w/wallplate and wallbox adapter	PJ2-WALL-WH-L01
Wallbox adapter	PICO-WBX-ADAPT

Tabletop pedestals

Single pedestal	L-PED1-**XX**[2]
Dual pedestal	L-PED2-**XX**[2]
Trip pedestal	L-PED3-**XX**[2]
Quad pedestal	L-PED4-**XX**[2]

Car visor clip

Clip	PICO-CAR-CLIP

XX[1]: Available in Gloss colors
XX[2]: Available in Gloss White (WH) and Black (BL)
XX[3]: Available in Gloss White (WH) and Light Almond (LA)

Lutron Smart Hubs and **App**

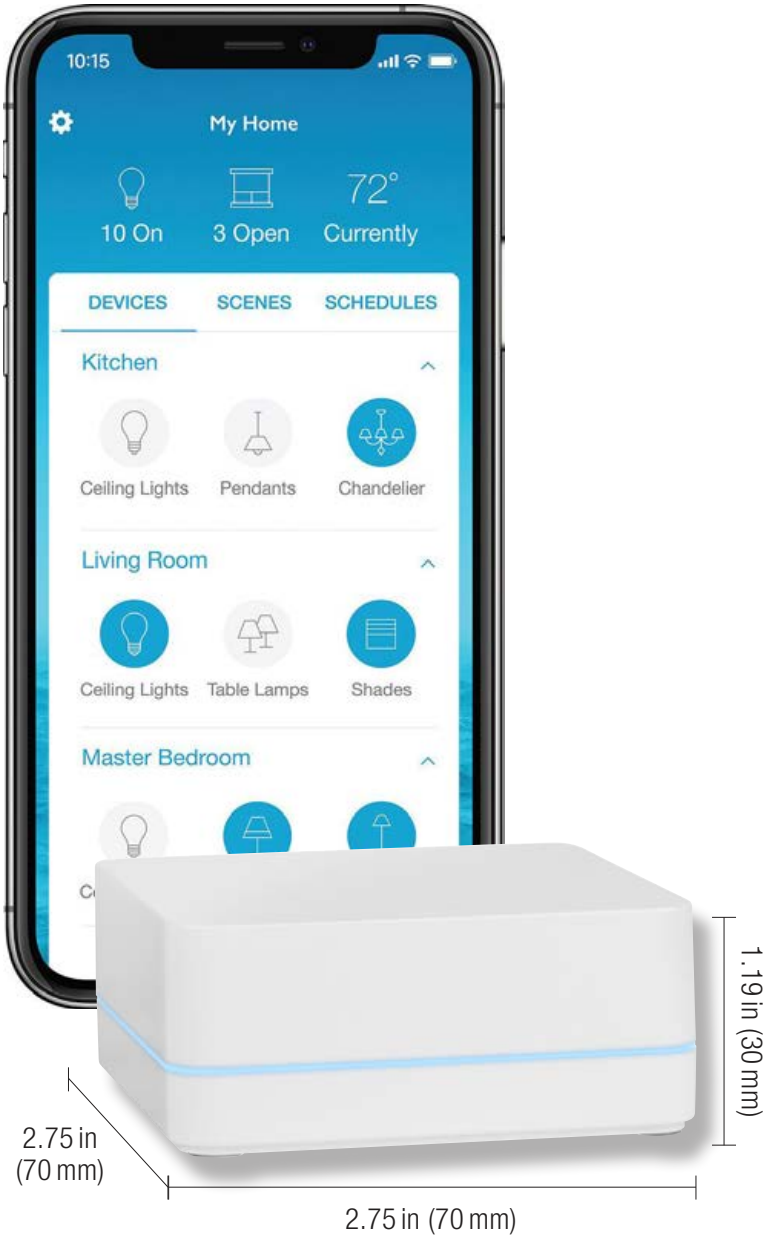

Shown actual size: Lutron Smart Hub and App

* HomeKit requires an iPhone, iPad, or iPod touch. Controlling HomeKit-enabled accessories from home also requires an Apple TV with Apple TV software. Check Apple's website to find requirements for supported iOS and Apple TV versions.

Product family features

- Allows for setup, control, and monitoring of Caséta Wireless devices and Lutron wireless shades from a smartphone, tablet, or wearable
- Supports Apple HomeKit* technology, which allows Caséta Wireless devices and Lutron wireless shades to be controlled by Siri
- Smart Hub uses Lutron reliable Clear Connect radio frequency (RF) technology, which provides reliable RF communication with Caséta Wireless dimmers and switches, Pico wireless remotes, and Lutron wireless shades
- Smart Hub supports up to 75 wireless devices (dimmers, switches, thermostats, remotes and/or shades); the Smart Hub counts as one device
- Lutron App provides:
  - Scene control
  - Timeclock scheduling of daily events
  - System access from anywhere in the world
  - Geofencing support
- Multi-home control
- Lutron App is required for programming and use of Smart Hub—compatible with iOS (7.0 or later) and Android (4.1 or later) devices
- Lutron App is compatible with other connected home solutions, such as smart thermostats and audio systems. For a full list visit **casetawireless.com/integration**.
- Smart Hub connects to Wi-Fi router via Ethernet (3 ft cable included); local device operation will continue to function if internet connection is lost
- Smart Hub PRO model supports Serena and Sivoia QS Triathlon shades, and integration with select A/V and security systems
- Smart Hub communicates at 434 MHz frequency and has an RF range of 30 ft (9 m) through walls and floors to other RF devices
- Smart Hub requires 120 V source for 5 V DC adapter (included)
- Smart Hub available in White

Smart Hub

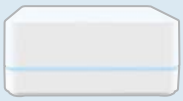

- Supports up to 75 wireless devices
- Connects to Wi-Fi router via Ethernet
- Supports Siri and HomeKit technology, and Serena shades

Smart Hub

Smart Hub with HomeKit technology	L-BDG2-WH

Lutron App

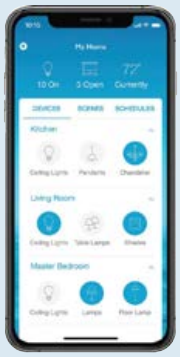

- Works in conjunction with the Smart Hub or Smart Hub PRO
- Controls lights, shades, and thermostats from anywhere
- Required to program and use Smart Hub

Lutron App

Download for free from the App Store or Google Play

Smart Hub PRO

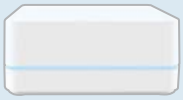

- Supports up to 75 wireless devices
- Connects to Wi-Fi router via Ethernet
- Supports Siri and HomeKit technology, and Serena and Sivoia QS wireless shades
- Allows integration with select A/V and security systems

Smart Hub PRO

Smart Hub PRO with HomeKit technology	L-BDGPRO2-WH

Smart Hub PRO with three Pico wireless remotes for audio, two single Pico pedestals, Pico wallbox adapter, and wallplate*

Smart Hub PRO with HomeKit technology	P-BDGPRO-PKG3AW

Wireless repeater

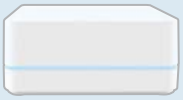

- Extends system range by up to 60 ft
- Only one per system
- Does not require Ethernet connection

Repeater

Wirelss repeater	PD-REP-WH

* Package available in White only

Serena battery-powered roller and honeycomb shades

Shown: Serena battery-powered roller shade

Shown: Serena battery-powered honeycomb shade

Product family features

- Battery-powered, wire-free, remote controlled shades
- Ultra-quiet operation
- Set multiple shades in motion with a single button press
- Adjust shades from anywhere in the home with a wireless remote or from anywhere in the world with the Lutron App and Smart Hub
- Radio frequency (RF) control uses Lutron Clear Connect RF technology
- RF shades communicate at 434 Hz frequency
- Lutron power technology utilizes a hybrid drive design and ultra-efficient standby power, which provides long battery life
- Cordless design creates a safe solution for homes with children and pets
- Shades are offered in a variety of fabrics, colors, textures, and opacities
- Manual version also available

For more information visit **lutron.com/serena**

Roller shades

This contemporary and stylish window treatment combines superior functionality with a clean and elegant aesthetic. The innovative headrail simply tips forward to reveal the battery tray, making changing the batteries effortless, without ever removing the shade.

Shades are available in a variety of fabric colors and textures. Choose from sheer, translucent, and blackout fabric options.

Sheer

- Open weaves preserve views to outside and filter sunlight
- Ideal for rooms where complete privacy is not necessary

Translucent

- Tighter weaves transform harsh daylight into a soft, filtered glow
- Provides increased privacy for spaces like bathrooms

Blackout

- Opaque fabrics block light from entering the space
- Ideal for bedrooms and media rooms to achieve complete privacy

Honeycomb shades

This stylish, functional, automated shade adds convenience, enhances décor, and saves energy. Air pockets trap heat to provide superior insulation for enhanced HVAC energy efficiency.

When selecting a shade fabric, you don't need to sacrifice fashion for function. Exclusive Tap n' Tilt technology makes changing the batteries effortless, without ever removing the shade. Whether you want to cut glare, add insulation, or block sunlight, you can choose from a beautiful palette of colors and textures that will meet those needs, all while adding a signature look to every space.

Light-filtering – Single-cell

- Transforms harsh daylight into a soft, filtered glow
- Provides varying levels of privacy from the outside
- Saves energy with insulating fabric and design

Light-filtering – Double-cell

- Allows some light to filter into the space
- Saves even more energy with double-cell insulating design

Room-darkening – Single-cell

- Blocks light from entering into a space
- Creates complete privacy from the outside
- Saves the most energy due to aluminum lining

Check out our wide range of colors at **lutron.com/Serena** or download the Lutron Fabric Collections app on the App Store.

Simple, scalable, wireless lighting control — Flexible control every step of the way

- Flexibility of the system allows you to design the building to meet your needs
  - The same suite of products allows you to design a simple, single-room solution or a fully integrated lighting management system
  - Multiple control options – combine individual fixture control and area control and easily match controls to any fixture package
  - Meet all of the latest energy codes and standards
- Less wiring reduces labor by 70%, and wireless technology makes setup as simple as pushing a button or using your smart device
- Monitor, adjust, and manage your system from any smart device to maximize your building's energy savings and occupant comfort

Transform existing buildings with wireless lighting control

Flexible, wireless controls and sensors
for simple, code-compliant design



Add wireless hubs
for centralized control and
integration (optional)

Simple-to-use software

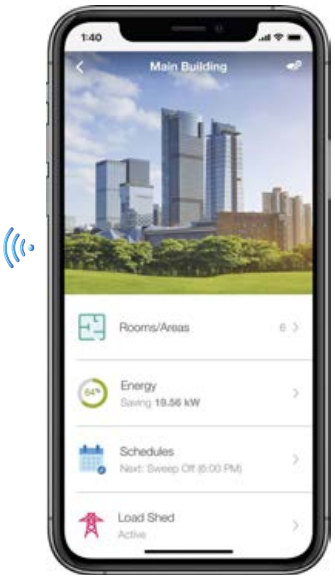

Vive software

Communication protocols

Clear Connect Wireless — Communicate via RF to control components

Wi Fi — Communicate via Wi-Fi to smart devices

Communicate with wired Ethernet to Vive hub

Scalable solutions — start small and grow

Vive wireless solutions offer a multi-strategy approach that accommodates your budget and performance needs now, and for the future of your building.

1



Single office space

Start by adding control in a single space and expand as budgets and occupant schedules allow.

2



Single floor

Expand to new areas or an entire floor at any time without reprogramming or replacing existing equipment.

3



Multiple floors

Duplicate the success of one floor across other floors as your business expands or tenants change. Control can be independent on each floor, or linked via Vive wireless hubs.

4

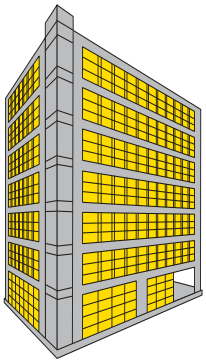

Entire building

Vive offers seamless integration to other building management systems to control every light in your building.

Choose any load and control type

Any control type

- **High-performance dimming with Lutron Hi-lume EcoSystem**
- **Other control types**
  - 0-10 V
  - Phase control
  - Switching
  - Contact closure output

Any load type

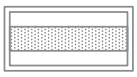

LED

Incandescent/ halogen

Fluorescent

Magnetic low voltage

Electronic low voltage

CFL



Receptacle

Vive wireless hub



Shown: Vive wireless hub and flush-mount adapter



Shown: Vive wireless hub external power supply

Shown: Vive software

Product family features

- Provides a connection point for up to 700 Lutron Vive devices, such as Vive Maestro Wireless dimmers/switches, Vive PowPak remote-mount modules, Vive PowPak wireless fixture control modules, Pico wireless remotes, Radio Powr Savr wireless occupancy/vacancy sensors, and Radio Powr Savr wireless daylight sensors
- Communicates with Vive devices via Lutron's reliable Clear Connect radio frequency (RF) technology
- Connects directly to any smartphone, tablet, or computer using built-in Wi-Fi
- Allows for easy programming with any Wi-Fi enabled iOS or Android compatible device using the free Lutron Vive app (available for download from the App Store or Google Play) or by using web-based software
- Supports timeclock events based on both sunrise and sunset, or fixed time of day
- Ethernet connection available to network multiple Vive hubs together and to provide native BACnet integration into the building management systems
- RF and Wi-Fi range of 71 ft (22 m); Pico wireless remotes and Radio Powr Savr wireless sensors communicate directly with load devices and must be located within 30 ft (9 m) of the device to which they are associated
- Communicates at 434 MHz frequency and 2.4 GHz
- Open ADR 2.0 compatible for integration with utilities for demand response/loadshed and code compliance
- API integration, native on the Vive hub, enables integration with third party devices, systems, and software. RESTful APIs are available over the ethernet
- To ensure system operates as expected, proactive alerts inform when batteries are low or devices may not be working

Vive wireless hub

- Starter hub supports 75 devices. Standard hub supports 700 devices
- Integrated multi-color LED provides feedback
- Flush-mount available for starter hub. Flush and surface mount options available for standard hub

Vive wireless hub with power supply and mounting adapter

Flush-mount starter hub (75)	HJS-0-FM
Flush-mount standard hub (700)	HJS-1-FM
Surface-mount standard hub (700)	HJS-1-SM

For HJS-1-FM and HJS-1-SM, please contact sales for a quote.

Premium Vive wireless hub

- Supports up to 700 Lutron wireless devices
- Allows for native BACnet integration into building management systems
- Integrated multi-color LED provides feedback
- Flush-mount or surface-mount options available

Premium Vive wireless hub with power supply and mounting adapter

Flush-mount adapter	HJS-2-FM
Surface-mount adapter	HJS-2-SM

Please contact sales for a quote.

Vive Vue software

- Facility management solution that provides the ability to tie multiple Vive hubs together in one software interface
- Allows ability to view status, control lights, and optimize building with a graphical floorplan
- Provides occupancy, usage, and energy information along with historical reports

Vive Vue software

Dashboard license	VIVE-VUE

Please contact sales for a quote.

Vive wireless hub replacement parts

Vive wireless hub external power supply	PS-J-20W-UNV
Surface-mount installation adapter	H-MOUNT-SM

Ethernet switches

16 port	ETH-SWITCH-16
24 port	ETH-SWITCH-24
24 port, 1 multi-mode fiber	ETH-SWITCH-24-1M
24 port, 2 multi-mode fiber	ETH-SWITCH-24-2M
24 port, 1 single-mode fiber	ETH-SWITCH-24-1S
24 port, 2 single-mode fiber	ETH-SWITCH-24-2S

All switches are unmanaged 10/100/1000 Mbps. This is a suggested, not holistic list. IT-provided gear that is equivalent or better is sufficient. Enterprise-level gear recommended.

Vive Maestro Wireless dimmers, switches, and sensors

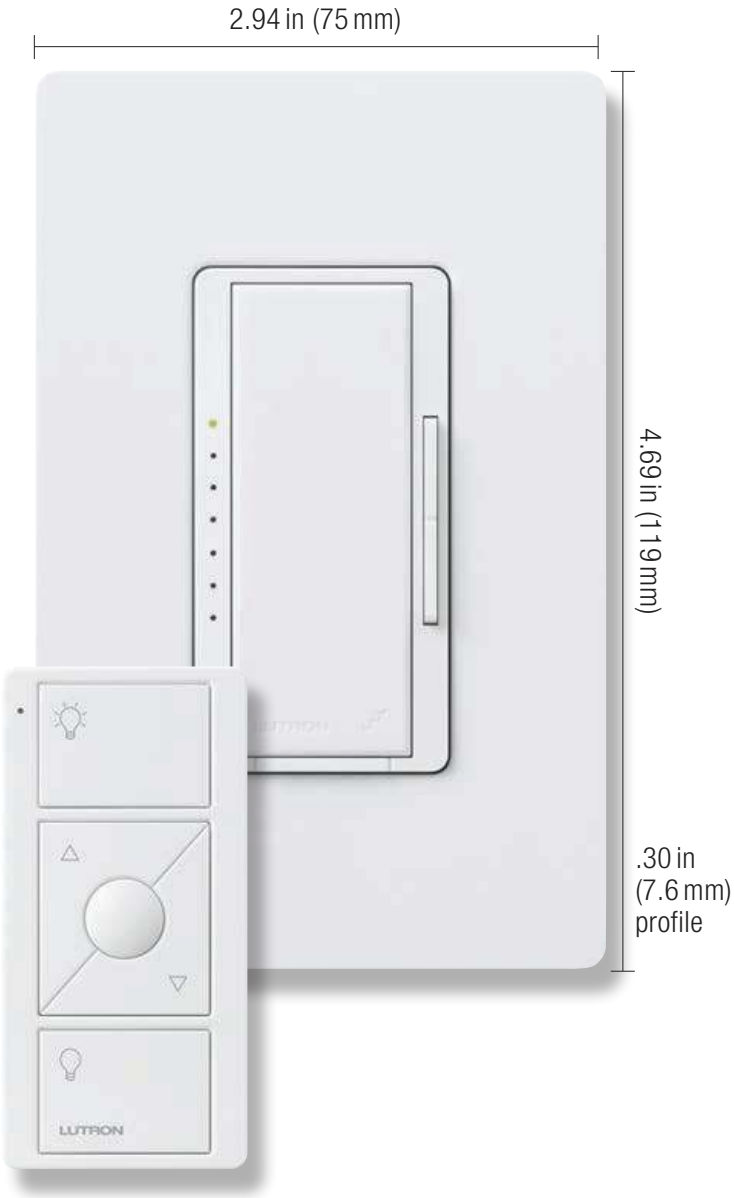

Shown actual size: Vive Maestro Wireless dimmer and 1-gang Claro wallplate in White (WH).

Shown actual size: Pico wireless remote in White (WH), W: 1.25 in (31.75 mm) x H: 2.63 in (66.80 mm) x D: .33 in (8 mm).

Product family features

- Uses Lutron Clear Connect radio frequency (RF) technology, which provides reliable RF communication with up to 10 Pico wireless remotes, up to 10 Radio Powr Savr wireless occupancy/vacancy sensors, 1 Radio Powr Savr wireless daylight sensor, and 1 Vive hub
- Compatible with the Vive wireless hub which enables a simple setup process using a standard web browser; also permits control and monitoring of all Vive devices
- C•L model available
- Communicates at 434 MHz frequency
- Coordinating Claro, Satin Finishes, and Stainless Steel wallplates only available separately
- Custom engraving available for wallplates. Visit **lutron.com/engraving** for more information

Control types

Single-pole (1 location)

Multi-location (up to 10 locations)

Wireless multi-location (up to 11 locations)

Direct load type compatibility

Dimmable LED/CFL lighting (screw-base)

Incandescent/halogen lighting

Magnetic low-voltage lighting

Electronic low-voltage lighting

LED lighting

Fluorescent lighting

Switched lighting/fan/motor

Load type requiring load interface

Neon/cold cathode lighting

Lighting load interfaces may be required for some load type, voltage, and capacity combinations.

Available finishes

Use **BOLD** color code in model number (Example: MRF2-600M-**PD**)

Gloss

WH
White

LA
Light Almond

AL
Almond

IV
Ivory

GR
Gray

BR
Brown

BL
Black

Satin Finishes

SW
Snow

BI
Biscuit

MI
Mist

TP
Taupe

RD
Signal Red

MN
Midnight

Metal wallplate*

SS
Stainless Steel

* Stainless Steel metal wallplate only available separately and includes black plastic trim/adapter, visible from side. Match with separate Black (BL) or Midnight (MN) controls.

Digital fade wireless dimmers

- Tap on to preset level; tap off
- Tap twice for full on
- Press, hold, and release for delayed fade-to-off
- Provides true dimming from each location with companion dimmers or Pico wireless remotes

Wireless electronic switches

- Tap switch on/off
- For multi-location switching, use one Vive Maestro Wireless switch with companion switches or Pico wireless remotes

Dimmable LED/CFL (screw-base) dimmer
Incandescent/halogen dimmer

Digital fade wireless LED+ dimmer

Multi-location/single-pole 120V 150W (LED/CFL), 600W (Inc)	MRF2S-6CL-**XX**[1]

Visit **lutron/LEDfinder** for our online compatibility tool.
Adjustable low-end trim.

Incandescent/halogen dimmer
Magnetic low-voltage dimmer
Hi-lume 1% 2-wire LED driver dimmer
Tu-Wire fluorescent ballast dimmer

Digital fade wireless dimmer—specification grade**

Multi-location/single-pole 120V 600W (Inc), 600VA/450W (MLV), 350W (Hi-lume 1% LED driver, max. 8), 5A (Tu-Wire fluorescent ballast)	MRF2S-6ND-120-**XX**[1]

Electronic low-voltage dimmer

Digital fade wireless dimmer**

Multi-location/single-pole 120V 600W	MRF2S-6ELV120-**XX**[1]

XX[1]: Gloss and Satin color codes
Wallplates not included. Order separately

Switches

Wireless electronic switch**

Multi-location/single-pole 120V 6A light, 3A fan (1/10HP)	MRF2S-6ANS-**XX**[1]

Wireless electronic switches—specification grade

Multi-location/ single-pole** 120V 8A light, 5.8A fan (1/4HP)	MRF2S-8ANS-120-**XX**[1]
Multi-location/ single-pole 120–277V 8A light, 3A fan (1/10HP) @ 120V only	MRF2S-8S-DV-**XX**[1]

MRF2S-8S-DV-WH with Radio Powr Savr wireless occupancy/vacancy sensor and wallplate†

Ceiling-mount sensor	MRF2S-1S8A-1OC MRF2S-1S8A-1VC*
Wall-mount sensor	MRF2S-1S8A-1OW
Corner-mount sensor	MRF2S-1S8A-1OK
Hallway sensor	MRF2S-1S8A-1OH
Wall-mount sensor 2 switches	MRF2S-2S8A-1OW

* **Vacancy only**
** **Requires neutral wire connection**
† **Packages available in White only**

Companion controls

- For use with multi-location controls only; use up to nine companion controls with only one Vive Maestro Wireless multi-location dimmer or switch

Companion controls

Companion controls	
Companion dimmer	MA-R-**XX**[1]
120V	MSC-AD-**XX**[2]
Companion switch	MA-AS-**XX**[1]
120V	MSC-AS-**XX**[2]

In-wall sensors

- Easy to install; directly replaces an existing control in a wallbox
- Combines occupancy sensing, manual control, and system connectivity in one piece of hardware
- Easily add additional wall controls and sensors without running any new wires
- Connect to a Vive wireless hub for system features such as timeclock, energy reporting, and demand response/load shed
- Lutron XCT technology for superior sensitivity prevents false ons and false offs

0-10V LED/fluorescent fixture dimmers

0-10V dimmer occupancy/vacancy sensor	
Multi-location/single-pole 120/277V 8A, 50mA max. control current	MRF2S-8SD010-**XX**[3]

0-10V dimmer vacancy sensor	
Multi-location/single-pole 120/277V 8A, 50mA max. control current	MRF2S-8SDV010-**XX**[3]

Switches

PIR occupancy/vacancy sensor switch	
Multi-location/single-pole 120/277V 8A light 4.4A fan	MRF2S-8SS-**XX**[3]

PIR vacancy sensor switch	
Multi-location/single-pole 120V/277V 8A light 4.4A fan	MRF2S-8SSV-**XX**[3]

XX[1]: Gloss color codes
XX[2]: Satin color codes
XX[3]: Gloss and satin color codes

Wallplates not included. Order separately

Vive PowPak modules



3.94 in (100 mm)

2.82 in (72 mm)

1.25 in (32 mm) depth

Shown actual size: Vive PowPak dimming module for 0-10 V control

1.5 in (38 mm) diameter

0.65 in (17 mm) profile

Shown actual size: PowPak fixture occupancy/daylight sensor in White (WH)

Product family features

- Uses Lutron Clear Connect radio frequency (RF) technology, which provides reliable RF communication with up to 10 Pico wireless remotes, 10 Radio Powr Savr occupancy/vacancy sensors, 1 Radio Powr Savr wireless daylight sensor*, and 1 Vive wireless hub
- Compatible with Vive hub, which enables a simple setup process using the Vive app or a standard web browser; also permits control and monitoring of all Vive devices
- Mounts through a 1/2" NPT trade size knock-out to a junction box or to a fixture
- Can also be mounted inside of a standard 4" x 4" junction box
- RF range of 60 ft (18 m) line-of-sight, 30 ft (9 m) through walls and floors to other compatible RF devices
- Communicates at 434 MHz frequency
- Also available in Emergency Models for use in control of emergency lighting

Direct load type compatibility

PowPak dimming modules

- Incandescent/halogen lighting
- Magnetic low-voltage lighting
- Electronic low-voltage lighting
- LED lighting
- Fluorescent
- Neon/cold cathode lighting

PowPak relay modules

- Switched lighting/fan/motor
- Receptacles

PowPak contact closure module

- Low-voltage resistive

* Vive PowPak 20 A relay module is not compatible with the Radio Powr Savr wireless daylight sensor.

Dimming module for 0 –10 V control

- 0–10 V analog control is widely used in the fixture industry
- Automatically adjusts to both sink and source LED and fluorescent fixtures

0–10 V LED/fluorescent fixture dimming module

Vive PowPak dimming module for 0–10 V control	
60 mA max control current 347 V 5 A	RMJS-5T-347
Emergency model, 60 mA max control current, 347 V 5 A	RMJS-5T-347-EM
60 mA max control current 120/277 V 8 A	RMJS-8T-DV-B
60mA max control current 120/277 V 8 A	RMJS-8TN-DV-B
Emergency model, 60mA max control current, 120/277 V 8 A	RMJS-8T-DV-B-EM

Compatible with any IEC 60929 Annex E compliant driver or ballast.

EcoSystem/DALI

- Compatible with any Lutron EcoSystem LED driver or ballast for high-performance dimming and control
- Multiple drivers/ballasts connected to control module will always work together as a single zone

EcoSystem LED/driver fluorescent ballast fixture dimming module

Vive PowPak single zone	
32 drivers/ballasts 120/277 V	RMJS-ECO32-SZ

Phase select dimming module

- 120/277 V voltage phase control for various dimmable fixture types: LED, fluorescent 2-wire fixtures, ELV/MLV track lighting, neon/cold cathode light
- PRO LED+ technology, enables forward or reverse-phase control for optimal dimming down to as low as 1%
- RTISS technology compensates for incoming line variations such as frequency shifts, harmonics, and line noise

Phase selectable dimming module

Vive PowPak phase selectable dimming module,	
450 W Inc/ELV/LED reverse (120 V/277 V), 400 VA fluorescent (120 V/277 V), 400 VA MLV/LED forward (120 V/277 V), NEMA LED SSL7 (120 V only)	RMJS-PNE-DV
Emergency model, 450 W Inc/ELV/LED reverse (120 V/277 V), 400 VA fluorescent (120 V/277 V), 400 VA MLV/LED forward (120 V/277 V), NEMA LED SSL7 (120 V only)	RMJS-PNE-DV-EM

Vive PowPak wireless fixture control modules

Relay modules

- General purpose switch controls lighting, fan, and motor loads
- Uses patented Softswitch technology to extend relay life to average 1,000,000 cycles
- Available with dry contact closure output for integration with third-party equipment; provides occupancy status

Switching module

Vive PowPak relay modules	
5 A (1/6 HP – 120 V, 1/3 HP – 277 V) 120/277 V	RMJS-5R-DV-B
5 A - 347 V	RMJS-5R-347
Emergency model, 5 A - 347 V	RMJS-5R-347-EM
5 A (1/6 HP – 120 V, 1/3 HP – 277 V) 120/277 V with contact closure output	RMJS-5RCCO1-DV-B
16 A (1/2 HP – 120 V, 1 1/2 HP – 277 V) 120/277 V	RMJS-16R-DV-B
Emergency model, 16 A (1/2 HP - 120 V, 1 1/2HP - 277 V) 120/277 V	RMJS-16R-DV-B-EM
16 A (1/2 HP – 120 V, 1 1/2 HP – 277 V) 120/277 V with contact closure output	RMJS-16RCCO1-DV-B
20 A (1 HP – 120 V, 2 HP – 277 V) 120/277 V*	RMJS-20R-DV-B
20 A (1 HP – 120 V, 2 HP – 277 V) 120/277 V with contact closure output*	RMJS-20RCCO1DVB

Vive PowPak contact closure module	
1 contact closure output 24 V AC/DC	RMJS-CCO1-24-B

Wireless fixture control module with EcoSystem

- EcoSystem is engineered and tested to guarantee 100% compatibility between controls, drivers, ballasts, and sensors

EcoSystem LED driver/fluorescent ballast fixture control module

Vive PowPak wireless fixture control module with EcoSystem**	
3 drivers/ballasts 120–277 V	FCJS-ECO
Emergency model, 3 drivers/ballasts 120-277 V	FCJS-ECO-EM
8 Pack	FCJS-ECO-BULK8

* Vive PowPak 20 A relay modules are not compatible with the Radio Powr Savr wireless daylight sensor.

** Use with PowPak fixture sensor (on next page) or with Radio Powr Savr wireless sensors

Wireless fixture control module for 0–10V control

- 0–10V analog control is widely used in the fixture industry
- Automatically adjusts to both sink and source LED and fluorescent fixtures

0–10V LED/fluorescent fixture control module

Vive PowPak wireless fixture control module for 0–10V control*

6mA max control current 120–277V	FCJS-010
Emergency model, 6mA max control current, 120-277V	FCJS-010-EM
8 Pack	FCJS-010-BULK8

Compatible with any IEC 60929 Annex E compliant driver or ballast.

Occupancy/daylight sensor

- Auto-on/auto-off, manual on/auto-off
- 360° field-of-view
- Daylighting via Lutron reliable closed loop proportional control
- Vacancy model is Title 24 compliant proportional control

Occupancy/daylight sensor

Ceiling- or fixture-mount	FC-SENSOR FC-VSENSOR*

Fixture sensor major motion coverage range		
Ceiling height	Maximum room dimensions for complete floor coverage	Square feet
8ft (2.4m)	16 X 16ft (4.9 X 4.9m)	275ft^2 (25.5m^2)
9ft (2.7m)	17 X 17ft (5.2 X 5.2m)	300ft^2 (27.8m^2)
10ft (3.0m)	18 X 18ft (5.5 X 5.5m)	325ft^2 (30.2m^2)
12ft (3.7m)	19 X 19ft (5.8 X 5.8m)	375ft^2 (34.8m^2)

* Vacancy-only model

Vive wireless receptacles

Shown actual size: Vive split wireless 15 A receptacle and 1-gang Claro wallplate in White (WH).

Available finishes

Use **BOLD** color code in model number (Example: CAR2S-15-STR-**WH**)

Gloss finishes

WH
White

LA
Light Almond

BL
Black

Product family features

- Radio-frequency (RF) receptacle with built-in control/antenna used for switching general purpose loads
- May be used to control, but is not limited to, monitors, fans and humidifiers*
- Uses Lutron Clear Connect radio frequency (RF) technology, which provides reliable RF communication with up to 10 Pico wireless remotes, up to 10 Radio Powr Savr wireless occupancy/vacancy sensors, and 1 Vive wireless hub
- Features adaptive switching, which maximizes relay life by switching at the point of minimum energy on the AC power curve
- Capable of controlling receptacles downstream
- Compatible with the Vive wireless hub, which enables a simple setup process using a standard web browser; also permits control and monitoring of all Vive devices
- Available in both 15 A and 20 A versions, and in both duplex and split models
- Includes tamper-resistant shutter mechanism
- RF range of 60 ft (18 m) line-of-sight, 30 ft (9 m) through walls and floors to other compatible RF devices
- Communicates at 434 MHz frequency
- Coordinating Claro and Stainless Steel wallplates only available separately
- Custom engraving available for wallplates. Visit **lutron.com/engraving** for more information.

Direct load type compatibility

Switched lighting/fan/motor

*Not intended for control of permanently installed lighting fixtures or loads that present a hazard if automatically energized.

Split wireless receptacle

- Only top outlet is controlled
- Available in 15 A or 20 A version
- Wallplate sold separately

Duplex wireless receptacle

- Both outlets are controlled
- Available in 15 A or 20 A version
- Wallplate sold separately

Switched lighting/fan/motor

Split wireless receptacle

15 A 120 V	CAR2S-15-STR-**XX**[1]
20 A 120 V	CAR2S-20-STR-**XX**[1]

Switched lighting/fan/motor

Duplex wireless receptacle

15 A 120 V	CAR2S-15-DTR-**XX**[1]
20 A 120 V	CAR2S-20-DTR-**XX**[1]

XX[1]: Gloss color codes

Pico wireless remotes

Shown actual size: Pico wireless remote, 3-button with raise/lower in White (WH)

Product family features

- Wireless master control from any location
- **Requires compatible receiving device** (sold separately)
- Available in a variety of colors and button configurations with predetermined button labeling (4-button zone and scene remotes available with custom labeling)
- Nightlight models offer a continuously soft-glowing LED that allows the remote to be easily located in the dark
- Control a single light, group of lights, plug load, or audio system
- Can be wall-mounted, mounted on a tabletop pedestal, kept on a car visor clip, or used as a handheld control; adhesive-mount for standalone wall mounting included with Pico wireless remote; all other mounting accessories sold separately
- Simple to install in single- or multi-gang applications with Claro
- Battery included; 10-year battery life (3-year battery life with nightlight model)
- Communicates via Lutron Clear Connect radio frequency (RF) technology to other wireless devices, including: GRAFIK T, PowPak plug-in, Caséta Wireless, Vive Maestro Wireless, Vive PowPak, Vive wireless receptacles, and Serena battery-powered shades
- RF range of 60 ft (18 m) line-of-sight, 30 ft (9 m) through walls and floors to other compatible RF devices
- Operates at 434 MHz frequency
- All Pico models work with every wireless system; Caséta models only work with Caseta systems

Available finishes

Use **BOLD** color code in model number (Example: PJ2-3BRL-G**WH**-L01)

Gloss

(available for most button configurations)

WH
White

WG
White/Gray

IV
Ivory

LA
Light Almond

BL
Black

All models, shown in white

2-button
(light)

2-button
(appliance)

2-button
with raise/lower

2-button
with nightlight

3-button

3-button
with raise/lower

3-button
with raise/lower
with nightlight

4-button

Pedestal Gloss

WH
White

BL
Black

2-button wireless remotes

- On/off
- Light icon or text labeling
- Available with nightlight

Pico wireless remotes

2-button	
Light icon	PJ2-2B-G**XX**[1]-L01
Appliance icon	PJ2-2B-G**XX**[1]-L02

Pico wireless remote with nightlight

2-button	
Light icon	PJN-2B-G**XX**[1]-L01

2-button with raise/lower wireless remotes

- On/off and raise/lower

Pico wireless remotes

2-button with raise/lower	
Light icon	PJ2-2BRL-G**XX**[1]-L01

XX[1]: Available in Gloss colors
XX[2]: Available in Gloss White (WH) and Black (BL)
XX[3]: Available in Gloss White (WH) and Light Almond (LA)

3-button wireless remotes

- On/off and preset button
- Light icon labeling

Pico wireless remote

3-button	
Light icon	PJ2-3B-G**XX**[1]-L01

3-button with raise/lower wireless remotes

- On/off, raise/lower, and preset button
- Available with nightlight

Pico wireless remotes

3-button with raise/lower	
Light icon	PJ2-3BRL-G**XX**[1]-L01
Audio text	PJ2-3BRL-G**XX**[2]-A02

Caséta Wireless Pico wireless remote

3-button with raise/lower	
Light icon	PJ2-3BRL-**XX**[3]-L01R

3-button with raise/lower with wallplate and wallbox adapter	
Light icon	PJ2-WALL-WH-L01

Pico wireless remote with nightlight

3-button with raise/lower	
Light icon	PJN-3BRL-G**XX**[1]-L01

4-button scene wireless remotes

- Light icon model offers 3 scenes and off
- Custom model offers 4 scenes and custom labeling

Pico wireless remotes

4-button scene	
Light icon	PJ2-4B-G**XX**[1]-L31
Custom	PJ2-4B-G**XX**[1]-EL2

Caséta Wireless Pico wireless remote PRO

4-button scene (3-scene control)	
Light icon	PJ2-4B-**XX**[1]-L31P

4-button 2-group wireless remotes

- On/off (open/close) for two groups of lights/shades

Pico wireless remotes

4-button 2-group	
Light icon	PJ2-4B-G**XX**[1]-L21

Caséta Wireless Pico wireless remote PRO

4-button 2-group (switch control)	
Light icon	PJ2-4B-**XX**[1]-L21P

XX[1]: Available in Gloss White (WH), Black (BL), Ivory (IV), and Light Almond (LA)
XX[2]: Available in Gloss White (WH) and Black (BL)

4-button zone wireless remotes

- On/off and raise/lower
- Light icon labeling
- Custom labeling available

Pico wireless remotes

4-button zone	
Light icon	PJ2-4B-G**XX**[1]-L01
Custom	PJ2-4B-G**XX**[1]-EL1

Caséta Wireless Pico wireless remote PRO

4-button zone (dimming control)	
Light icon	PJ2-4B-**XX**[1]-L01P

Accessories

Screw-mount kit	
Mounting kit	PICO-SM-KIT

Kit recommended for standalone mounting; includes screws to be used for permanent mounting and/or mounting to non-smooth surfaces.

Wallbox adapter	
Adapter	PICO-WBX-ADAPT

Adapter allows the Pico wireless remote to be installed over an existing wallbox.

Adapter to be used with Claro wallplates.

Tabletop pedestals	
Single pedestal	L-PED1-**XX**[2]
Dual pedestal	L-PED2-**XX**[2]
Triple pedestal	L-PED3-**XX**[2]
Quad pedestal	L-PED4-**XX**[2]

Car visor clip	
Clip	PICO-CAR-CLIP

Radio Powr Savr wireless occupancy/vacancy sensors

Recess mounting bracket (sold separately)

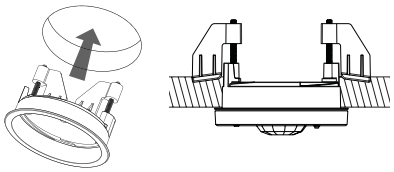

Allows ceiling-mount sensor to sit flush with ceiling

Flexible mounting armature (sold separately)

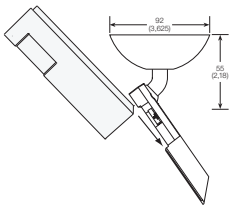

Product family features

- Simple installation with no wiring
- Battery included; 10-year battery life design
- **Requires compatible receiving device** (sold separately)
- Communicates via Lutron reliable Clear Connect radio frequency (RF) technology to Lutron wireless devices including: GRAFIK T, PowPak plug-in, Vive Maestro Wireless, Vive PowPak, Vive wireless receptacles
- Passive infrared (PIR) with exclusive Lutron XCT technology for fine motion detection
- 360º coverage
- Timeout options include 1, 5, 15, and 30 minutes
- Multiple sensors can be added for extended coverage—refer to receiving device product specification submittals to determine system limits
- For indoor use only; temperature: 32° F–104° F (0° C–40° C)
- Mount within 60 ft (18 m) line-of-sight or 30 ft (9.1 m) through walls of the receiving devices
- Communicates at 434 MHz frequency
- Available in White (WH)
- Sensors in this section are compatible with all wireless systems except Caséta; see the Caséta section for the Caséta wireless sensor

Shown actual size: Radio Powr Savr wireless ceiling-mount and wireless wall-mount occupancy/vacancy sensor in White (WH).

Occupancy/vacancy sensor

- Auto-on/auto-off, manual on/auto-off or auto-on low light/auto-off
- High, medium, and low sensitivity settings
- 360° field-of-view
- Recommended 8-12 ft ceilings

Occupancy/vacancy sensor

Ceiling mount	LRF2-OCR2B-P-WH LRF2-VCR2B-P-WH (t)

Accessories

Accessory kit 10 temporary mounting strips and 10 PIR lens masks	L-CMDPIRKIT
Recess-mounting bracket	L-CRMK-WH

Occupancy/vacancy sensors

- Auto-on/auto-off, manual on/auto-off
- High, medium, and low sensitivity settings
- Wall mount: 180° field-of-view
- Corner mount: 90° field-of-view
- Hallway: Long, narrow field-of-view for deeper coverage

Occupancy/vacancy sensors

Wall mount	LRF2-OWLB-P-WH
3000 ft²	LRF2-VWLB-P-WH (t)
Corner mount	LRF2-OKLB-P-WH
2500 ft²	LRF2-VKLB-P-WH (t)
Hallway	LRF2-OHLB-P-WH
See below	LRF2-VHLB-P-WH (t)

Accessories

Flexible mounting armature	LRF-ARM-WH

Wireless ceiling-mount sensor major motion coverage range

Ceiling height	Maximum room dimensions for complete floor coverage	Square feet
8 ft (2.4 m)	18 x 18 ft (5.5 x 5.5 m)	324 ft² (30.2 m²)
9 ft (2.7 m)	20 x 20 ft (6.1 x 6.1 m)	400 ft² (37.2 m²)
10 ft (3.0 m)	22 x 22 ft (6.7 x 6.7 m)	484 ft² (44.9 m²)
12 ft (3.7 m)	26 x 26 ft (7.9 x 7.9 m)	676 ft² (62.4 m²)

Hallway mount major motion coverage

Width of hall	Length of hall
6 ft (1.6 m) or less	50 ft (15.2 m)
8 ft (2.4 m)	100 ft (30.5 m)
10 ft (3.06 m) or more	150 ft (1.6 m)

† Vacancy-only model

Radio Powr Savr wireless daylight sensor



Shown actual size: Radio Powr Savr wireless daylight sensor in White (WH).

Product family features

- Simple installation with no wiring
- Battery included; 10-year battery life design
- **Requires compatible receiving device** (sold separately)
- Communicates via Lutron reliable Clear Connect radio frequency (RF) technology to Lutron wireless devices including: GRAFIK T, PowPak plug-in, Vive Maestro Wireless, and Vive PowPak
- Detects light level and relays information back to compatible RF devices
- Designed to give a linear response to changes in perceived light level
- Daylight compensation through Lutron reliable open loop proportion control
- Light range 0–1600 lx (0–150 fc)
- Limit 1 sensor per RF device; 1 sensor can be associated with up to 10 compatible RF devices
- Mount within 60 ft (18 m) line-of-sight or 30 ft (9.1 m) through walls, of the receiving devices
- Built-in test mode and temporary mounting hardware (included) allows for optimum sensor placement and coverage
- For indoor use only; temperature: 32° F–104° F (0° C–40° C)
- Communicates at 434 MHz frequency
- Available in White (WH)

Daylight sensor

- Detects light level and relays information back to compatible radio frequency devices
- Designed to give a linear response to changes in perceived light level

Daylight sensor	
Ceiling mount	LRF2-DCRB-WH

Mounting Location

Determine the daylight sensor mounting location using the diagram below:

- Place the daylight sensor so the viewing area is centered on the nearest window at a distance from the window of 1 to 2 times the effective window height (H)
- The effective window height (H) starts at the window sill or 3 ft (1 m) up from the floor, whichever is higher, and ends at the top of the window
- Do not position the daylight sensor in the well of a skylight or above indirect lighting fixtures
- For narrow areas where the daylight sensor cannot be placed 1 H–2 H from windows, place sensor near windows facing into space

Location for average size areas

Arrow points toward the area viewed by the sensor (toward windows)

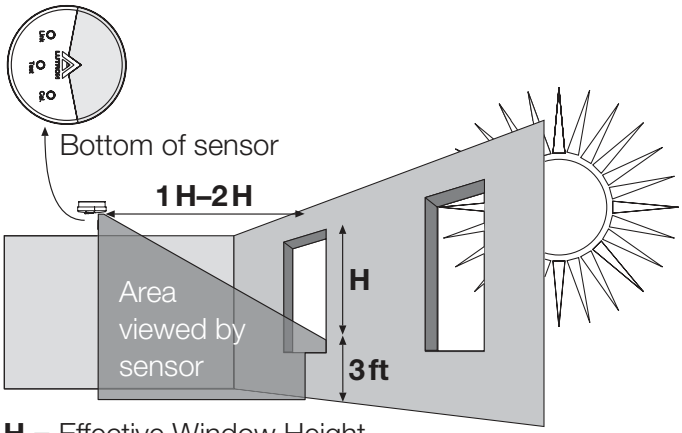

H = Effective Window Height

Location for narrow areas (corridors, private offices)

Arrow points toward the area viewed by the sensor (away from window)



Ganging and derating

Derating Table 1

New Architectural | GRAFIK T, GRAFIK T phase selectable
Architectural | Nova T☆ LED+
Designer | Caséta Wireless LED+, Caséta Wireless ELV+, Caséta Wireless PRO, Diva LED+, Diva reverse-phase, Luméa LED+, Maestro LED+, Maestro LED+ sensor, Skylark LED+, Skylark reverse-phase, Skylark Contour LED+, Skylark Contour reverse-phase, Sunnata LED+, Vive Maestro Wireless LED+
Traditional | Ariadni LED+

Load types can be mixed on these dimmers (example: LED and incandescent); however, the total allowable wattage must be calculated based on the wattage of the combined load types and the number of fins broken on the dimmer.

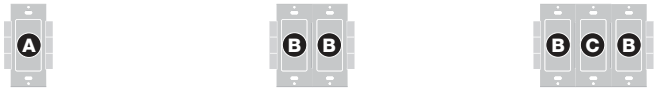

150 W LED+ dimmers

Total LED/CFL Wattage Installed (Wattage per bulb x # of bulbs) LED CFL		Maximum Allowable Incandescent/Halogen Wattage INC/HAL		
		No sides removed	1 side removed	2 sides removed
0 W	+	600 W	500 W	400 W
1 W – 25 W	+	500 W	400 W	300 W
26 W – 50 W	+	400 W	300 W	200 W
51 W – 75 W	+	300 W	200 W	100 W
76 W – 100 W	+	200 W	100 W	50 W
101 W – 125 W	+	100 W	50 W	0 W
126 W – 150 W	+	0 W	0 W	0 W

Note: There is no wattage reduction when controlling only LED or CFL.

250 W LED+ (Ariadni, Diva, and GRAFIK T) and reverse-phase (Nova T☆) dimmers

Total LED/CFL Wattage Installed (Wattage per bulb x # of bulbs) LED CFL		Maximum Allowable Incandescent/Halogen Wattage INC/HAL		
		No sides removed	1 side removed	2 sides removed
0 W	+	600 W	500 W	400 W
1 W – 40 W	+	500 W	400 W	300 W
41 W – 80 W	+	400 W	300 W	200 W
81 W – 120 W	+	300 W	200 W	100 W
121 W – 160 W	+	200 W	100 W	50 W
161 W – 200 W	+	100 W	50 W	0 W
201 W – 250 W	+	0 W	0 W	0 W

Note: There is no wattage reduction when controlling only LED or CFL.

250 W PRO LED+ (Maestro)

Total LED/CFL Wattage Installed (Wattage per bulb x # of bulbs) LED		Maximum Allowable Incandescent/Halogen Wattage		
		Not ganged	End of gang	Middle of gang
0 W	+	500 W	400 W	300 W
1 W – 50 W	+	400 W	300 W	200 W
51 W – 100 W	+	300 W	200 W	100 W
101 W – 150 W	+	200 W	100 W	0 W
151 W – 200 W	+	100 W	0 W	N/A
201 W – 250 W	+	0 W	N/A	N/A

Derating Table 1 (continued)

New Architectural | GRAFIK T LED+ , GRAFIK T phase selectable
Architectural | Nova T☆ LED+
Designer | Caséta Wireless LED+, Caséta Wireless ELV+, Caséta Wireless PRO, Diva LED+, Diva reverse-phase, Luméa LED+, Maestro LED+, Maestro LED+ sensor, Skylark LED+, Skylark reverse-phase, Skylark Contour LED+, Skylark Contour reverse-phase, Sunnata LED+, Vive Maestro Wireless LED+
Traditional | Ariadni LED+

250 W LED+ (Nova T☆) and PRO dimmers

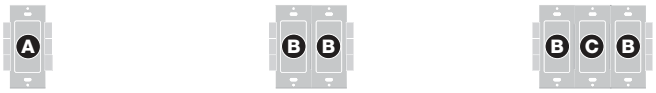

Total LED/CFL Wattage Installed (Wattage per bulb x # of bulbs)		Maximum Allowable Incandescent/Halogen Wattage		
		No sides removed	1 side removed	2 sides removed
0 W	+	1000 W	800 W	600 W
1 W – 40 W	+	800 W	600 W	500 W
41 W – 80 W	+	600 W	500 W	400 W
81 W – 120 W	+	500 W	400 W	300 W
121 W – 160 W	+	400 W	300 W	200 W
161 W – 200 W	+	300 W	200 W	100 W
201 W – 250 W	+	0 W	0 W	0 W

Note: There is no wattage reduction when controlling only LED or CFL.

Phase selectable, ELV+, and reverse-phase (Diva and Skylark Contour) dimmers

Total LED/CFL Wattage Installed (Wattage per bulb x # of bulbs)		Maximum Allowable Incandescent/Halogen Wattage		
		No sides removed	1 side removed	2 sides removed
0 W	+	500 W	400 W	300 W
1 W – 40 W	+	400 W	300 W	200 W
41 W – 80 W	+	300 W	200 W	100 W
81 W – 120 W	+	200 W	100 W	50 W
121 W – 160 W	+	100 W	50 W	25 W
161 W – 200 W	+	50 W	0 W	0 W
201 W – 250 W	+	0 W	0 W	0 W

Note: There is no wattage reduction when controlling only LED or CFL.

Ⓐ = no sides removed
Ⓑ = 1 side removed
Ⓒ = 2 sides removed

Ganging and derating

Derating Table 2

New Architectural | GRAFIK T
Architectural | Nova T☆

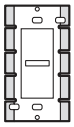
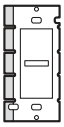
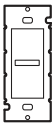

	No fins broken	1 fin broken	2 fins broken
Dimmers			
Incandescent			
GRAFIK T	500 W	400 W	300 W
Nova T☆	600 W	500 W	300 W
GRAFIK T	600 W	500 W	400 W
Nova T☆ LED+	1000 W	800 W	600 W
Nova T	1000 W	900 W	700 W
Nova T☆	1500 W	1250 W	1000 W
Nova T☆	1950 W	N/A	N/A
Magnetic low-voltage			
GRAFIK T	400 VA/300 W	No derating	No derating
Nova T☆	600 VA/450 W	500 VA/400 W	300 VA/200 W
Nova T☆	1000 VA/800 W	900 VA/700 W	700 VA/550 W
Nova T☆ (277 V)	1000 VA/1200 W	900 VA/1000 W	700 VA/800 W
Electronic low-voltage			
Nova T☆	300 W	300 W	250 W
GRAFIK T	500 W	400 W	300 W
Nova T☆	600 W	500 W	400 W

New Architectural | GRAFIK T
Architectural | Nova T☆

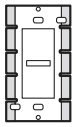
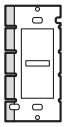
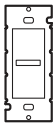

	No fins broken	1 fin broken	2 fins broken
Dimmers (continued)			
Dimmable LED/CFL (screw-base)			
GRAFIK T	150 W	No derating	No derating
GRAFIK T, Nova T☆	250 W	No derating	No derating
2-wire LED			
GRAFIK T, Nova T☆	10 drivers/400 W	No derating	No derating
3-wire LED/fluorescent			
Nova T☆	6 A	No derating	No derating
Nova T☆	8 A	No derating	No derating
Nova T☆	16 A	No derating	No derating
Tu-Wire fluorescent			
GRAFIK T	3.3 A	No derating	No derating
Nova T☆	5 A	4 A	3.3 A
0–10 V fixture			
Nova T☆ – no power pack	8 A/30 mA	No derating	No derating
Magnetic fluorescent			

Fan controls			
Quiet 3-speed			
Nova T☆	1.5 A	No derating	No derating
Fully variable			
Nova T☆	6 A	4.2 A	2.5 A
Nova T☆	12 A	10 A	8.3 A

Switches			
Electronic (light/fan)			
GRAFIK T (light/fan)	5 A/3 A	4.2 A/3 A	3.3 A/3 A
Mechanical			
Nova T☆	20 A	No derating	No derating

Derating Table 3

Designer | Caséta Wireless, Diva, Luméa, Maestro, Skylark, Skylark Contour, Sunnata, Vive Maestro Wireless

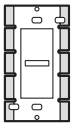
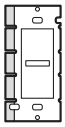
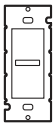

	No fins broken	1 fin broken	2 fins broken
Dimmers			
Dimmable LED/CFL (screw-base)			
Caséta Wireless, Diva, Luméa, Maestro, Maestro sensor, Skylark, Skylark Contour, Sunnata	150 W	No derating	No derating
Caséta Wireless, Diva, Skylark Contour	250 W	No derating	No derating
Maestro PRO	250 W	200 W	150 W
Incandescent			
Caséta Wireless, Diva, Skylark Contour	500 W	400 W	300 W
Caséta Wireless, Diva, Luméa, Maestro, Maestro sensor, Skylark, Skylark Contour, Sunnata, Vive Maestro Wireless	600 W	500 W	400 W
Caséta Wireless, Diva, Maestro, Skylark, Skylark Contour	1000 W	800 W	650 W
Incandescent (dual dimmer)			
Maestro, Skylark (light/light)	300 W/300 W	250 W/250 W	200 W/200 W
Incandescent (dual dimmer/switch)			
Maestro (light/light and fan)	300 W/2.5 A	250 W/2 A	200 A/1.5 A
Incandescent (dual dimmer/timer)			
Maestro (light/light and fan)	300 W/2.5 A	250 W/2 A	200 A/1.5 A
Magnetic low-voltage			
Caséta Wireless	400 VA/300 W	No derating	No derating
Diva, Maestro, Skylark, Skylark Contour, Vive Maestro Wireless	600 VA/450 W	500 VA/400 W	400 VA/300 W
Caséta Wireless, Diva, Maestro	1000 VA/800 W	800 VA/650 W	650 VA/500 W
Electronic low-voltage			
Diva, Skylark, Skylark Contour	300 W	250 W	200 W
Caséta Wireless, Diva, Skylark Contour	500 W	400 W	300 W
Maestro, Vive Maestro Wireless	600 W	500 W	400 W

Derating Table 3 (continued)

Designer | Caséta Wireless, Diva, Luméa, Maestro, Skylark, Skylark Contour, Sunnata, Vive Maestro Wireless

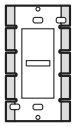
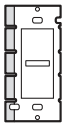
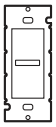

	No fins broken	1 fin broken	2 fins broken
Dimmers (continued)			
2-wire LED			
Diva, Vive Maestro Wireless	8 drivers/350 W	No derating	No derating
Caséta Wireless	13 drivers/520 W	No derating	No derating
Caséta Wireless	20 drivers/400 W	No derating	No derating
3-wire LED/fluorescent			
Diva	6 A	No derating	No derating
Maestro	20 ballasts or drivers/6 A	20 ballasts or drivers/5 A	20 ballasts or drivers/3.5 A
Diva, Skylark	8 A	No derating	No derating
Tu-Wire fluorescent			
Caséta Wireless	3.3 A	No derating	No derating
Caséta Wireless	5 A	No derating	No derating
Diva, Skylark, Vive Maestro Wireless	5 A	4 A	3.3 A
0–10 V fixture			
Diva, Maestro sensor – no power pack	8 A/50 mA	No derating	No derating
Diva – power pack required	30 mA	No derating	No derating

Derating Table 3 (continued)

Designer | Caséta Wireless, Diva, Luméa, Maestro, Skylark, Skylark Contour, Sunnata, Vive Maestro Wireless

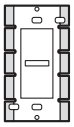
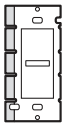
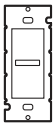

	No fins broken	1 fin broken	2 fins broken
Fan controls			
Quiet 3-speed			
Diva, Skylark, Skylark Contour	1.5 A	No derating	No derating
Diva, Skylark	2 A	No derating	No derating
Fully variable			
Skylark	5 A	4 A	3 A

Fan/light controls			
Quiet 3-speed			
Skylark (fan/light)	1.5 A/300 W (Inc)	No derating	No derating
Diva (fan/light)	1.5 A/2 A (Inc), 1 A (LED/CFL)	No derating	No derating
Skylark (fan/light)	1.5 A/3 A	No derating	No derating
Fully variable			
Skylark (fan/light)	2.5 A/300 W (Inc)	2.1 A/250 W	1.7 A/200 W
Switches			
Electronic			
Maestro sensor	2 A	No derating	No derating
Maestro sensor (light/fan)	5 A/3 A	No derating	No derating
Caséta Wireless (light/fan)	5 A/3 A	4 A/3 A	3 A/3 A
Maestro	6 A	5 A	3.5 A
Maestro PIR sensor (light/fan)	6 A/3 A	No derating	No derating
Vive Maestro Wireless (light/fan)	6 A/3 A	5 A/3 A	3.5 A/3 A
Caséta Wireless (light/fan)	6 A/3.6 A	6 A/3.6 A	5 A/3.6 A
Maestro DT sensor (light/fan)	6 A/4.4 A	No derating	No derating
Maestro (light/fan)	8 A/3 A	6.25 A/3 A	5 A/3 A
Vive Maestro Wireless (120–277 V, light/fan)	8 A/3 A	8 A/3 A	7 A/3 A
Dual switch/switch			
Maestro sensor (light/fan/light/fan)	6 A/4.4 A/6 A/4.4 A	No derating	No derating
Timers			
Maestro (light/fan)	5 A/3 A	4 A/3 A	3 A/3 A

Derating Table 4

Traditional | Ariadni, Rotary

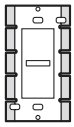
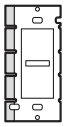
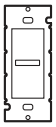

	No fins broken	1 fin broken	2 fins broken
Dimmers			
Dimmable LED/CFL (screw-base)			
Ariadni	150 W	No derating	No derating
Ariadni	250 W	No derating	No derating
Incandescent			
Ariadni, Rotary	600 W	500 W	400 W
Ariadni	1000 W	800 W	650 W
Magnetic low-voltage			
Ariadni	600 VA/450 W	500 VA/400 W	400 VA/300 W
2-wire LED			
Ariadni	8 drivers/350 W	No derating	No derating
3-wire LED/fluorescent			
Ariadni	6 A	No derating	No derating
Ariadni	8 A	No derating	No derating

Fan controls			
Quiet 3-speed			
Ariadni, Rotary	1.5 A	No derating	No derating
Fully variable			
Rotary	5 A	4 A	3 A

Fan/light controls			
Quiet 3-speed			
Ariadni (fan/light)	1.5 A/300 W (Inc)	No derating	No derating

Wiring diagrams

Wiring diagram #1

Dimmer with Two Brass Screws in a Single-Pole Application

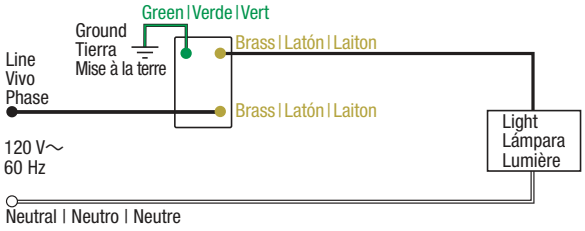

Wiring diagram #2

Dimmer with Two Black Wires in a Single-Pole Application

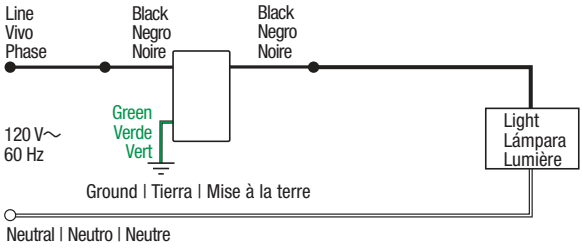

Wiring diagram #3

Caséta Dimmer with Two Black Wires in a 3-Way Application with a Pico Remote

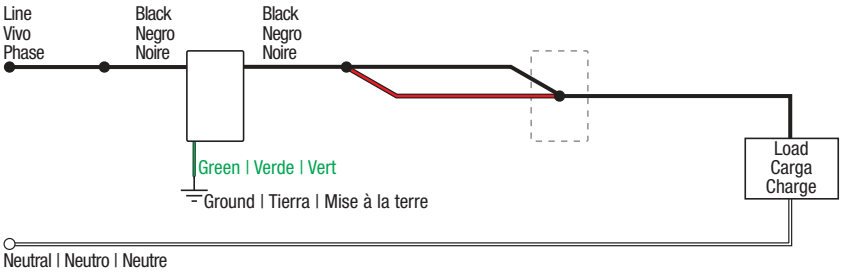

Wiring diagram #4

Dimmer with One Black Wire and Two Red Wires in a Single-Pole Application

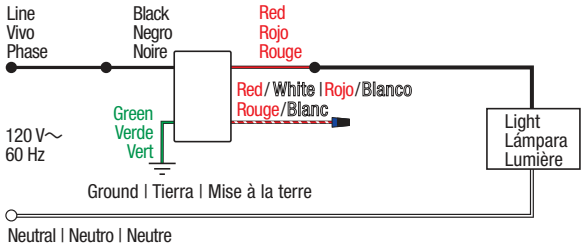

Wiring diagram #5

Dimmer with One Black Wire and two Red Wires in a 3-Way Application

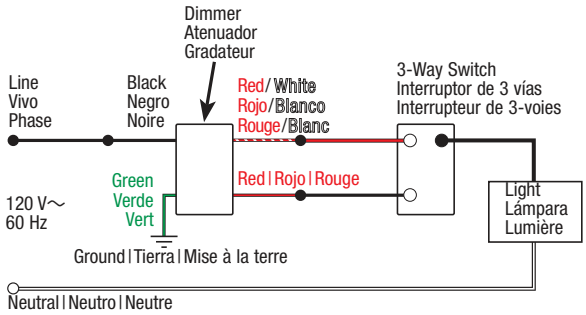

Wiring diagram #6

Dimmer with One Copper Screw and Two Brass Screws in a Single-Pole Application

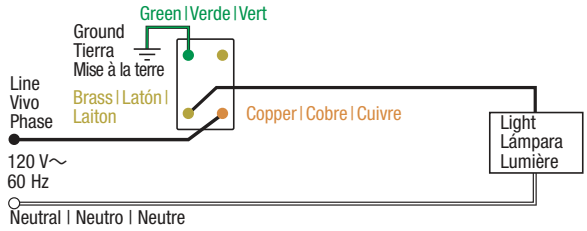

Wiring diagram #7

Dimmer with One Copper Screw and Two Brass Screws in a 3-Way Application

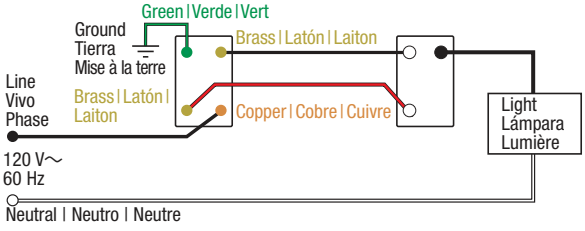

For a full list of wiring diagrams, please visit **lutron.com/wiringwizard**

Wiring diagram #8
Dimmer with One Black Screw, One Brass Screw, and One Blue Screw in a Single-Pole Application

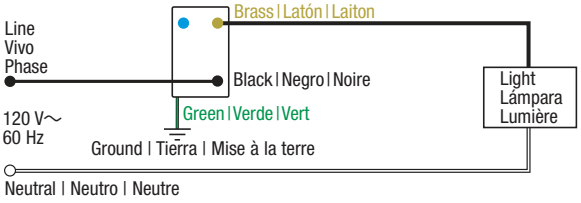

Wiring diagram #9
Dimmer with One Black Screw, One Brass Screw, and One Blue Screw in a 3-Way Application with a Companion Dimmer

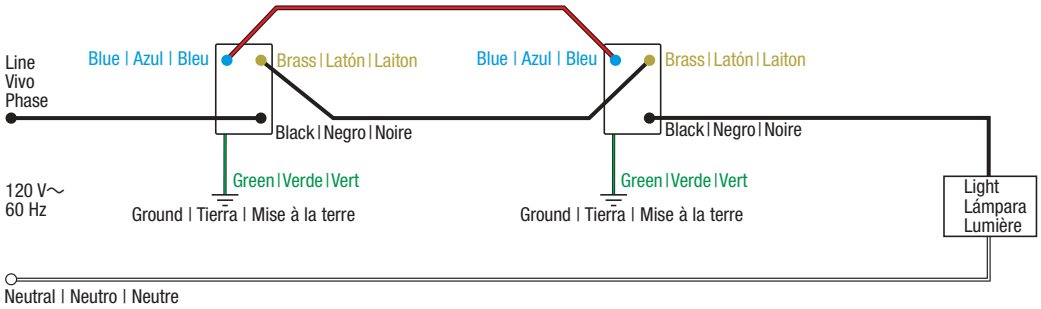

Wiring diagram #10
Dimmer with One Black Wire and Two Red Wires in a Single-Pole Application

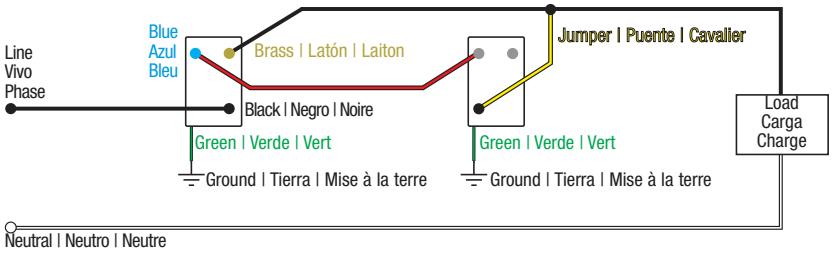

Wiring diagram #11
Switch with Two Black Wires and One Blue Wire in a Single-Pole Application

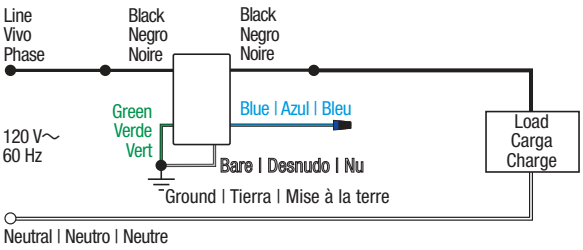

For a full list of wiring diagrams, please visit **lutron.com/wiringwizard**

Wiring diagrams

Wiring diagram #12
Caséta Wireless Switch with Two Black Wires and One Blue Wire in a 3-Way Application with a Pico Remote

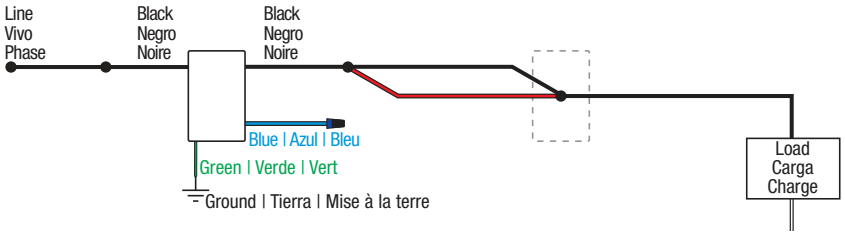

Wiring diagram #13
Switch with Two Black Wires and One Blue Wire in a 3-Way Application with a Mechanical Switch

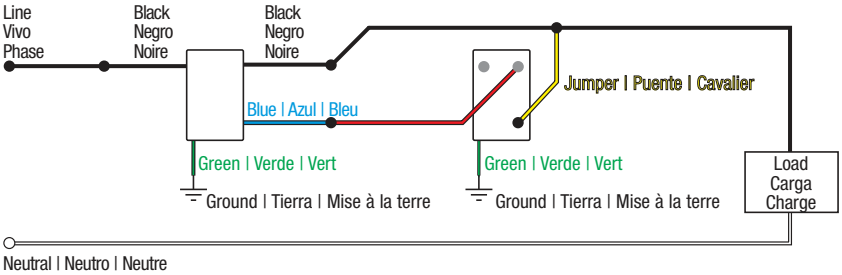

Wiring diagram #14
Sensor Switch with Two Black Wires and One Blue Wire in a 3-Way Application with a Companion Switch

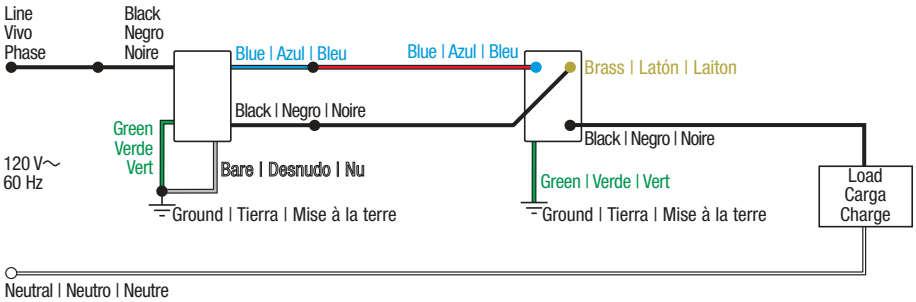

For a full list of wiring diagrams, please visit **lutron.com/wiringwizard**

Wiring diagram #15

Dimmer with One Black Screw, One Brass Screw, and One Blue Screw in a 4-Way Application with Two Companion Dimmers

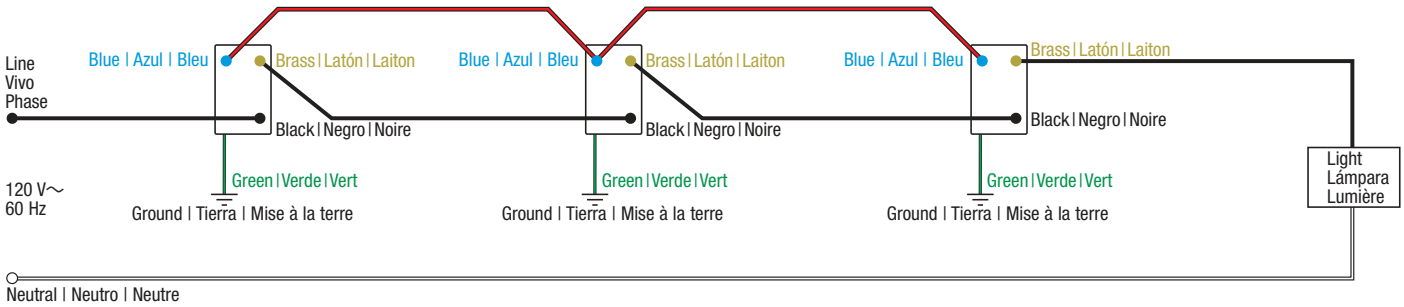

Wiring diagram #16

Sensor Switch with Two Black Wires and One Blue Wire in a 4-Way Application with Two Companion Switches

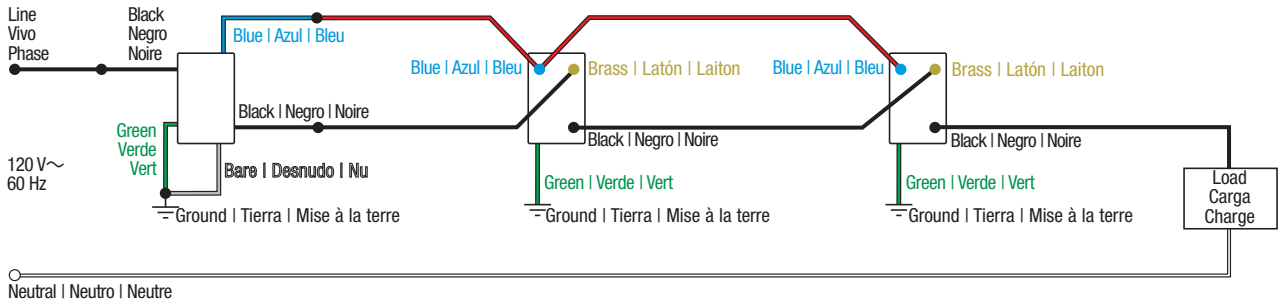

For a full list of wiring diagrams, please visit **lutron.com/wiringwizard**

SKUs

AY-103P pg. 50
AY-103PNL pg. 50
AY-10P pg. 50
AY-10PNL pg. 50
AY2-LFSQ pg. 51
AYCL-153P pg. 50
AYCL-253P pg. 50
AYF-103P pg. 50
AYF-103P-277 pg. 50
AYFSQ-F pg. 51
AYLV-600P pg. 50
AYLV-603P pg. 50
CA-1PS pg. 28
CA-1PSNL pg. 28
CA-3PS pg. 28
CA-3PSNL pg. 28
CA-4PS pg. 28
CA-4PSNL pg. 28
CA-6PF pg. 45
CA-CJ pg. 44
CA-PJ pg. 44
CAR-15 pg. 45
CAR-15-DDTR pg. 46
CAR-15-GFST pg. 46
CAR-15-HDTR pg. 46
CAR-15-UBTR pg. 45
CAR-20-DDTR pg. 46
CAR-20-HDTR pg. 46
CAR2S-15-DTR pg. 107
CAR2S-15-STR pg. 107
CAR2S-20-DTR pg. 107
CAR2S-20-STR pg. 107
CARS-15-TR pg. 45
CON-1B-WH pg. 45, 75
CON-1C pg. 45, 75
CON-1F-LC-WH pg. 45, 75
CON-1F-MTRJ-WH pg. 45, 75
CON-1F-SC-WH pg. 45, 75
CON-1F-ST-WH pg. 45, 75
CON-1P-C5E pg. 45, 75
CON-1P-C6 pg. 45, 75
CT-103P pg. 33
CTCL-150H pg. 32
CTCL-153P pg. 32
CTELV-303P pg. 33
CTFSQ-F pg. 33
CTRP-253P pg. 32
CW-1 pg. 44
CW-2 pg. 44
CW-3 pg. 44
CW-4 pg. 44
CW-5 pg. 44
CW-6 pg. 44
D-600PH-DK pg. 55
D-603PH-DK pg. 55
DNG-600PH-DK pg. 55
DNG-603PH-DK pg. 55
DV-103P pg. 26
DV-10P pg. 26
DVCL-153P pg. 26
DVCL-253P pg. 26
DVELV-300P pg. 26
DVELV-303P pg. 26
DVF-103P pg. 27
DVF-103P-277 pg. 27
DVFSQ-F pg. 29
DVFSQ-F-HO pg. 29
DVFSQ-LF pg. 29
DVFTU-5A3P pg. 27
DVLV-103P pg. 26
DVLV-10P pg. 26
DVLV-600P pg. 26
DVLV-603P pg. 26
DVRP-253P pg. 26
DVSC-103P pg. 26
DVSC-10P pg. 26
DVSCCL-153P pg. 26
DVSCCL-253P pg. 26
DVSCELV-300P pg. 26
DVSCELV-303P pg. 26
DVSCF-103P pg. 27
DVSCF-103P-277 pg. 27
DVSCFSQ-F pg. 29
DVSCFSQ-LF pg. 29
DVSCFTU-5A3P pg. 27
DVSCLV-103P pg. 26
DVSCLV-10P pg. 26
DVSCLV-600P pg. 26
DVSCLV-603P pg. 26
DVSCRP-253P pg. 26
DVSCSTV pg. 27
DVSCTV pg. 27
DVSTV pg. 27
DVTV pg. 27
ETH-SWITCH-16 pg. 97
ETH-SWITCH-24 pg. 97
ETH-SWITCH-24-1M pg. 97
ETH-SWITCH-24-1S pg. 97
ETH-SWITCH-24-2M pg. 97
ETH-SWITCH-24-2S pg. 97
FCJS-010 pg. 105
FCJS-010-BULK8 pg. 105
FCJS-010-EM pg. 105
FCJS-ECO pg. 104
FCJS-ECO-BULK8 pg. 104
FCJS-ECO-EM pg. 104
FC-SENSOR pg. 105
FC-VSENSOR pg. 105
FG-1 pg. 57
FG-2 pg. 57
FG-2-TD pg. 57
FG-3 pg. 57
FS-5FH-DK pg. 55
FSQ-2F-DK pg. 55
FW-1-SS pg. 57
FW-2-SS pg. 57
FW-2-TD-SS pg. 57
FW-3-SS pg. 57
GT-150-WH pg. 60
GT-250M-WH pg. 60
GT-5ANSM-WH pg. 61
GT-5NEM-WH pg. 60
GT-AD-WH pg. 61
GTJ-150-WH pg. 60
GTJ-250M-WH pg. 60
GTJ-5ANSM-WH pg. 61
GTJ-5NEM-WH pg. 60
H-MOUNT-SM pg. 97
HJS-0-FM pg. 97
HJS-1-FM pg. 97
HJS-1-SM pg. 97
HJS-2-FM pg. 97
HJS-2-SM pg. 97
L-BDG2-WH pg. 91
L-BDGPRO2-WH pg. 91
L-BDGPRO-PKG3AW pg. 91
L-CMDPIRKIT pg. 113
L-CRMK-WH pg. 113
LECL-153PH pg. 35
LEFSQ-FH pg. 35
LFGR-1 pg. 74
LFGR-2 pg. 74
LFGR-3 pg. 74
L-PED1 pg. 89, 111
L-PED2 pg. 89, 111
L-PED3 pg. 89, 111
L-PED4 pg. 89, 111
LRF2-DCRB-WH pg. 115
LRF2-OCR2B-P-WH pg. 113
LRF2-OHLB-P-WH pg. 113
LRF2-OKLB-P-WH pg. 113
LRF2-OWLB-P-WH pg. 113
LRF2-VCR2B-P-WH pg. 113
LRF2-VHLB-P-WH pg. 113
LRF2-VKLB-P-WH pg. 113
LRF2-VWLB-P-WH pg. 113
LRF-ARM-WH pg. 113
LTR-15-TR pg. 65
LTR-15-UBTR pg. 65
LTR-20-TR pg. 65
LTR-F15-TR pg. 65
LTR-F15-UBTR pg. 65
LTR-F20-TR pg. 65
LWT-G pg. 64
LWT-GG pg. 64
LWT-GGG pg. 64
LWT-GGGG pg. 64
LWT-GT pg. 65
LWT-TG pg. 65
LWT-U-P pg. 64
LWT-U-PP pg. 64
LWT-U-PPP pg. 64
LWT-U-PPPP pg. 64
MA-1000 pg. 16
MA-AS pg. 17, 101
MA-L3L3 pg. 18
MA-L3S25 pg. 18
MA-L3T251 pg. 19
MA-PRO pg. 16
MA-R pg. 17, 101
MA-S8AM pg. 17
MA-T51MN pg. 17
MACL-153M pg. 16
MACL-LFQ pg. 19
MAELV-600 pg. 16
MALV-1000 pg. 16
MALV-600 pg. 16
MRF2-15APS-1 pg. 79
MRF2-15APS-3 pg. 79
MRF2-3PD-1 pg. 79
MRF2-3PD-3 pg. 79
MRF2S-1S8A-1OC pg. 100
MRF2S-1S8A-1OH pg. 100
MRF2S-1S8A-1OK pg. 100
MRF2S-1S8A-1OW pg. 100
MRF2S-1S8A-1VC pg. 100
MRF2S-2S8A-1OW pg. 100
MRF2S-6ANS pg. 100
MRF2S-6CL pg. 100
MRF2S-6ELV120 pg. 100

MRF2S-6ND-120 pg. 100
MRF2S-8ANS-120 pg. 100
MRF2S-8SD010 pg. 101
MRF2S-8S-DV pg. 100
MRF2S-8SDV010 pg. 101
MRF2S-8SS pg. 101
MRF2S-8SSV pg. 101
MS-A102 pg. 23
MS-A102-V pg. 23
MS-A202 pg. 23
MS-B102 pg. 23
MS-B102-V pg. 23
MS-B202 pg. 23
MS-OPS2 pg. 22
MS-OPS5M pg. 22
MS-OPS6-DDV pg. 23
MS-OPS6M2-DV pg. 22
MS-PPS6-DDV pg. 23
MS-VPS2 pg. 22
MS-VPS5M pg. 22
MS-VPS6M2-DV pg. 22
MS-Z101 pg. 22
MS-Z101-V pg. 22
MSC-1000M pg. 16
MSC-AD pg. 17, 101
MSC-AS pg. 17, 101
MSC-S8AM pg. 17
MSCELV-600M pg. 16
MSCL-OP153M pg. 22
MSCL-VP153M pg. 22
MSCLV-1000M pg. 16
MSCLV-600M pg. 16
NT-1000 pg. 68
NT-1500 pg. 68
NT-1PS pg. 70
NT-2000 pg. 68
NT-3PS pg. 70
NT-4PS pg. 70
NT-600 pg. 68
NT-6PF pg. 75
NT-CJ pg. 75
NTCL-250 pg. 68
NTELV-300 pg. 69
NTELV-600 pg. 69
NTF-10 pg. 69
NTF-10-277 pg. 69
NTF-103P pg. 69
NTF-103P-277 pg. 69
NTFS-12E pg. 70
NTFS-6E pg. 70
NTFSQ pg. 70
NTFTU-5A pg. 69
NTFTU-5A-277 pg. 69
NTLV-1000 pg. 69
NTLV-1000-277 pg. 69
NTLV-1003P pg. 69
NTLV-1500 pg. 69
NTLV-600 pg. 69
NTLV-600-277 pg. 69
NTLV-603P pg. 69
NT-PJ pg. 75
NTR-15 pg. 76
NTR-15-DDTR pg. 77
NTR-15-GFST pg. 76
NTR-15-HDTR pg. 77
NTR-15-IG-OR pg. 76
NTR-15-TR pg. 76
NTR-15-UBTR pg. 76
NTR-20 pg. 76
NTR-20-DDTR pg. 77
NTR-20-GFST pg. 76
NTR-20-HDTR pg. 77
NTR-20-IG-OR pg. 76
NTR-20-TR pg. 76
NTRP-250 pg. 68
NTSTV-DV pg. 69
P-BDG-PKG1P pg. 86
P-BDG-PKG1W pg. 86
P-BDG-PKG1WS pg. 86
P-DIM-3WAY-WH pg. 86
P-PKG1P-WH pg. 86
P-PKG1WS-WH pg. 86
PD-10NXD pg. 87
PD-15OUT-B pg. 89
PD-3PCL-WH pg. 88
PD-5NE pg. 87
PD-5WS-DV pg. 88
PD-6ANS pg. 88
PD-6WCL pg. 87
PD-FSQN pg. 88
PD-OSENS-WH pg. 89
PD-REP-WH pg. 91
PD-VSENS-WH pg. 89
PICO-CAR-CLIP pg. 89, 111
PICO-SM-KIT pg. 111
PICO-WBX-ADAPT pg. 89, 111
PJ2-2B pg. 89, 110
PJ2-2BRL pg. 89, 110
PJ2-3B pg. 110
PJ2-3BRL pg. 89, 110
PJ2-4B pg. 111
PJ2-WALL pg. 89, 110
PJN-2B pg. 110
PJN-3BRL pg. 110
PS-J-20W-UNV pg. 97
RCL-153PNL pg. 53
RCL-RK pg. 53
RK pg. 55
RMJS-16RCCO1-DV-B pg.104
RMJS-16R-DV-B pg.104
RMJS-16R-DV-B-EM pg.104
RMJS-20RCCO1DVB pg. 104
RMJS-20R-DV-B pg. 104
RMJS-5R-347 pg. 104
RMJS-5R-347-EM pg. 104
RMJS-5RCCO1-DV-B pg. 104
RMJS-5R-DV-B pg. 104
RMJS-5T-347 pg. 103
RMJS-5T-347-EM pg. 103
RMJS-8T-DV-B pg. 103
RMJS-8T-DV-B-EM pg. 103
RMJS-8TN-DV-B pg. 103
RMJS-CCO1-24-B pg. 104
RMJS-ECO32-SZ pg. 103
RMJS-PNE-DV pg. 103
RMJS-PNE-DV-EM pg. 103
RP-FDU-10 pg. 47, 77
S-1000 pg. 38
S-103P pg. 38
S-103PNL pg. 38
S-10P pg. 38
S-10PNL pg. 38
S2-L pg. 40
S2-LF pg. 41
S2-LFSQ pg. 41
SC-1 pg. 44
SC-1PS pg. 28
SC-1PSNL pg. 28
SC-2 pg. 44
SC-3 pg. 44
SC-3PS pg. 28
SC-3PSNL pg. 28
SC-4 pg. 44
SC-4PS pg. 28
SC-4PSNL pg. 28
SC-5 pg. 44
SC-6 pg. 44
SC-6PF pg. 45
SC-CJ pg. 44
SC-PJ pg. 44
SCL-153P pg. 38
SCR-15 pg. 45
SCR-15-DDTR pg. 46
SCR-15-GFST pg. 46
SCR-15-HDTR pg. 46
SCR-15-UBTR pg. 45
SCR-20 pg. 45
SCR-20-DDTR pg. 46
SCR-20-GFST pg. 46
SCR-20-HDTR pg. 46
SCRS-15-TR pg. 45
SCRS-20-TR pg. 45
SELV-300P pg. 39
SELV-303P pg. 39
SF-103P pg. 39
SF-10P pg. 39
SF-12P-277 pg. 39
SF-12P-277-3 pg. 39
SFS-5E pg. 40
SFSQ-F pg. 40
SFSQ-F-HO pg. 40
SFSQ-LF pg. 41
SFTU-5A3P pg. 39
SK pg. 41
SLV-600P pg. 39
SLV-603P pg. 39
STCL-153M pg. 12
ST-6ANS pg. 12
ST-AS pg. 13
ST-PRO-N pg. 12
ST-RD pg. 13
ST-RS pg. 13
TT-300H pg. 81
TT-300NLH pg. 81
TTCL-100H pg. 81
VIVE-VUE pg. 97
VWP-2 pg. 74
VWP-2CR pg. 74
VWP-2R pg. 74
VWP-2RC pg. 74
VWP-3 pg. 74
VWP-4 pg. 74

A history of sustainability, innovation, and quality

Sustainability

At Lutron, sustainability is not a new concept. Since 1961, we have been designing industry-leading technology that saves energy and reduces greenhouse gas emissions, and we are a proud member of the U.S. Green Building Council.

Our philosophy

Lutron is a company built on a belief in taking care of the people: customers, employees, and the community. We innovate in advance of emerging market needs and continually improve our quality, our delivery, and our value.

Innovation

Lutron is the global leader in lighting and shade control for the home, workplace and beyond. We offer more than 15,000 products from individual dimmers to lighting and shading management solutions for entire homes and buildings, creating beautiful lighting environments worldwide.

Global service and support

Lutron service and support is unrivaled in the lighting control industry. We offer 24/7 technical support, and a global network of salespeople and engineers who are there from initial project design to final system commissioning, and for the life of your project. For over 60 years we have been committed to taking care of our customers, and we look forward to working with you on your next project.

lutron.com
World Headquarters 1.610.282.3800
Technical Support Center 1.800.523.9466 (Available 24/7)
Customer Service 1.888.LUTRON1

The Lutron logo, Lutron, Ariadni, Caséta, Centurion, Claro, Clear Connect, Credenza, Diva, EcoSystem, Fassada, GRAFIK T, Hi-lume, LED+, Luméa, Maestro, Maestro Wireless, Nova T☆ Pico, PowPak, Radio Powr Savr, Satin Colors, Serena, Sivoia QS, Skylark, Skylark Contour, Softswitch, Sunnata, Triathlon, Tu-Wire, Vive, and XCT are trademarks or registered trademarks of Lutron Electronics Co., Inc., in the U.S. and/or other countries.

All other product names, logos, and brands are property of their respective owners.

© 07/2022 Lutron Electronics Co., Inc. | P/N 367-1746 REV H