LEVITON

Pin & Sleeve Devices

IEC 60309-1 & IEC 60309-2

For North American & International Applications

THE FUTURE IS ON®

Making Exceptional IEC 60309-1 & IEC 60309-2 Connections Happen.

Industrial applications deserve a better connection.

We've worked to link unmatched durability, superior electrical performance and safety with IIoT technology to lead the industry for connections where minimizing downtime and maximizing production matter most.

> "After years of dedication to the industrial space and working directly with our customers, we've gained the feedback and knowledge to manufacture IEC 60309 pin & sleeve devices delivering on our commitments to safety, performance and innovation."

Michael Mattei,
Executive Vice President & General Manager
Leviton, Commercial & Industrial

PERFORMANCE MATTERS

Delivering products that outperform and outlast, from initial concept and engineering to development and testing. Our products meet and exceed industry standards because we know performance matters.

Learn more at **leviton.com/performancematters**

Our offering includes:

LEV Series

Designed to be stronger and easier to assemble for the most efficient installation and superior performance in any environment.

LEV Series with Award-Winning Inform™ Technology

IIoT solutions for smart manufacturing, enabling safer, more productive operations.

— NORTH AMERICAN —

International Configurations

Designed for fast and secure wiring in various IP ratings to meet end-user needs.

TABLE OF CONTENTS

LEV Series Features & Benefits

Simplify Installation	4
For Use in Any Environment	6
Improved Safety & Productivity	8

Ordering Information

LEV Series	10
International Configurations	22

Simplify Installation

FASTER ASSEMBLY

LEV SERIES

Designed with fewer screws to ease assembly

Completely screwless back clamp available for 20/30 Amp devices cuts installation time even further by eliminating 2 additional screws and providing additional dust protection

Threaded housing design on plugs and connectors speeds installation

WATCH HOW FAST the LEV Series can be wired and assembled versus competition.

Faster Assembly = Labor and Cost Savings. **CALCULATE NOW!**

Simplify Installation

EASIER ASSEMBLY

Mounting feet attachment does not require drilling into the enclosure and can be adjusted for several angles

Bottom hinged cover designed with installer in mind

Captive screws for an easier installation

Receptacles and inlets come with **pre-attached gaskets and grounding wires for faster installation**

Clearly marked contact carriers offer quick identification of each wire location

Multiple grommets with cord diameter ranges molded-in make it easier to select the correct fit and minimize the risk of compromising a watertight seal

Captive terminal & assembly screws won't fall out during installation or servicing

For Use in Any Environment

SUPERIOR WATERTIGHT RATINGS

Withstands any wet and harsh location with the highest and most comprehensive ratings on the market

IP66, IP67, IP68 & IP69K

IP68

Long-term Submersion

IP69K

High-pressure, High-temperature Washdown

For Use in Any Environment

SUPERIOR PERFORMANCE & CONSTRUCTION

Nickel-plated brass pins & sleeves are self-cleaning and corrosion-resistant

No space for debris to build up

NSF Certified sanitary design trusted for use in food & beverage environments

WHAT IS NSF?

Tested to endure impact at the most extreme temperatures

Improved Safety & Productivity

EXCLUSIVE AWARD-WINNING INFORM™ TECHNOLOGY

inform™

Inform™ is a technology platform that enables Leviton products to provide real-time product data to the end-user. By utilizing smart IIoT solutions, facilities experience safer, more productive operations.



Stay Informed & minimize unplanned downtime.

DID YOU KNOW?

Unplanned Downtime

COSTS 10X MORE

THAN

Planned Downtime.

UNPLANNED DOWNTIME = lost orders, lost production, wasted labor, excess inventory and missed opportunities

By adding sensors to our devices, users can continually monitor their device health and performance to confirm whether they are working properly. Using advanced analytics, actionable insights are pulled from the sensor data and immediately notify the end-user if there are abnormal operating conditions or a device failure.

LEV Series: North American Configurations

20, 30, 60 & 100 A Watertight

INDUSTRY BEST 5 YEAR LIMITED WARRANTY

Product Features

- All plugs & connectors and 60 & 100 Amp inlets and receptacles constructed of impact modified nylon. 20 and 30 Amp inlets and receptacles constructed of PBT
- Nickel-plated brass pins and sleeves and stainless steel hardware for added corrosion-resistance
- Plugs & connectors available with alternate screwless clamp (20/30 A only) or power indication with Inform technology
- Watertight and dust-tight rated to IP66, IP67, IP68 and IP69K
- Listed to UL 1682 and 1686, CSA and NOM-ANCE requirements
- NSF certified sanitary design trusted for use in food & beverage facilities
- Meets North American IEC 60309-1 and 60309-2 standards

20 Amp

LEV SERIES

20 A Watertight Pin & Sleeve Devices

Wiring	Color	Voltage AC	Connector/ Receptacle Clock Position	Plug/ Inlet View	HP Rating	Plug w/Standard Clamp	Plug w/ Alternate Screwless Clamp	Connector w/Standard Clamp	Connector w/ Alternate Screwless Clamp	Receptacle	Inlet
2p3w	Yellow	125	4		—	320P4WLEV	320P4WLEVA	320C4WLEV	320C4WLEVA	320R4WLEV	320B4WLEV
	Blue	250	6		—	320P6WLEV	320P6WLEVA	320C6WLEV	320C6WLEVA	320R6WLEV	320B6WLEV
	Red	480	7		—	320P7WLEV	320P7WLEVA	320C7WLEV	320C7WLEVA	320R7WLEV	320B7WLEV
3p4w	Orange	125/250	12		—	420P12WLEV	420P12WLEVA	420C12WLEV	420C12WLEVA	420R12WLEV	420B12WLEV
	Blue	3Ø250	9		3	420P9WLEV*	420P9WLEVA**	420C9WLEV*	420C9WLEVA**	420R9WLEV	420B9WLEV
	Red	3Ø480	7		7.5	420P7WLEV*	420P7WLEVA**	420C7WLEV*	420C7WLEVA**	420R7WLEV	420B7WLEV
	Black	3Ø600	5		10	420P5WLEV	420P5WLEVA	420C5WLEV	420C5WLEVA	420R5WLEV	420B5WLEV
4p5w	Blue	3ØY120/208	9		2	520P9WLEV	520P9WLEVA	520C9WLEV	520C9WLEVA	520R9WLEV	520B9WLEV
	Red	3ØY277/480	7		7.5	520P7WLEV	520P7WLEVA	520C7WLEV	520C7WLEVA	520R7WLEV	520B7WLEV
	Black	3ØY347/600	5		10	520P5WLEV	520P5WLEVA	520C5WLEV	520C5WLEVA	520R5WLEV	520B5WLEV

Custom configurations available upon request.

FOR INFORM MODELS:
***Add "PI" to end of part number for Power Indication**
****Change "A" to "PIA" for Power Indication and Alternate Screwless Clamp**

LEV Series Plugs & Connectors with Inform™ Technology

Visual Power Indication for Safety

- Quickly identify if power is present, warning that the device is energized
- Green LEDs will illuminate as a safety precaution
- Allows for faster troubleshooting when there is a power problem with connected equipment

Standard clamp design includes 2 clamp screws

Completely screwless back clamp option on 20/30 Amp devices for faster assembly

ORDERING INFORMATION

For LEV Series Pin & Sleeve Devices

4	30	P	7	W	LEV	PI
1st digit	**2nd, 3rd or 4th Digit**	**Letter**	**Clock Position***	**Suffix**	**NEW Leviton**	**Feature**
3 = 3 wire	20 = 20 Amp	P = Plug	4 = 4 o'clock	W = Watertight	LEV Series	PI = Power Indication
4 = 4 wire	30 = 30 Amp	C = Connector	5 = 5 o'clock			A = Alternate Screwless Clamp
5 = 5 wire	60 = 60 Amp	R = Receptacle	6 = 6 o'clock			PIA = Power Indication w/ Alternate Screwless Clamp
	100 = 100 Amp	B = Inlet	7 = 7 o'clock			
			9 = 9 o'clock			
			12 = 12 o'clock			

*Clock position applies to ground pin location on female devices

30 Amp

See accessories pages 20-21

30 A Watertight Pin & Sleeve Devices

Wiring	Color	Voltage AC	Connector/ Receptacle Clock Position	Plug/ Inlet View	HP Rating	Plug w/Standard Clamp	Plug w/ Alternate Screwless Clamp	Connector w/Standard Clamp	Connector w/ Alternate Screwless Clamp	Receptacle	Inlet
2p3w	Yellow	125	4		—	330P4WLEV	330P4WLEVA	330C4WLEV	330C4WLEVA	330R4WLEV	330B4WLEV
	Blue	250	6		—	330P6WLEV	330P6WLEVA	330C6WLEV	330C6WLEVA	330R6WLEV	330B6WLEV
	Red	480	7		—	330P7WLEV	330P7WLEVA	330C7WLEV	330C7WLEVA	330R7WLEV	330B7WLEV
3p4w	Orange	125/250	12		—	430P12WLEV	430P12WLEVA	430C12WLEV	430C12WLEVA	430R12WLEV	430B12WLEV
	Blue	3Ø250	9		3	430P9WLEV*	430P9WLEVA**	430C9WLEV*	430C9WLEVA**	430R9WLEV	430B9WLEV
	Red	3Ø480	7		7.5	430P7WLEV*	430P7WLEVA**	430C7WLEV*	430C7WLEVA**	430R7WLEV	430B7WLEV
	Black	3Ø600	5		10	430P5WLEV	430P5WLEVA	430C5WLEV	430C5WLEVA	430R5WLEV	430B5WLEV
4p5w	Blue	3ØY120/208	9		3	530P9WLEV	530P9WLEVA	530C9WLEV	530C9WLEVA	530R9WLEV	530B9WLEV
	Red	3ØY277/480	7		10	530P7WLEV	530P7WLEVA	530C7WLEV	530C7WLEVA	530R7WLEV	530B7WLEV
	Black	3ØY347/600	5		15	530P5WLEV	530P5WLEVA	530C5WLEV	530C5WLEVA	530R5WLEV	530B5WLEV

Custom configurations available upon request.

FOR INFORM MODELS:
***Add "PI" to end of part number for Power Indication**
****Change "A" to "PIA" for Power Indication and Alternate Screwless Clamp**

TAKE A 3D LOOK INSIDE

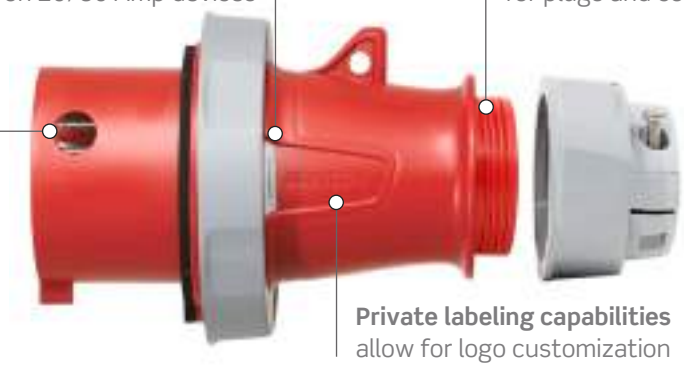

LEV Series: North American Configurations

20, 30, 60 & 100 A Watertight

INDUSTRY BEST 5 YEAR LIMITED WARRANTY

Product Features

- All plugs & connectors and 60 & 100 Amp inlets and receptacles constructed of impact modified nylon. 20 and 30 Amp inlets and receptacles constructed of PBT
- Nickel-plated brass pins and sleeves and stainless steel hardware for added corrosion-resistance
- Plugs & connectors available with alternate screwless clamp (20/30 A only) or power indication with Inform technology
- Watertight and dust-tight rated to IP66, IP67, IP68 and IP69K
- Listed to UL 1682 and 1686, CSA and NOM-ANCE requirements
- NSF certified sanitary design trusted for use in food & beverage facilities
- Meets North American IEC 60309-1 and 60309-2 standards

FOR INFORM MODELS:
***Add "PI" to end of part number for Power Indication**

60 Amp

60 A Watertight Pin & Sleeve Devices

Wiring	Color	Voltage AC	Connector/ Receptacle Clock Position	Plug/ Inlet View	HP Rating	Plug	Connector	Receptacle	Inlet
2p3w	Yellow	125	4		—	360P4WLEV	360C4WLEV	360R4WLEV	360B4WLEV
	Blue	250	6		—	360P6WLEV	360C6WLEV	360R6WLEV	360B6WLEV
	Red	480	7		—	360P7WLEV	360C7WLEV	360R7WLEV	360B7WLEV
3p4w	Orange	125/250	12		—	460P12WLEV	460C12WLEV	460R12WLEV	460B12WLEV
	Blue	3Ø250	9		7.5	460P9WLEV*	460C9WLEV*	460R9WLEV	460B9WLEV
	Red	3Ø480	7		15	460P7WLEV*	460C7WLEV*	460R7WLEV	460B7WLEV
	Black	3Ø600	5		20	460P5WLEV	460C5WLEV	460R5WLEV	460B5WLEV
4p5w	Blue	3ØY120/208	9		5	560P9WLEV	560C9WLEV	560R9WLEV	560B9WLEV
	Red	3ØY277/480	7		15	560P7WLEV	560C7WLEV	560R7WLEV	560B7WLEV
	Black	3ØY347/600	5		20	560P5WLEV	560C5WLEV	560R5WLEV	560B5WLEV

Custom configurations available upon request.

ORDERING INFORMATION

For LEV Series Pin & Sleeve Devices

4	30	P	7	W	LEV	PI
1st digit	**2nd, 3rd or 4th Digit**	**Letter**	**Clock Position***	**Suffix**	**NEW Leviton**	**Feature**
3 = 3 wire	20 = 20 Amp	P = Plug	4 = 4 o'clock	W = Watertight	LEV Series	PI = Power Indication
4 = 4 wire	30 = 30 Amp	C = Connector	5 = 5 o'clock			A = Alternate Screwless Clamp
5 = 5 wire	60 = 60 Amp	R = Receptacle	6 = 6 o'clock			PIA = Power Indication w/ Alternate Screwless Clamp
	100 = 100 Amp	B = Inlet	7 = 7 o'clock			
			9 = 9 o'clock			
			12 = 12 o'clock			

*Clock position applies to ground pin location on female devices

FOR INFORM MODELS:
***Add "PI" to end of part number for Power Indication**

100 Amp

100 A Watertight Pin & Sleeve Devices

Wiring	Color	Voltage AC	Connector/ Receptacle Clock Position	Plug/ Inlet View	HP Rating	Plug	Connector	Receptacle	Inlet
2p3w	Yellow	125	4		—	3100P4WLEV	3100C4WLEV	3100R4WLEV	3100B4WLEV
	Blue	250	6		—	3100P6WLEV	3100C6WLEV	3100R6WLEV	3100B6WLEV
	Red	480	7		—	3100P7WLEV	3100C7WLEV	3100R7WLEV	3100B7WLEV
3p4w	Orange	125/250	12		—	4100P12WLEV	4100C12WLEV	4100R12WLEV	4100B12WLEV
	Blue	3Ø250	9		10	4100P9WLEV*	4100C9WLEV*	4100R9WLEV	4100B9WLEV
	Red	3Ø480	7		20	4100P7WLEV*	4100C7WLEV*	4100R7WLEV	4100B7WLEV
	Black	3Ø600	5		30	4100P5WLEV	4100C5WLEV	4100R5WLEV	4100B5WLEV
4p5w	Blue	3ØY120/208	9		7.5	5100P9WLEV	5100C9WLEV	5100R9WLEV	5100B9WLEV
	Red	3ØY277/480	7		20	5100P7WLEV	5100C7WLEV	5100R7WLEV	5100B7WLEV
	Black	3ØY347/600	5		30	5100P5WLEV	5100C5WLEV	5100R5WLEV	5100B5WLEV

Custom configurations available upon request.

See accessories pages 20-21

Front housing features screwless assembly for plugs and connectors

Inform™ versions feature: Double-sided LED lights on 60/100 Amp devices

LEV Series Mechanical Interlocks

EXCLUSIVE INFORM™ TECHNOLOGY



Don't let liquid slow you down.

Sensors identify liquid accumulation inside the enclosure and notify you before they can cause a device failure.

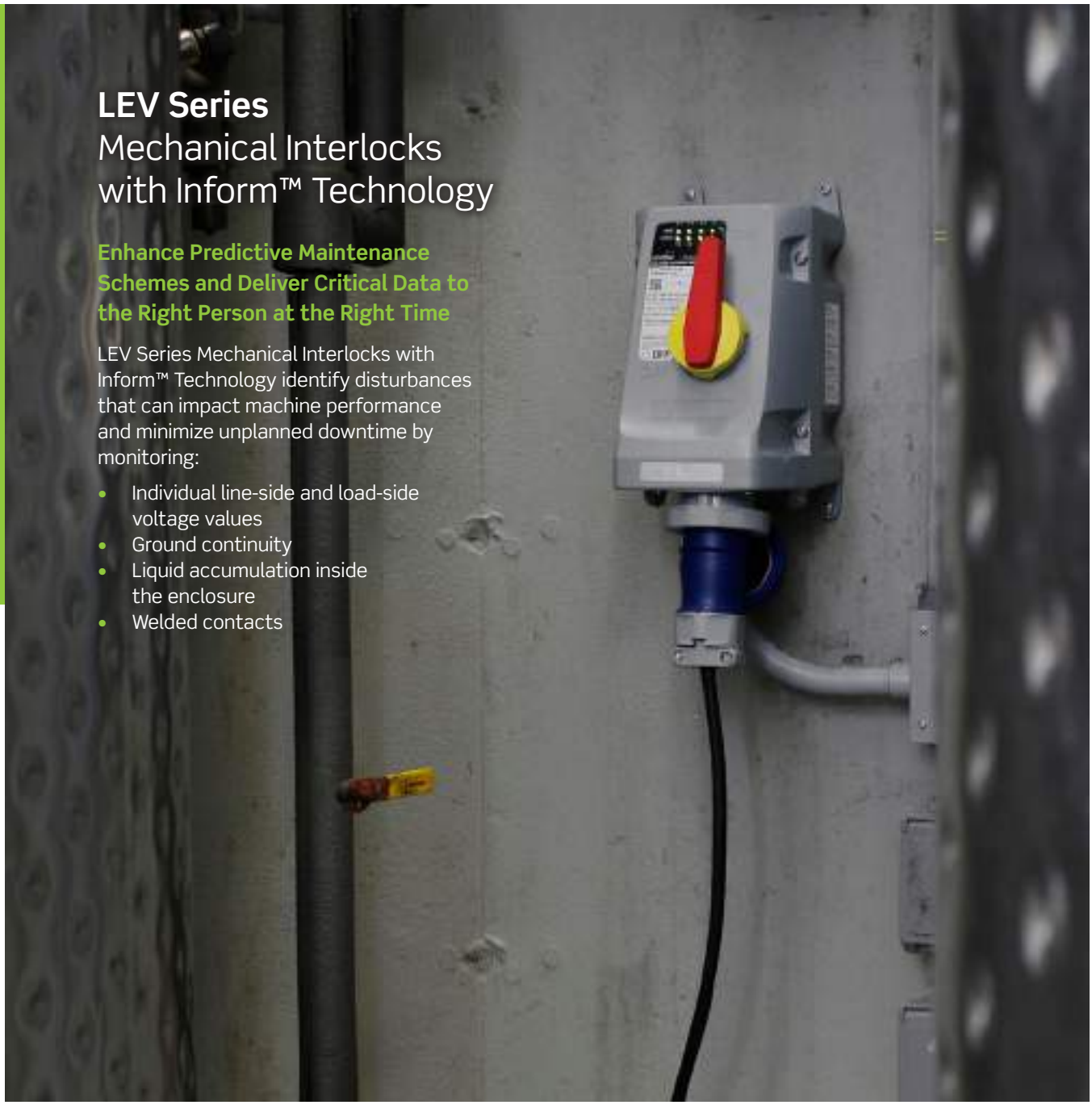

LEV SERIES

LEV Series
Mechanical Interlocks with Inform™ Technology

Enhance Predictive Maintenance Schemes and Deliver Critical Data to the Right Person at the Right Time

LEV Series Mechanical Interlocks with Inform™ Technology identify disturbances that can impact machine performance and minimize unplanned downtime by monitoring:

- Individual line-side and load-side voltage values
- Ground continuity
- Liquid accumulation inside the enclosure
- Welded contacts

LEV Series Mechanical Interlocks

AVAILABLE WITH 24/7 CONDITION MONITORING

QR code links directly to product detail web page

Local Monitoring

LED STATES

Steady GREEN – Normal Operating Condition
Flashing YELLOW – Warning/Minor Fault
Flashing RED – Abnormal Operating Condition/Major Fault
OFF – Normal Power OFF

Remote Monitoring

In addition to local monitoring data, remote monitoring allows for 24/7 access to insights of all devices, such as:

- Enclosure temperature
- Enclosure humidity
- Liquid accumulation
- Line- and load-side voltage values
- Ground continuity
- Support materials

The Inform app offers real-time notifications of abnormal conditions so you can respond faster to potential problems and minimize the duration of downtime events.

EASILY INTEGRATE INTO EXISTING AUTOMATION SYSTEMS

The Leviton Inform app is available on:

Download on the App Store

GET IT ON Google play

TAKE A 3D LOOK INSIDE

LEV Series: North American Configurations

20, 30, 60 & 100 A Mechanical Interlocks

INDUSTRY BEST 5 YEAR LIMITED WARRANTY

Product Features

- Impact, UV and chemical-resistant PBT enclosure
- Pre-wired IEC receptacle accepts all manufacturer's IEC 60309-2 plugs
- Fused models accept "Class J" time-delay fuses
- Watertight and dust-tight rated to IP66, IP67, IP68 and IP69K
- NSF certified sanitary design trusted for use in food & beverage facilities
- Meets North American IEC 60309-1 and 60309-2 standards
- Listed to UL 60947-4-1 and 1686, CSA and NOM-ANCE requirements, CE Marked*

See accessories pages 20-21

LEV SERIES

20 A and 30 A Mechanical Interlocks

Amps	Wiring	Color	Voltage AC	Clock Position	Fused Mechanical Interlock	Fused Mechanical Interlock HP Rating	Non-Fused Mechanical Interlock	Non-Fused Mechanical Interlock HP Rating
20	2p3w	Blue	240	6	—	—	320MI6WLEV	3 HP
		Red	480	7	—	—	320MI7WLEV	5 HP
	3p4w	Orange	125/250	12	420MF12WLEV	2 HP @ 120 VAC 3 HP @ 208-240 VAC L-L	420MI12WLEV	2 HP @ 120 VAC 3 HP @ 208-240 VAC L-L
		Blue	3Ø240	9	420MF9WLEV	7.5 HP	420MI9WLEV	10 HP
		Red	3Ø480	7	420MF7WLEV	15 HP	420MI7WLEV	20 HP
		Black	3Ø600	5	420MF5WLEV	20 HP	420MI5WLEV	25 HP
	4p5w	Blue	3ØY120/208	9	—	—	520MI9WLEV	10 HP
		Red	3ØY277/480	7	—	—	520MI7WLEV	20 HP
		Black	3ØY347/600	5	—	—	520MI5WLEV	25 HP
30	2p3w	Blue	240	6	—	—	330MI6WLEV	5 HP
		Red	480	7	—	—	330MI7WLEV	10 HP
	3p4w	Orange	125/250	12	430MF12WLEV	2 HP @ 120 VAC 3 HP @ 208-240 VAC L-L	430MI12WLEV	2 HP @ 120 VAC 3 HP @ 208-240 VAC L-L
		Blue	3Ø240	9	430MF9WLEV	7.5 HP	430MI9WLEV**	10 HP
		Red	3Ø480	7	430MF7WLEV	15 HP	430MI7WLEV	20 HP
		Black	3Ø600	5	430MF5WLEV	20 HP	430MI5WLEV	25 HP
	4p5w	Blue	3ØY120/208	9	—	—	530MI9WLEV	10 HP
		Red	3ØY277/480	7	530MF7WLEV	15 HP	530MI7WLEV	20 HP
		Black	3ØY347/600	5	530MF5WLEV	20 HP	530MI5WLEV	25 HP

* Non-Inform Only
**430MI9WLEVAC - Available with Factory-Installed Auxiliary Contact
***460MI9WLEVAC - Available with Factory-Installed Auxiliary Contact

Auxiliary Contacts available separately for all configurations - see page 21

ORDERING INFORMATION

For LEV Series Mechanical Interlocks

4	30	MI	7	W	LEV	C
1st digit	**2nd, 3rd or 4th Digit**	**Letter**	**Clock Position***	**Suffix**	**NEW Leviton**	**Feature**
3 = 3 wire	20 = 20 Amp	MI = Mechanical Interlock, Non-Fused	4 = 4 o'clock	W = Watertight	LEV Series	S = Sensing, LED Indication
4 = 4 wire	30 = 30 Amp	MF = Mechanical Interlock, Fused	5 = 5 o'clock			C = Communicating, Remote Monitoring via Wi-Fi
5 = 5 wire	60 = 60 Amp		6 = 6 o'clock	*Clock position applies to ground pin location on female devices		AC = Factory Installed Normally Open (NO) Auxiliary Contact
	100 = 100 Amp		7 = 7 o'clock			
			9 = 9 o'clock			
			12 = 12 o'clock			

inform™

See accessories pages 20-21

Features:
- Sensing capabilities
- LED Indication of operating status on cover

Features:
- Sensing capabilities
- LED Indication of operating status on cover
- Remote monitoring via Wi-Fi through the Inform app
- Real-time in-app and email notifications

20 A and 30 A Mechanical Interlocks with Inform™ Technology

Amps	Wiring	Color	Voltage AC	Clock Position	On-device, Local Monitoring		Remote Monitoring via Wi-Fi	
					Non-Fused Mechanical Interlock w/ Sensing	Non-Fused Mechanical Interlock w/ Sensing HP Rating	Non-Fused Mechanical Interlock w/ Communicating	Non-Fused Mechanical Interlock w/ Communicating HP Rating
20	3p4w	Blue	3Ø240	9	420MI9WLEVS	10 HP	420MI9WLEVC	10 HP
		Red	3Ø480	7	420MI7WLEVS	20 HP	420MI7WLEVC	20 HP
30	3p4w	Blue	3Ø240	9	430MI9WLEVS	10 HP	430MI9WLEVC	10 HP
		Red	3Ø480	7	430MI7WLEVS	20 HP	430MI7WLEVC	20 HP

ADDITIONAL FEATURES:

1. **Embossed ON/OFF** markings
2. **Strongest handle and interlock design** validated through above & beyond endurance testing for improved safety
3. **Longer length, overmold handle provides an improved grip** and features 3 lockout/tagout provisions for OSHA Compliance
4. **Constructed of impact-resistant,** UV stable PBT
5. **Mounting feet standoff ¼" from surface** - Meets NEC® 300.6 air space requirement & NSF Certified

LEV Series: North American Configurations

20, 30, 60 & 100 A Mechanical Interlocks

INDUSTRY BEST 5 YEAR LIMITED WARRANTY

Product Features

- Impact, UV and chemical-resistant PBT enclosure
- Pre-wired IEC receptacle accepts all manufacturer's IEC 60309-2 plugs
- Fused models accept "Class J" time-delay fuses
- Watertight and dust-tight rated to IP66, IP67, IP68 and IP69K
- NSF certified sanitary design trusted for use in food & beverage facilities
- Meets North American IEC 60309-1 and 60309-2 standards
- Listed to UL 60947-4-1 and 1686, CSA and NOM-ANCE requirements, CE Marked*

See accessories pages 20-21

LEV SERIES

60 A and 100 A Mechanical Interlocks

Amps	Wiring	Color	Voltage AC	Clock Position	Fused Mechanical Interlock	Fused Mechanical Interlock HP Rating	Non-Fused Mechanical Interlock	Non-Fused Mechanical Interlock HP Rating
60	2p3w	Blue	240	6	360MF6WLEV	7.5 HP	360MI6WLEV	10 HP
		Red	480	7	—	—	360MI7WLEV	20 HP
	3p4w	Orange	125/250	12	460MF12WLEV	2 HP @ 120 VAC 7.5 HP @ 208-240 VAC L-L	460MI12WLEV	2 HP @ 120 VAC 10 HP @ 208-240 VAC L-L
		Blue	3Ø240	9	460MF9WLEV	15 HP	460MI9WLEV***	20 HP
		Red	3Ø480	7	460MF7WLEV	30 HP	460MI7WLEV	40 HP
		Black	3Ø600	5	460MF5WLEV	50 HP	460MI5WLEV	40 HP
	4p5w	Blue	3ØY120/208	9	560MF9WLEV	15 HP	560MI9WLEV	20 HP
		Red	3ØY277/480	7	—	—	560MI7WLEV	40 HP
		Black	3ØY347/600	5	—	—	560MI5WLEV	40 HP
100	2p3w	Yellow	125	4	—	—	3100MI4WLEV	7.5
		Blue	240	6	—	—	3100MI6WLEV	20 HP
		Red	480	7	—	—	3100MI7WLEV	30 HP
	3p4w	Orange	125/250	12	—	—	4100MI12WLEV	7.5 HP @ 120 VAC 20 HP @ 208-240 VAC L-L
		Blue	3Ø240	9	—	—	4100MI9WLEV	40 HP
		Red	3Ø480	7	—	—	4100MI7WLEV	60 HP
		Black	3Ø600	5	—	—	4100MI5WLEV	50 HP
	4p5w	Blue	3ØY120/208	9	—	—	5100MI9WLEV	40 HP
		Red	3ØY277/480	7	—	—	5100MI7WLEV	60 HP
		Black	3ØY347/600	5	—	—	5100MI5WLEV	50 HP

* Non-Inform Only
**430MI9WLEVAC - Available with Factory-Installed Auxiliary Contact
***460MI9WLEVAC - Available with Factory-Installed Auxiliary Contact

Auxiliary Contacts available separately for all configurations - see page 21

ORDERING INFORMATION

For LEV Series Mechanical Interlocks

4	30	MI	7	W	LEV	C
1st digit	**2nd, 3rd or 4th Digit**	**Letter**	**Clock Position***	**Suffix**	**NEW Leviton**	**Feature**
3 = 3 wire	20 = 20 Amp	MI = Mechanical Interlock, Non-Fused	4 = 4 o'clock	W = Watertight	LEV Series	S = Sensing, LED Indication
4 = 4 wire	30 = 30 Amp	MF = Mechanical Interlock, Fused	5 = 5 o'clock			C = Communicating, Remote Monitoring via Wi-Fi
5 = 5 wire	60 = 60 Amp		6 = 6 o'clock	*Clock position applies to ground pin location on female devices		AC = Factory Installed Normally Open (NO) Auxiliary Contact
	100 = 100 Amp		7 = 7 o'clock			
			9 = 9 o'clock			
			12 = 12 o'clock			

inform™

See accessories pages 20-21

Features:
- Sensing capabilities
- LED Indication of operating status on cover

Features:
- Sensing capabilities
- LED Indication of operating status on cover
- Remote monitoring via Wi-Fi through the Inform app
- Real-time in-app and email notifications

60 A and 100 A Mechanical Interlocks with Inform™ Technology

Amps	Wiring	Color	Voltage AC	Clock Position	On-device, Local Monitoring		Remote Monitoring via Wi-Fi	
					Non-Fused Mechanical Interlock w/ Sensing	Non-Fused Mechanical Interlock w/ Sensing HP Rating	Non-Fused Mechanical Interlock w/ Communicating	Non-Fused Mechanical Interlock w/ Communicating HP Rating
60	3p4w	Blue	3Ø240	9	460MI9WLEVS	20 HP	460MI9WLEVC	20 HP
		Red	3Ø480	7	460MI7WLEVS	40 HP	460MI7WLEVC	40 HP
100	3p4w	Blue	3Ø240	9	4100MI9WLEVS	40 HP	4100MI9WLEVC	40 HP
		Red	3Ø480	7	4100MI7WLEVS	60 HP	4100MI7WLEVC	60 HP

LEV Series Accessories | FOR USE WITH LEV SERIES DEVICES

Replacement Watertight Cap for Connectors and Receptacles

Amperage	Wiring	Cat. No.
20 Amp	3-Wire	CA320LEV
20 Amp	4-Wire	CA420LEV
20 Amp	5-Wire	CA520LEV
30 Amp	3-Wire and 4-Wire	CA343LEV
30 Amp	5-Wire	CA530LEV
60 Amp	All	CA060LEV
100 Amp	All	CA100LEV

Replacement Watertight Locking Ring for Plugs and Inlets

Amperage	Wiring	Device	Cat. No.
20 Amp	3-Wire	Plug	RP320LEV
20 Amp	4-Wire	Plug	RP420LEV
20 Amp	5-Wire	Plug	RP520LEV
30 Amp	3-Wire and 4-Wire	Plug	RP343LEV
30 Amp	5-Wire	Plug	RP530LEV
60 Amp	All	Plugs and Inlets	RA060LEV
100 Amp	All	Plugs and Inlets	RA100LEV
20 Amp	3-Wire	Inlet	RI320LEV
20 Amp	4-Wire	Inlet	RI420LEV
20 Amp	5-Wire	Inlet	RI520LEV
30 Amp	3-Wire and 4-Wire	Inlet	RI343LEV
30 Amp	5-Wire	Inlet	RI530LEV

Replacement Grommets for Plugs and Connectors

Amperage	Cat. No.
20 Amp (6 sizes per bag)	GROM20LEV
30 Amp (6 sizes per bag)	GROM23LEV
60 Amp (7 sizes per bag)	GROM60LEV
100 Amp (6 sizes per bag)	GROM00LEV

Protective Closure Caps for Plugs and Inlets

Amperage	Wiring	Cat. No.
20 Amp	3-Wire	PC320
20 Amp	4-Wire	PC420
20 Amp	5-Wire	PC520
30 Amp	3-Wire and 4-Wire	PC3430
30 Amp	5-Wire	PC530
60 Amp	All	PC60
100 Amp	All	PC100

Watertight Hubs for Mechanical Interlocks and Back Boxes

Die-cast zinc conduit hubs NEMA 4X rated

Size	Wiring
3/4" inch	HUB-34
1 inch	HUB-100
1-1/4" inch	HUB-114
1-1/2" inch	HUB-112
2" inch	HUB-200

LEV Series Accessories

Back Boxes

Amperage	Non-Metallic Cat. No	Metallic Cat. No.
20/30 Amp	BX230LEV	BX230-M
60 Amp	0BX60LEV	0BX60-M
100 Amp	BX100LEV	BX100-M

Clamp Assemblies for Plugs and Connectors

Type	For Use With	Metallic Cat. No.
Wetguard® Style Alternate Screwless Clamp Assembly	20 Amp, 3-Wire and 4-Wire	CLAM2WLEV
Standard Clamp Assembly	20 Amp, 3-Wire and 4-Wire	CLAM20LEV
Wetguard® Style Alternate Screwless Clamp Assembly	20 Amp, 5-Wire and 30 Amp, All	CLAM23WLEV
Standard Clamp Assembly	20 Amp, 5-Wire and 30 Amp, All	CLAM30LEV
Standard Clamp Assembly	60 Amp, All	CLAM60LEV
Standard Clamp Assembly	100 Amp, All	CLAM00LEV

Liquid-Tight Adapters for Plugs & Connectors

Amperage	Wiring	NPT Size	Cat. No.
20 Amp	30-Wire and 4-Wire	1/2" NPT	SAA12LEV
20/30 Amp	20 Amp 5-Wire and 30 Amp All	1/2" NPT	SAB12LEV
30 Amp	All	3/4" NPT	SAC34LEV
30 Amp	All	1" NPT	SAC10LEV
60 Amp	All	1-1/4" NPT	SAC12LEV
100 Amp	All	1-1/4" NPT	SAD12LEV

Lockout/Tagout for Pin and Sleeve Devices

Can be used for any IEC 60309-1 and 60309-2 pin and sleeve plugs or inlets	PLG1

Mechanical Interlock and Safety Disconnect Accessories

Mechanical Interlock and Safety Disconnect Accessories

Cat. No	Description
MOUNT-LDS	Mounting Feet
HNDLE	Replacement Handle
AUXNO	Non-Fused Auxiliary Contact, Rated 10 A 600 V, Normally Open (30/32, 60 and 80 A Devices)
AUXNC-NF	Non-Fused Auxiliary Contact, Rated 10 A 600 V, Normally Closed (30/32, 60 and 80 A Devices)
AUXNC-F1	Fused Auxiliary Contact, Rated 10 A 600 V, Normally Closed (30/32 A Devices)
AUXNO-F1	Fused Auxiliary Contact, Rated 10 A 600 V, Normally Open (30/32 A Devices)
AUXNO-NF1	Non-Fused Auxiliary Contact, Rated 10 A 600 V, Early Break (100 A Devices)
AUXNO-F2	Fused Auxiliary Contact, Rated 10 A 600 V, Normally Open (60 and 100 A Devices)
AUXNC-F2	Fused Auxiliary Contact, Rated 10 A 600 V, Normally Closed (60 and 100 A Devices)
30ASW	30 Amp Non-Fused Replacement Switch
6080A-NF	60/80 Amp Non-Fused Replacement Switch
30ASW-F	30 Amp Fused Replacement Switch
60ASW-F	60 Amp Fused Replacement Switch
100SW-NF	100 Amp Non-Fused Replacement Switch
HUB-34*	3/4" Conduit Hub
HUB-100*	1" Conduit Hub
HUB-114*	1-1/4" Conduit Hub
HUB-112*	1-1/2" Conduit Hub

*Die-cast zinc conduit hubs NEMA 4X rated

International Configurations

16 A Splashproof

INTERNATIONAL CONFIGURATIONS

Product Features

- Offering includes plugs, connectors, panel mount and surface mount socket outlets, inlets and backboxes
- Available in 16, 32, 63 and 125 Amps
- Ideal for use overseas where voltage and amperage requirements differ from North American standards

Splashproof (IP44) devices features:

- Easy access to wire chambers
- Locking strain relief grip
- Spring clip connection to speed assembly on 16/32 A plugs and connectors
- Rubber gland for watertight seal
- Easily opened, spring-loaded cap on connectors and socket outlets

IP44
Splashproof

Splashproof (IP44) Devices

Plug

Connector

Panel Mount Socket Outlet

Surface Mount Socket Outlet with Back Box

Panel Mounting Inlet

Back Box

Splashproof (IP44) International Rated Devices

Amps	Poles	Hz	Volts	Connector/ Outlet Clock Position	Plug/ Inlet View	Plug	Connector	Panel Mount Socket Outlet	Surface Mount Socket Outlet w/ Back Box	Panel Mount Inlet	Back Box
16	2P+E (2P, 3W)	50/60Hz	100-130	4		S216-P4	S216-C4	S216-R4	S216-S4	S216-B4	BB16-A
			200-250	6		S216-P6	S216-C6	S216-R6	S216-S6	S216-B6	BB16-A
			380-415	9		S216-P9	S216-C9	S216-R9	S216-S9	S216-B9	BB16-A
	3P+E (3P, 4W)	50/60Hz	200-250	9		S316-P9	S316-C9	S316-R9	S316-S9	S316-B9	BB16-A
		50/60Hz	380-415	6		S316-P6	S316-C6	S316-R6	S316-S6	S316-B6	BB16-A
		60Hz	440-460	11		S316-P11	S316-C11	S316-R11	S316-S11	S316-B11	BB16-A
	3P+N+E (4P, 5W)	50/60Hz	208-250	9		S416-P9	S416-C9	S416-R9	S416-S9	S416-B9	BB16-A
		50/60Hz	346-415	6		S416-P6	S416-C6	S416-R6	S416-S6	S416-B6	BB16-A
		60Hz	440-460	11		S416-P11	S416-C11	S416-R11	S416-S11	S416-B11	BB16-A

ORDERING INFORMATION

For International Configurations

S	4	16	-	C	11
Prefix	**Poles (Not Wires)**	**3rd-5th Digit**	**Dash**	**Letter**	**Clock Position**
S = Splashproof	2 = 2 Pole	16 = 16 Amp	-	P = Plug	4 = 4 o'clock
W = Watertight	3 = 3 Pole	32 = 32 Amp	-	C = Connector	6 = 6 o'clock
	4 = 4 Pole	63 = 63 Amp	-	R = Receptacle (Flush Mount Socket Outlet)	9 = 9 o'clock
		125 = 125 Amp	-	S = Surface Mount Receptacle Socket Outlet	11 = 11 o'clock
				B = Inlet	

Splashproof (IP44) International Rated Devices

Amps	Poles	Hz	Volts	Connector/ Outlet Clock Position	Plug/ Inlet View	Plug	Connector	Panel Mount Socket Outlet	Surface Mount Socket Outlet w/ Back Box	Panel Mount Inlet	Back Box
32	2P+E (2P, 3W)	50/60Hz	100-130	4		S232-P4	S232-C4	S232-R4	S232-S4	S232-B4	BB32-A
			200-250	6		S232-P6	S232-C6	S232-R6	S232-S6	S232-B6	BB32-A
			380-415	9		S232-P9	S232-C9	S232-R9	S232-S9	S232-B9	BB32-A
	3P+E (3P, 4W)	50/60Hz	200-250	9		S332-P9	S332-C9	S332-R9	S332-S9	S332-B9	BB32-A
		50/60Hz	380-415	6		S332-P6	S332-C6	S332-R6	S332-S6	S332-B6	BB32-A
		60Hz	440-460	11		S332-P11	S332-C11	S332-R11	S332-S11	S332-B11	BB32-A
	3P+N+E (4P, 5W)	50/60Hz	208-250	9		S432-P9	S432-C9	S432-R9	S432-S9	S432-B9	BB32-A
		50/60Hz	346-415	6		S432-P6	S432-C6	S432-R6	S432-S6	S432-B6	BB32-A
		60Hz	440-460	11		S432-P11	S432-C11	S432-R11	S432-S11	S432-B11	BB32-A

International Configurations

16 A Watertight

INTERNATIONAL CONFIGURATIONS

Product Features

- Offering includes plugs, connectors, panel mount and surface mount socket outlets, inlets and backboxes
- Available in 16, 32, 63 and 125 Amps
- Ideal for use overseas where voltage and amperage requirements differ from North American standards

Watertight (IP66/67) devices features:

- Molded-on gaskets for a trusted watertight seal
- Nickel-plated brass pins and sleeves are corrosion-resistant
- Easy access to wire chambers
- Locking strain relief grip
- Spring clip connection to speed assembly on 16/32 A plugs and connectors
- Rubber gland for watertight seal
- Easily opened, spring-loaded cap on connectors and socket outlets

IP 66/67 Watertight

Watertight (IP66/67) Devices

Plug

Connector

Panel Mount Socket Outlet

Surface Mount Socket Outlet with Back Box

Panel Mount Inlet

Back Box

Watertight (IP66/67) International Rated Devices

Amps	Poles	Hz	Volts	Connector/ Outlet Clock Position	Plug/ Inlet View	Plug	Connector	Panel Mount Socket Outlet	Surface Mount Socket Outlet w/ Back Box	Panel Mount Inlet	Back Box
16	2P+E (2P, 3W)	50/60Hz	100-130	4		W216-P4	W216-C4	W216-R4	W216-S4	W216-B4	BB16-A
		50/60Hz	200-250	6		W216-P6	W216-C6	W216-R6	W216-S6	W216-B6	BB16-A
		50/60Hz	380-415	9		W216-P9	W216-C9	W216-R9	W216-S9	W216-B9	BB16-A
	3P+E (3P, 4W)	50/60Hz	200-250	9		W316-P9	W316-C9	W316-R9	W316-S9	W316-B9	BB16-A
		50/60Hz	380-415	6		W316-P6	W316-C6	W316-R6	W316-S6	W316-B6	BB16-A
		60Hz	440-460	11		W316-P11	W316-C11	W316-R11	W316-S11	W316-B11	BB16-A
	3P+N+E (4P, 5W)	50/60Hz	208-250	9		W416-P9	W416-C9	W416-R9	W416-S9	W416-B9	BB16-A
		50/60Hz	346-415	6		W416-P6	W416-C6	W416-R6	W416-S6	W416-B6	BB16-A
		60Hz	440-460	11		W416-P11	W416-C11	W416-R11	W416-S11	W416-B11	BB16-A

International Configurations

32 A, 63 A, 125 A Watertight

Watertight (IP66/67) International Rated Devices											
Amps	Poles	Hz	Volts	Connector/ Outlet Clock Position	Plug/ Inlet View	Plug	Connector	Panel Mount Socket Outlet	Surface Mount Socket Outlet w/ Back Box	Panel Mount Inlet	Back Box
32	2P+E (2P, 3W)	50/60Hz	100-130	4		W232-P4	W232-C4	W232-R4	W232-S4	W232-B4	BB32-A
		50/60Hz	200-250	6		W232-P6	W232-C6	W232-R6	W232-S6	W232-B6	BB32-A
		50/60Hz	380-415	9		W232-P9	W232-C9	W232-R9	W232-S9	W232-B9	BB32-A
	3P+E (3P, 4W)	50/60Hz	200-250	9		W332-P9	W332-C9	W332-R9	W332-S9	W332-B9	BB32-A
		50/60Hz	380-415	6		W332-P6	W332-C6	W332-R6	W332-S6	W332-B6	BB32-A
		60Hz	440-460	11		W332-P11	W332-C11	W332-R11	W332-S11	W332-B11	BB32-A
	3P+N+E (4P, 5W)	50/60Hz	208-250	9		W432-P9	W432-C9	W432-R9	W432-S9	W432-B9	BB32-A
		50/60Hz	346-415	6		W432-P6	W432-C6	W432-R6	W432-S6	W432-B6	BB32-A
		60Hz	440-460	11		W432-P11	W432-C11	W432-R11	W432-S11	W432-B11	BB32-A
63	2P+E (2P, 3W)	50/60Hz	200-250	6		W263-P6	W263-C6	W263-R6	W263-S6	W263-B6	BB63-A
	3P+E (3P, 4W)	50/60Hz	200-250	9		W363-P9	W363-C9	W363-R9	W363-S9	W363-B9	BB63-A
		50/60Hz	380-415	6		W363-P6	W363-C6	W363-R6	W363-S6	W363-B6	BB63-A
		60Hz	440-460	11		W363-P11	W363-C11	W363-R11	W363-S11	W363-B11	BB63-A
	3P+N+E (4P, 5W)	50/60Hz	208-250	9		W463-P9	W463-C9	W463-R9	W463-S9	W463-B9	BB63-A
		50/60Hz	346-415	6		W463-P6	W463-C6	W463-R6	W463-S6	W463-B6	BB63-A
		60Hz	440-460	11		W463-P11	W463-C11	W463-R11	W463-S11	W463-B11	BB63-A
125	2P+E (2P, 3W)	50/60Hz	200-250	6		W2125-P6	W2125-C6	W2125-R6	W2125-S6	W2125-B6	BB125-A
	3P+E (3P, 4W)	50/60Hz	200-250	9		W3125-P9	W3125-C9	W3125-R9	W3125-S9	W3125-B9	BB125-A
		50/60Hz	380-415	6		W3125-P6	W3125-C6	W3125-R6	W3125-S6	W3125-B6	BB125-A
		60Hz	440-460	11		W3125-P11	W3125-C11	W3125-R11	W3125-S11	W3125-B11	BB125-A
	3P+N+E (4P, 5W)	50/60Hz	208-250	9		W4125-P9	W4125-C9	W4125-R9	W4125-S9	W4125-B9	BB125-A
		50/60Hz	346-415	6		W4125-P6	W4125-C6	W4125-R6	W4125-S6	W4125-B6	BB125-A
		60Hz	440-460	11		W4125-P11	W4125-C11	W4125-R11	W4125-S11	W4125-B11	BB125-A

Flexibility to meet OEM needs

Whether it's providing custom SKU configurations, private labeling or product modifications, our manufacturing processes allow us to tailor production for your application.

Saving you time and money with bulk packaging, product modifications and performing agency testing so you can get the job done faster by cutting down labor hours.

We're dedicated to developing long-lasting relationships and support you can count on.

North American IEC 60309-1 & IEC 60309-2 Clock Diagram

A Guide to Color, Numbering and Ratings

In order to prevent connecting devices to an incorrect power source, the IEC 60309 Standard specifies both physical attributes and marking requirements to prevent such mismatch. The dimensions of the device and ground pin, color of the device, and location of the ground pin are all designed for safety requirements.

Devices are color-coded based on voltage and frequency, and these combinations are distinguished by the location of the ground pin relative to a keyway in the housing. The ground pin can be in one of twelve locations spaced at 30° intervals around the circle on which all the pins lie representing a clock. The various positions are referenced from the view of the open side of a socket (or connector/receptacle); the 6 o'clock (180°) position is at the same angle as the keyway, and is oriented downwards. The ground pin also has a larger diameter than the other pins, preventing the wrong type of plug being inserted into a socket, connector, or receptacle.

Rated Operating Voltage	Color
100 to 130 VAC	Yellow
125/250 VAC	Orange
200 to 250 VAC	Blue
277 VAC	Gray
380 to 480 VAC	Red
500 to 690 VAC	Black

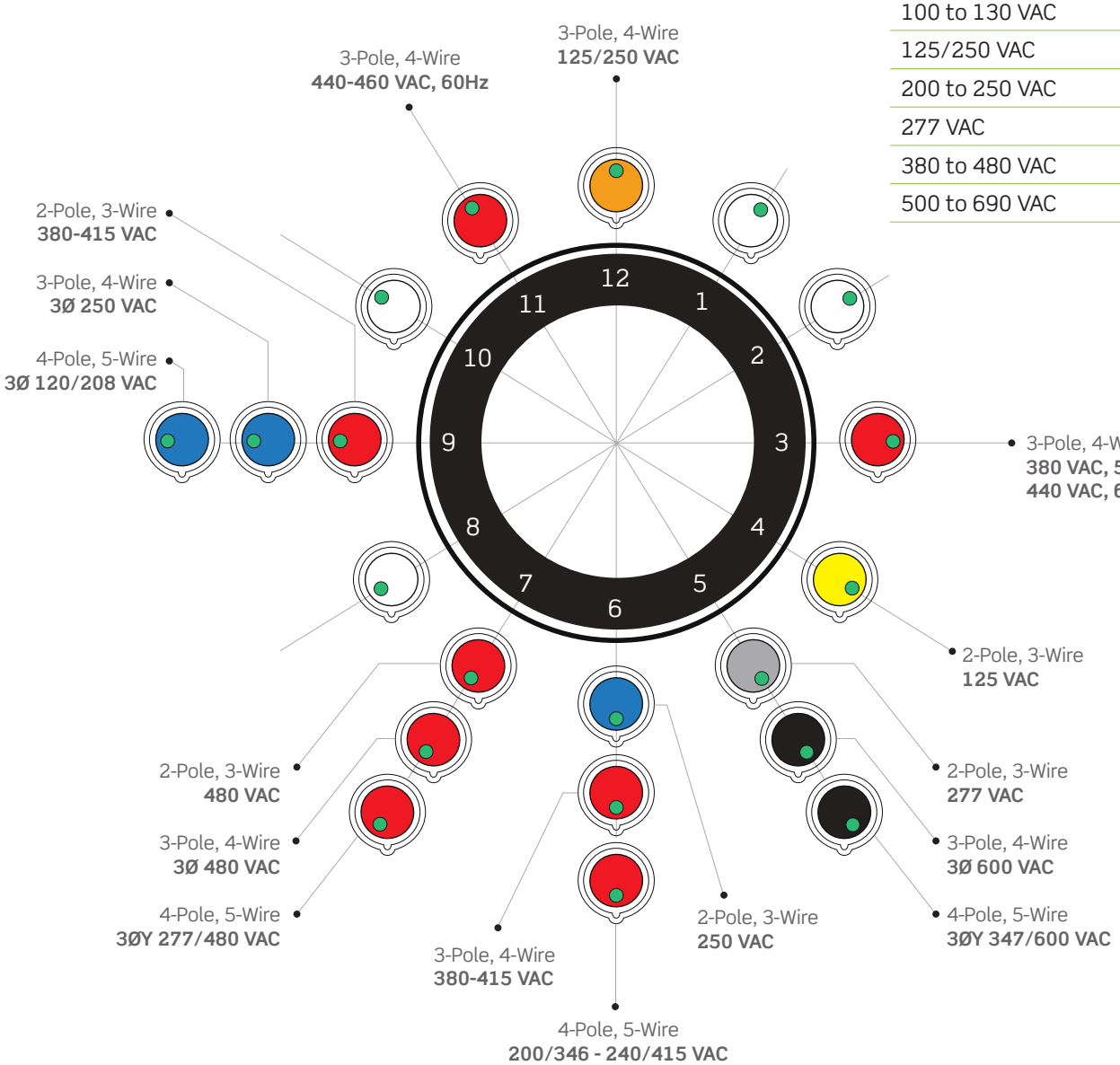

inform™

Inform™ is an award-winning technology platform that enables Leviton products to provide real-time product data to the end-user. This data is used to improve safety, efficiency and productivity.

Learn more about inform™

IMPROVE SAFETY & EFFICIENCY
by monitoring the power quality and performance of the devices

MINIMIZE UNPLANNED DOWNTIME
by alerting end-users of potential problems with real-time information via line-of-sight or app related notifications

MAXIMIZE PRODUCTIVITY
by contributing to overall predictive maintenance schemes

Learn more at **leviton.com/inform**

Leviton Manufacturing Co., Inc.
201 N Service Rd, Melville, NY 11747
Telephone: 1-800-323-8920 • FAX: 1-800-832-9538
Tech Line (Monday – Friday 8am to 10pm, Saturday 9am to 7pm, Sunday 9am to 5pm - E.S.T.): 1-800-824-3005

Visit our Website at: www.leviton.com email: industrial@leviton.com

© 2023 Leviton Manufacturing Co., Inc. All rights reserved. Specifications subject to change without notice.

Q-907G