ACID WASTE PIPING SYSTEMS

INDUSTRIAL SYSTEMS

YOUR LAB SPECIALIST

- Enfield™ Electrofusion Acid Waste Systems FRPP & NRFPP
- Labline® Mechanical-Joint Acid Waste System FRPP
- Plenumline™ Mechanical Joint Acid Waste System FR-PVDF
- Encase™ Double Containment System FRPP & NFRPP
- Neutratank® Neutralization Tanks HDPE & PP
- Floway™ Drains PP
- Neutrasystem2™ Monitoring

We build tough products for tough environments®

IPEX by aliaxis

Integrated Total Laboratory SOLUTIONS

For more than 30 years, IPEX has been supplying industrial, commercial, school and hospital laboratories throughout North America with high-quality, easy-to-install acid waste systems designed to handle a wide variety of chemicals and pH levels.

Our comprehensive line of dedicated acid waste conveyance, neutralization and monitoring systems offers innovative features not available with any other system. In fact, IPEX Enfield™ electrofusion and Labline® mechanical joint systems have long been recognized as the industry benchmark for performance and reliability, and are among the most widely specified systems in North America. Also available through IPEX is the next generation, E-84 compliant Plenumline™ system, made of flame retardant PVDF for extremely demanding applications such as return-air plenums.

The complete range of IPEX integrated total solutions for acid waste applications also includes our Neutratank® neutralization tanks, Neutrasystem2™ pH monitoring system and Floway™ drains, as well as Encase™ double containment systems.

Increasingly stringent government and industry standards, along with the widespread public desire to minimize the impact of chemical waste on the environment, continues to make compliance a vital concern for our customers.

- IPEX offers a complete range of pipe and fittings in a variety of materials to suit any acid waste application.
- With the ability to handle intermittent temperatures from -10°F to 212°F and self extinguishing properties, our flame-retardant polypropylene (FRPP) systems are ideally suited for all above-grade laboratory applications.

- With identical chemical/temperature properties for below-grade installations, our non-flame-retardant polypropylene (NFRPP) is the material of choice.
- Specifically designed and approved for use in return-air plenums or higher temperature/higher concentration applications, IPEX offers a flame-retardant polyvinylidenefluoride (FR-PVDF) system.

Compared to conventional ductile iron and borosilicate glass systems, all three IPEX thermoplastic materials exhibit excellent resistance to a wide range of chemicals with pH from 1 to 13 and will not corrode, rust, pit or scale and offer much greater flexibility/impact resistance. The result: far easier installations, low maintenance and substantial cost savings over the life of the systems.

YOUR FULL-SPECTRUM ACID WASTE SPECIALIST

ENFIELD™

LABLINE®

PLENUMLINE™

FLOWAY™

NEUTRATANK®

NEUTRASYSTEM2™

ENFIELD™ ELECTROFUSION ACID WASTE SYSTEMS

ENFIELD™

Enfield electrofusion fittings are molded with an integral resistance wire in the socket, with jointing completed by energizing the resistance wire via a microprocessor controlled Enfusion Control Unit. The result of these innovations is an unparalleled level of joint reliability and repeatability. Enfield has proven over time that it produces the optimum level of performance where it matters most – at the joint interface. It offers unprecedented control of jointing – controlled fit, controlled temperature and controlled time.

Enfield offers polypro fittings, constructed with a heavy gauge resistance wire that is integrally molded into the socket. These are considered to be the premier fittings on the market.

ADVANTAGES

POSITIVE RELIABLE JOINTS made in 2 minutes – installation time is reduced

SEVERAL JOINTS CAN BE MADE AT ONE TIME

PROVEN RELIABILITY for over a decade

ENFIELD IS MANUFACTURED FROM POLYPROPYLENE which has an operating temperature range from -10°F to 212°F. *This allows systems to be flushed with boiling water

HEAVY GAUGE RESISTANCE WIRE molded into sockets – no loose components, controlled fusion of joints

EASY CONNECTING heavy duty socket terminal posts complete with protection ears

MICROPROCESSOR CONTROLLED ENFUSION UNIT ensures secure joints and joint repeatability

MATCHED SYSTEM – high quality pipe and fittings are matched to give ease of installation and long term reliability

EASY TO INSTALL – even in difficult areas

INSTALLED COST 50% LESS THAN GLASS

BREAKAGE FACTOR ELIMINATED

MAINTENANCE FREE

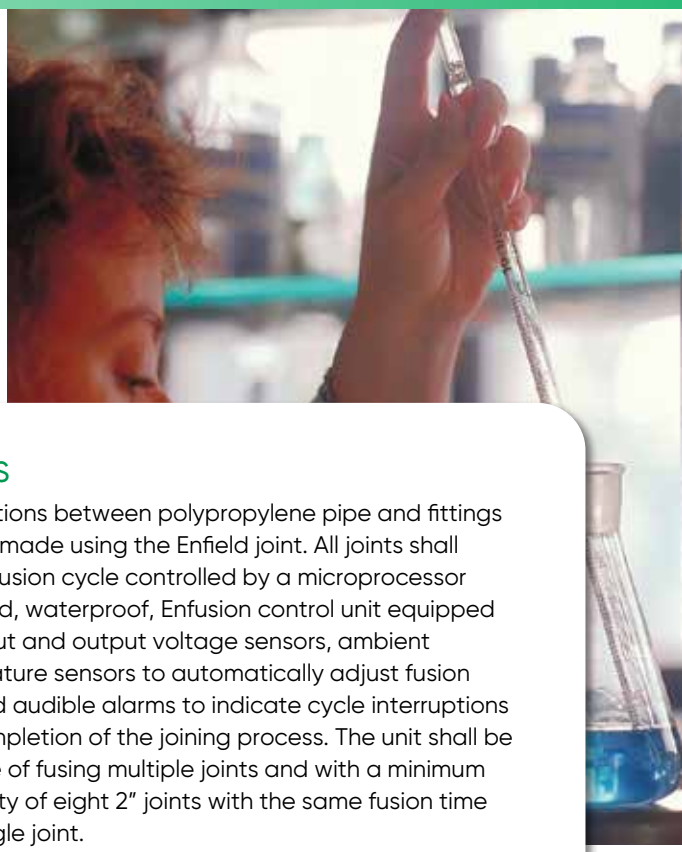

SHORT FORM SPECIFICATIONS

GENERAL

Acid waste drain and vent system, as shown on drawings, shall be NSF listed and CSA certified Schedule 40, polypropylene as manufactured by IPEX. System to include pipe supplied in 10 ft. lengths (or 20 ft lengths if NFRPP is specified), fittings, traps and neutralization tanks from the same manufacturer. It shall also include recommended adapters to connect to other piping materials, where applicable.

MATERIAL

Pipe shall be made from NSF listed Type 110 or 210, flame retardant polypropylene conforming to ASTM D4101, with a maximum average flame spread of zero seconds and a maximum extent of burning of 13 mm, in accordance with ASTM D635. Matched fittings shall be made from NSF listed flame retardant polypropylene with average maximum burn time of 80 seconds and maximum extent of burning of 20 mm in accordance with ASTM D635.

If NFRPP pipe is specified, it shall be made from NSF 14 listed and CSA certified Schedule 40 PP as manufactured by IPEX. Pipe shall comply with ASTM F1412 and material used shall comply with the material requirements of ASTM D4101.

FITTINGS

Fittings shall be NSF listed and have an integral heavy gauge, nickel/chrome electrical resistance wire molded in place in the fitting body. Copper wire elements, loose wire or other loose joint components, are prohibited. Fittings shall be Enfield or approved equal.

JOINTS

Connections between polypropylene pipe and fittings shall be made using the Enfield joint. All joints shall have a fusion cycle controlled by a microprocessor operated, waterproof, Enfusion control unit equipped with input and output voltage sensors, ambient temperature sensors to automatically adjust fusion time and audible alarms to indicate cycle interruptions and completion of the joining process. The unit shall be capable of fusing multiple joints and with a minimum capability of eight 2" joints with the same fusion time as a single joint.

Connections between polypropylene and other piping materials shall be made using Enfield adapters according to manufacturer's (IPEX) recommendations. All electrofusion machines shall be third party certified by UL and CSA.

INSTALLATION AND TESTING

Installation and testing shall be in accordance with the contract drawings, the manufacturer's recommendations and the local plumbing codes. Testing with compressed air is prohibited. The entire system shall be installed free of stress and in proper alignment. Horizontal supports shall provide a wide bearing area and be free of burrs or sharp edges. Support spacings shall be in accordance with the manufacturer's recommendations and local plumbing codes. Vertical piping shall have riser clamps at each floor. Pipe supports should be installed so that horizontal piping is in uniform alignment and with a uniform slope of at least 1/8" per foot or in accordance with the local plumbing codes.

PRODUCT SELECTION CHART

AW POLYPROPYLENE PIPE FLAME RETARDANT Sch 40

10' Lengths

Dimension inches	Significant Number	Product Code
1-1/2	W001	146001
2	W002	146002
3	W003	146003
4	W004	146004
6	W006	146006
8	W008	146008
10	W010	146010
12	W012	146012

AW POLYPROPYLENE PIPE FLAME RETARDANT Sch 40

20' Lengths
Note: 20' Schedule 40 FR pipe is a non-stock item available upon special request.

Dimension inches	Significant Number	Product Code
1-1/2	W001-20	146031
2	W002-20	146032
3	W003-20	146033
4	W004-20	146034
6	W006-20	146036
8	W008-20	146038
10	W010-20	146040

AW POLYPROPYLENE PIPE FLAME RETARDANT Sch 80

10' Lengths

1-1/2	WT001	146013
2	WT002	146014
3	WT003	146015
4	WT004	146016

AW POLYPROPYLENE PIPE FLAME RETARDANT Sch 80

3	WT003-20	146024

20' Lengths
Note: 20' Schedule 80 FR pipe is a non-stock item available upon special request.

AW POLYPROPYLENE PIPE BLACK NON-FLAME RETARDANT Sch 40

20' Lengths

1-1/2	WB01	146101
2	WB02	146102
3	WB03	146103
4	WB04	146104
6	WB06	146106
8	WB08	146108
10	WB10	146110
12	WB12	146212

AW POLYPROPYLENE PIPE BLACK NON-FLAME RETARDANT Sch 80

20' Lengths

1-1/2	WB1106	146201
2	WB1107	146202
3	WB1108	146203
4	WB1109	146204
6	WB1110	146206
8	WB1111	146208
10	WB1112	146210
12	WB1113	146211

BLACK NON-FLAME RETARDANT ENFIELD COUPLING

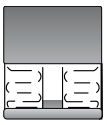

2	L162B	257147
3	L163B	257150
4	L164B	257154
6	L166B	257158
8	L168B	257161
10	L1610B	257143
12	L1612B	257145

COUPLING EJ

1-1/2	L161	257141
2	L162	257146
3	L163	257149
4	L164	257153
6	L166	257157
8	L168	257160
10	L1610	257142
12	L1612	257144

IPEX components are dimensionally matched; do not install system of mixed brands without our expressed written consent.

PRODUCT SELECTION CHART

FABRICATED REPAIR COUPLING EJ

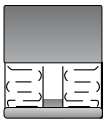

Dimension inches	Significant Number	Product Code
2	L162R	257148
3	L163R	257152
4	L164R	257156
6	L166R	257159
8	L168R	257295

90° SWEEP EJ

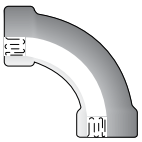

Dimension inches	Significant Number	Product Code
1-1/2	L171	257171
2	L172	257172
3	L173	257173
4	L174	257174
6	L176	257175

90° SWEEP EJ x Sp

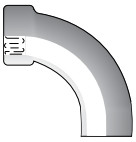

Dimension inches	Significant Number	Product Code
1-1/2	L281	257281
2	L282	257282
3	L283	257283
4	L284	257284
6	L286	257286

1/8 BEND EJ



Dimension inches	Significant Number	Product Code
1-1/2	L191	257191
2	L192	257194
3	L193	257195
4	L194	257196
6	L196	257197

1/8 BEND EJ x Sp

Dimension inches	Significant Number	Product Code
1-1/2	L211	257221
2	L212	257222
3	L213	257223
4	L214	257224
6	L216	257225

FABRICATED 1/8 BEND EJ

Dimension inches	Significant Number	Product Code
8	L198	257198
10	L1910	257192
12	L1912	257193

1/4 BEND (90°) EJ

Dimension inches	Significant Number	Product Code
1-1/2	L181	257181
2	L182	257184
3	L183	257031
4	L184	257032
6	L186	257033

1/4 BEND (90°) EJ x Sp

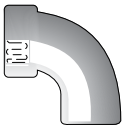

Dimension inches	Significant Number	Product Code
1-1/2	L291	257291
2	L292	257293
3	L293	257034
4	L294	257035
6	L296	257036

1/4 BEND EJ x Ln

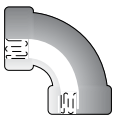

Dimension inches	Significant Number	Product Code
1-1/2	L291 A	257292

FABRICATED 1/4 BEND (90°) EJ

Dimension inches	Significant Number	Product Code
8	L188	257185
10	L1810	257182
12	L1812	257183

SANITARY TEE EJ

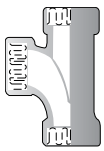

Dimension inches	Significant Number	Product Code
1-1/2	L201	257201
2	L202	257206
3	L203	257208
4	L204	257211

IPEX components are dimensionally matched; do not install system of mixed brands without our expressed written consent.

PRODUCT SELECTION CHART

FABRICATED SANITARY TEE EJ

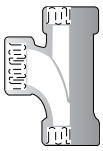

Dimension inches	Significant Number	Product Code
6	L206	257214
8	L208	257217
10	L2010	257202
12	L2012	257205

REDUCING SANITARY TEE EJ

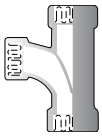

Dimension inches	Significant Number	Product Code
2 x 1-1/2	L2021	257207
3 x 1-1/2	L2031	257209
3 x 2	L2032	257210
4 x 2	L2042	257212
*4 x 3	L2043	257213

* Fabricated

FABRICATED REDUCING SANITARY TEE EJ

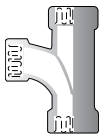

Dimension inches	Significant Number	Product Code
6 x 2	L2062	257215
6 x 4	L2064	257216
8 x 3	L2083	257163
8 x 4	L2084	257218
8 x 6	L2086	257219
10 x 3	L20103	257164
10 x 4	L20104	257203
10 x 6	L20106	257204
10 x 8	L20108	257165
12 x 4	L20124	257166
12 x 6	L20126	257167
12 x 8	L20128	257168
12 x 10	L201210	257169

DOUBLE SANITARY TEE EJ

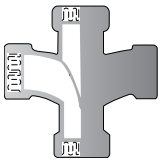

Dimension inches	Significant Number	Product Code
* 1-1/2	L351	257351
2	L352	257352
3	L353	257354
4	L354	257357

* Fabricated

REDUCING DOUBLE SANITARY TEE EJ

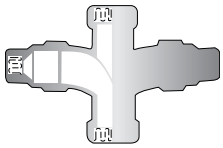

Dimension inches	Significant Number	Product Code
2 x 1-1/2	L3521	257353
3 x 1-1/2	L3531	257355
4 x 2	L3542	257358
4 x 3	L3543	257359

45° WYE EJ

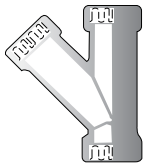

Dimension inches	Significant Number	Product Code
1-1/2	L371	257371
2	L372	257390
3	L373	257394
4	L374	257400
6	L376	257406

FABRICATED 45° WYE EJ

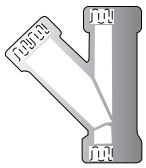

Dimension inches	Significant Number	Product Code
8	L378	257414
10	L3710	257372
12	L3712	257381

REDUCING WYE EJ

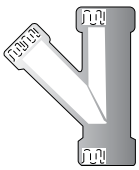

Dimension inches	Significant Number	Product Code
2 x 1-1/2	L3721	257391
3 x 1-1/2	L3731	257395
3 x 2	L3732	257396
4 x 1-1/2	L3741	257425
4 x 2	L3742	257401
4 x 3	L3743	257402
6 x 1-1/2	L3761	257426
6 x 2	L3762	257407
6 x 3	L3763	257408
6 x 4	L3764	257409

PRODUCT SELECTION CHART

FABRICATED REDUCING WYE EJ

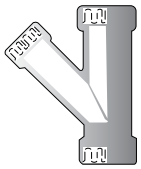

Dimension inches	Significant Number	Product Code
8 x 2	L3782	257427
8 x 3	L3783	257415
8 x 4	L3784	257416
8 x 6	L3786	257421
10 x 3	L37103	257428
10 x 4	L37104	257373
10 x 6	L37106	257379
10 x 8	L37108	257380
12 x 3	L37123	257429
12 x 4	L37124	257383
12 x 6	L37126	257387
12 x 8	L37128	257388
12 x 10	L371210	257430

COMBINATION WYE & 1/8 BEND (Long Turn Wye) EJ

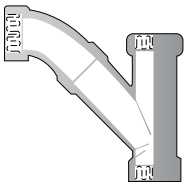

Dimension inches	Significant Number	Product Code
1-1/2	L3715	257389
2	L3725	257392
3	L3735	257397
4	L3745	257403
6	L3765	257410

FABRICATED COMBINATION WYE & 1/8 BEND EJ

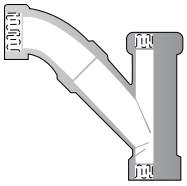

Dimension inches	Significant Number	Product Code
8	L3785	257417
10	L37105	257374
12	L37125	257384

REDUCING COMBINATION WYE & 1/8 BEND EJ

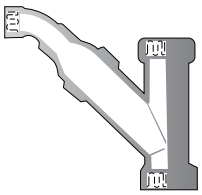

Dimension inches	Significant Number	Product Code
2 x 1-1/2	L37251	257393
3 x 1-1/2	L37351	257398
3 x 2	L37352	257399
4 x 1-1/2	L37451	257431
4 x 2	L37452	257404
4 x 3	L37453	257405
6 x 1-1/2	L37651	257432
6 x 2	L37652	257411
6 x 3	L37653	257412
6 x 4	L37654	257413

FABRICATED REDUCING COMBINATION WYE & 1/8 BEND EJ

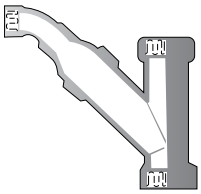

Dimension inches	Significant Number	Product Code
8 x 3	L37853	257418
8 x 4	L37854	257419
8 x 6	L37856	257420
10 x 3	L371053	257375
10 x 4	L371054	257376
10 x 6	L371056	257377
10 x 8	L371058	257378
12 x 3	L371253	257433
12 x 4	L371254	257434
12 x 6	L371256	257435
12 x 8	L371258	257386
12 x 10	L3712510	257385

FABRICATED DOUBLE 45° WYE EJ

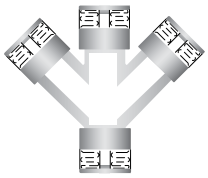

Dimension inches	Significant Number	Product Code
2	L382	257445
3	L383	257448
4	L384	257452
6	L386	257457
8	L388	257460
10	L3810	257442
12	L3812	257462

PRODUCT SELECTION CHART

REDUCING DOUBLE 45° WYE EJ

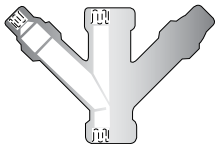

Dimension inches	Significant Number	Product Code
*2 x 1-1/2	L3821	257446
6 x 4	L3864	257458

* Fabricated

FABRICATED REDUCING DOUBLE 45° WYE EJ

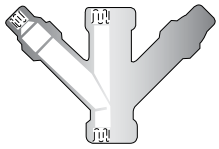

Dimension inches	Significant Number	Product Code
3 x 2	L3832	257449
4 x 2	L3842	257453
4 x 3	L3843	257454
8 x 6	L3886	257461
10 x 4	L38104	257443
10 x 6	L38106	257463
10 x 8	L38108	257444
12 x 4	L38124	257464
12 x 6	L38126	257465
12 x 8	L38128	257466
12 x 10	L381210	257467

FABRICATED DOUBLE COMBINATION WYE & 1/8 BEND EJ

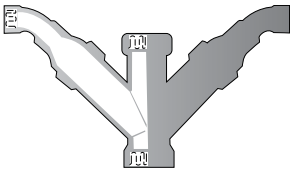

Dimension inches	Significant Number	Product Code
2	L3825	257447
3	L3835	257450
4	L3845	257455
6	L3865	257459

FABRICATED REDUCING DOUBLE COMBINATION WYE & 1/8 BEND EJ

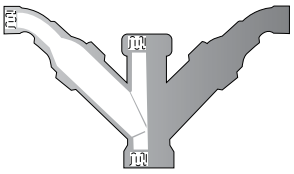

Dimension inches	Significant Number	Product Code
3 x 2	L38352	257451
4 x 2	L38452	257456

CLEANOUT Sp

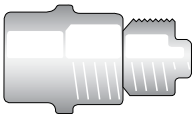

Dimension inches	Significant Number	Product Code
1-1/2	L241	257232
2	L242	257235
3	L243	257238
4	L244	257241
*6	L246	257244

*Fabricated

CLEANOUT PLUG Male Thread

Dimension inches	Significant Number	Product Code
1-1/2	L241A	257233
2	L242A	257236
3	L243A	257239
4	L244A	257242

CLEANOUT W/ BRASS PLUG Sp

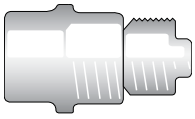

Dimension inches	Significant Number	Product Code
3	L2403	257247
4	L2404	257248

FABRICATED CLEANOUT TEE EJ

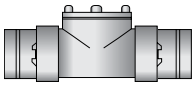

Dimension inches	Significant Number	Product Code
1-1/2	L901	257551
2	L902	257552
3	L903	257553
4	L904	257554
6	L906	257555

PRODUCT SELECTION CHART

MOLDED CAP EJ

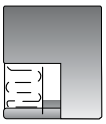

Dimension inches	Significant Number	Product Code
1-1/2	L639	257023
2	L640	257022

FABRICATED CAP EJ

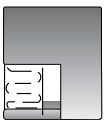

Dimension inches	Significant Number	Product Code
3	L643	257544
4	L644	257545
6	L646	257546
8	L648	257547
10	L6410	257542
12	L6412	257548

FLANGE – ASA 150 EJ

Dimension inches	Significant Number	Product Code
1-1/2	L361	257361
2	L362	257365
3	L363	257366
4	L364	257367
6	L366	257368

FABRICATED FLANGE – ASA 150 EJ

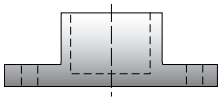

Dimension inches	Significant Number	Product Code
8	L368	257369
10	L3610	257362
12	L3612	257363

FABRICATED BLIND FLANGE – ASA 150

Dimension inches	Significant Number	Product Code
8	L3688	257370
10	L361010	257360
12	L361212	257364

REDUCING BUSHING Sp x EJ

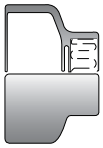

Dimension inches	Significant Number	Product Code
2 x 1-1/2	L3912	257472
** 3 x 1-1/2	L3913	257473
3 x 2	L3923	257476
** 4 x 1-1/2	L3914	257474
4 x 2	L3924	257477
4 x 3	L3934	257479
6 x 1-1/2	L3916	257475
6 x 3	L3936	257480
6 x 4	L3946	257483
8 x 3	L3938	257481
8 x 4	L3948	257484
8 x 6	L3968	257486
10 x 4	L39410	257482
10 x 6	L39610	257485
10 x 8	L39810	257487
12 x 4	L39412	257489
12 x 6	L39612	257490
12 x 8	L39812	257488
12 x 10	L391012	257471

** Discontinued when stock is depleted

ADAPTER FEMALE Thread x LN

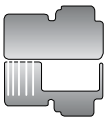

Dimension inches	Significant Number	Product Code
1-1/2	L101	257101

ADAPTER EJ x LN

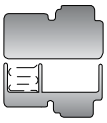

Dimension inches	Significant Number	Product Code
1-1/2	L111	257111

MALE ADAPTER EJ x Male Thread

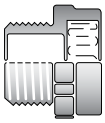

Dimension inches	Significant Number	Product Code
1-1/2	L141	257121
2	L142	257122

PRODUCT SELECTION CHART

FEMALE ADAPTER EJ x Female Thread

Dimension inches	Significant Number	Product Code
1-1/2	L151	257131
2	L152	257132
3	L153	257733
4	L154	257734

GLASS ADAPTER EJ x Bead

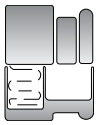

Dimension inches	Significant Number	Product Code
1-1/2	L451	257501
2	L452	257502
3	L453	257503
4	L454	257504

Duriron Adapter EJ X SPIGOT

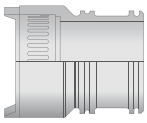

Dimension inches	Significant Number	Product Code
1-1/2	L461	257511

CAST IRON ADAPTER EJ x Sp

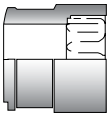

Dimension inches	Significant Number	Product Code
1-1/2	L460	257030
2	L462	257512
3	L463	257513
4	L464	257514

3" or 12" FRPP TAIL PIECE ADAPTER

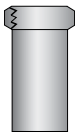

Dimension inches	Significant Number	Product Code
1-1/2 x 3	W303	257133
1-1/2 x 12	W3012	257134

C/W SPIG X BRASS COMPRESSION RING

1-1/2" x 12" FRPP SWIVEL SINK STRAINER ADAPTER
Spg x Female Thread

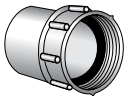

Dimension inches	Significant Number	Product Code
1-1/2 x 12	W5512	257090

C/W VITON® GASKET

FRPP SWIVEL SINK STRAINER ADAPTER Spg x Female Thread

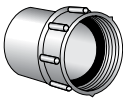

Dimension inches	Significant Number	Product Code
1-1/2	W551	257093
*1-1/2	W551G	156450

C/W VITON® GASKET
*Pregrooved for Labline. Nut and Olive are extra.

P TRAP – 2 PIECE EJ

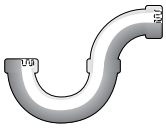

Dimension inches	Significant Number	Product Code
1-1/2	L1021	257104
2	L1022	257105

Shipped as 2 pieces

FABRICATED P TRAP – 2 PIECE EJ

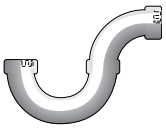

Dimension inches	Significant Number	Product Code
8	LT18	257566
10	LT110	257562

Shipped as 2 pieces

P TRAP – 3 PIECE EJ

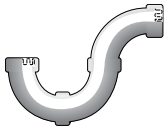

Dimension inches	Significant Number	Product Code
3	LT13	257563
4	LT14	257564
6	LT16	257565

Shipped as 3 pieces

COBRA PIPE CLIP

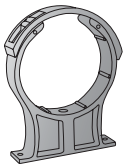

Dimension inches	Significant Number	Product Code
1-1/2	434310	437345
2	434311	437346
2-1/2	434312	437347
3	434313	437348
4	434314	437349
6	434317	437332

PIPE CLIP

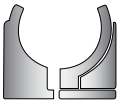

Dimension inches	Significant Number	Product Code
1-1/2	W251	156251
2	W252	156252

Obsolete when stock is depleted

UNIVERSAL TRAP – SOLID BASE, P Type EJ x Female Thread

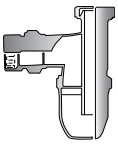

Dimension inches	Significant Number	Product Code
1-1/2	L501	257521
1-1/2	L5011	257522

UNIVERSAL TRAP – CLEAR BASE, P Type EJ x Female Thread

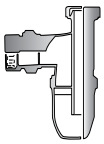

Dimension inches	Significant Number	Product Code
1-1/2	L511	257531
1-1/2	L5111	257532

PRODUCT SELECTION CHART

	Dimension inches	Significant Number	Product Code
UNIVERSAL TRAP – SOLID BASE, S Type EJ			
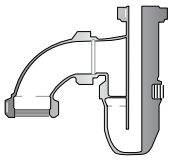	1-1/2	L5015	257523
UNIVERSAL TRAP – CLEAR BASE, S Type EJ			
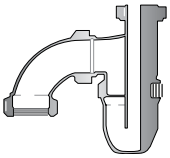	1-1/2	L5115	257533
FABRICATED EXPANSION JOINT			
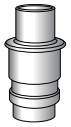	3	L803	257107
	4	L804	257108
	6	L806	257109
ENFUSION CONTROL UNIT – Complete Kit			
	–	EHHL2600	257279
	Kit includes hub clamps, 1 1/2" thru 6", connector cable & 5' link cable.		
ENFUSION HUB CLAMP – New T Bar Handle & Bushing			
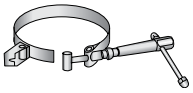	1-1/2	L26101	257254
	2	L26102	257256
	3	L26103	257257
	4	L26104	257258
	6	L26106	257259
	8	L26108	257260
	10	L261010	257255
	12	L261212	257262

	Dimension inches	Significant Number	Product Code
STAINLESS STEEL T HANDLE FOR HUB CLAMPS			
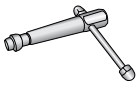	1-1/2 to 12	L2610T	257125
OIL IMPREGNATED BRASS BUSHINGS FOR CLAMPS			
	1-1/2 to 12	L2610B	257094
CONNECTOR CABLE – Current Style Machine			
	–	L26801	257278
CONNECTOR CABLE – Old Style Machine			
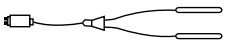	–	L26201	257263
CONNECTOR CABLE – EZ Connector Cable			
	–	L26901	257294
LINK CABLE c/w EZ CONNECTOR			
	2 ft. EZ	L26260	257268
	5 ft. EZ	L26261	257269
	10 ft. EZ	L26262	257270
	15 ft. EZ	L26263	257271
LINK CABLE c/w LINK LEAD			
	5 ft.	L26251	257265
	10 ft.	L26252	257266
	15 ft.	L26253	257267
FUSES			
	16 AMP	P52690	257801
	100 MILAMP	L26501	257276
	100 MILAMP	L26502	257277

LABLINE®

Labline® (Mechanical Joint) has displaced the more expensive and difficult to install glass and metal systems. Gone is the need for fusing, caulking or welding of joints. Joining of the Labline System is complete in just 30 seconds and once the nut is locked into place, the end-user is assured of many years of trouble-free service. Yet, because it is a mechanical joint, the system can be easily dismantled and re-used, making it ideal for modular designs and for systems that may require re-modeling in the future.

Both Labline® and Plenumline™ contain no-heat Elastolives™ for quick installation and high performance.

ADVANTAGES

30 SECOND JOINTING – save on installation time

PROVEN RELIABILITY for over 30 years

LABLINE IS MANUFACTURED FROM POLYPROPYLENE which has an operating temperature range from -10°F to 212°F.* This allows systems to be flushed with boiling water

ALL PLASTIC CONSTRUCTION – no galvanic action, electrolysis or corrosion in the joint

SIMPLE, INEXPENSIVE, NON-TEMPERAMENTAL TOOLS

EASY TO INSTALL, even in difficult areas

MASTERED BY PLUMBERS IN MINUTES. No pre-heating required to install olive

SYSTEM CHANGES DURING INSTALLATION CAN BE DONE WITHOUT SPOILING FITTINGS

CAN BE DISASSEMBLED AND RE-USED

IDEAL FOR MODULAR SYSTEMS

IDEAL FOR REMODELING

MATCHED SYSTEM – high quality pipe and fittings are matched to give ease of installation and long term reliability



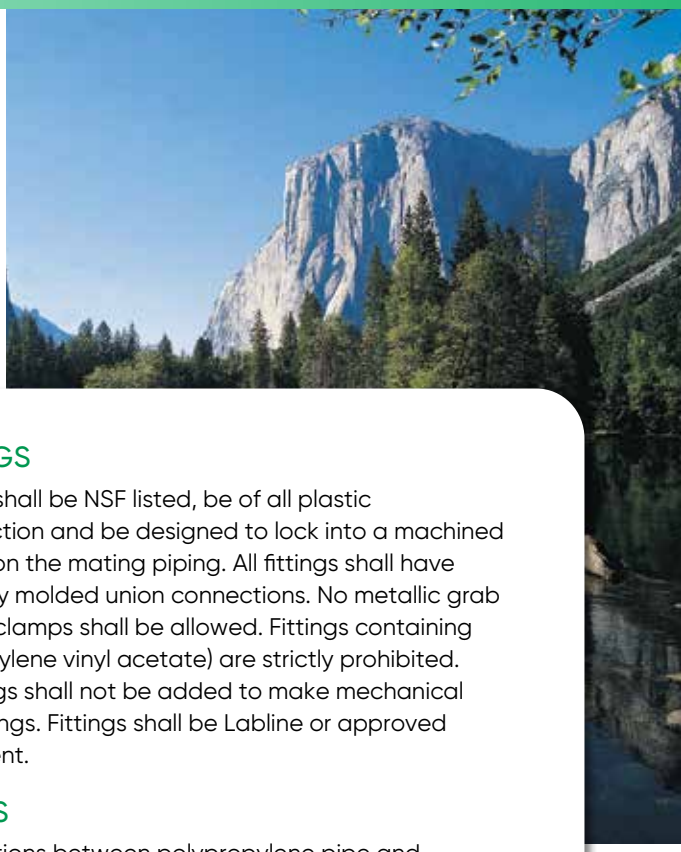

SHORT FORM SPECIFICATIONS

GENERAL

Acid waste drain and vent system, as shown on drawings, shall be NSF listed, Schedule 40, polypropylene as manufactured by IPEX to include pipe supplied in 10 ft. lengths (or 20 ft lengths if NFRPP is specified), and matched fittings, traps and neutralization tanks from the same manufacturer. It shall also include recommended adapters to connect to other piping materials, where applicable.

MATERIAL

Pipe shall be made from NSF listed Type 110 or 210, flame retardant polypropylene conforming to ASTM D4101, with a maximum average flame spread of zero seconds and a maximum extent of burning of 13 mm, in accordance with ASTM D635. Matched fittings shall be made from NSF listed flame retardant polypropylene with average maximum burn time of 80 seconds and maximum extent of burning of 20 mm in accordance with ASTM D635.

If NFRPP pipe is specified, it shall be made from NSF 14 listed and CSA certified Schedule 40 PP as manufactured by IPEX. Pipe shall comply with ASTM F1412 and material used shall comply with the material requirements of ASTM D4101.

FITTINGS

Fittings shall be NSF listed, be of all plastic construction and be designed to lock into a machined groove on the mating piping. All fittings shall have integrally molded union connections. No metallic grab rings or clamps shall be allowed. Fittings containing EVA (ethylene vinyl acetate) are strictly prohibited. Couplings shall not be added to make mechanical joint fittings. Fittings shall be Labline or approved equivalent.

JOINTS

Connections between polypropylene pipe and matched fittings shall be made using the Labline Joint.

INSTALLATION AND TESTING

Installation and testing shall be in accordance with the contract drawings, the manufacturer's recommendations and the local plumbing codes. Testing with compressed air is prohibited. The entire system shall be installed free of stress and in proper alignment. Horizontal supports shall provide a wide bearing area and be free of burrs or sharp edges. Support spacings shall be in accordance with the manufacturer's recommendations and local plumbing codes. Vertical piping shall have riser clamps at each floor. Pipe supports shall be installed so that horizontal piping is in uniform alignment and with a uniform slope of at least 1/8" per foot, or in accordance with the local plumbing codes.

PRODUCT SELECTION CHART

COUPLING

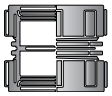

Dimension inches	Significant Number	Product Code
1-1/2	W161	156161
2	W162	156162
3	W163	156163
4	W164	156164

1/8 BEND (45°)

Dimension inches	Significant Number	Product Code
1-1/2	W191	156191
2	W192	156192
3	W193	156193
4	W194	156194

LOOSE NUT 1/8 BEND (45°) MJ x LN

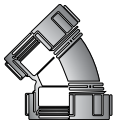

Dimension inches	Significant Number	Product Code
1-1/2	W211	156216
2	W212	156217
3	W213	156218
4	W214	156219

1/4 BEND (90°)

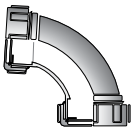

Dimension inches	Significant Number	Product Code
1-1/2	W181	156181
2	W182	156182
3	W183	156183
4	W184	156184

LOOSE NUT 1/4 BEND MJ x LN

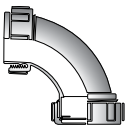

Dimension inches	Significant Number	Product Code
1-1/2	W291	156291
2	W292	156292
3	W293	156293
4	W294	156294

SANITARY TEE

Dimension inches	Significant Number	Product Code
1-1/2	W201	156201
2	W202	156203
3	W203	156206
4	W204	156210

REDUCING SANITARY TEE

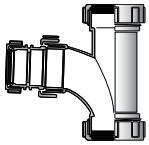

Dimension inches	Significant Number	Product Code
2 x 1-1/2	W2021	156204
3 x 1-1/2	W2031	156207
3 x 2	W2032	156208
4 x 1-1/2	W2041	156211
4 x 2	W2042	156212
4 x 3	W2043	156213

CLEANOUT TEE

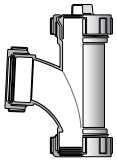

Dimension inches	Significant Number	Product Code
1-1/2	W2015	156202
2	W2025	156205
3	W2035	156209
4	W2045	156214

45° WYE

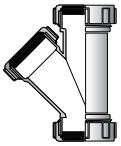

Dimension inches	Significant Number	Product Code
1-1/2	W371	156361
2	W372	156363
3	W373	156367
4	W374	156373

REDUCING 45° WYE

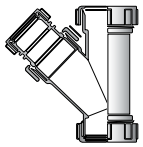

Dimension inches	Significant Number	Product Code
2 x 1-1/2	W3721	156364
3 x 1-1/2	W3731	156368
3 x 2	W3732	156369
4 x 1-1/2	W3741	156374
4 x 2	W3742	156375
4 x 3	W3743	156376

COMBINATION WYE & 1/8 BEND

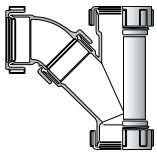

Dimension inches	Significant Number	Product Code
1-1/2	W3715	156362
2	W3725	156365
3	W3735	156370
4	W3745	156377

All Labline fittings are furnished assembled with Olives and Union Nuts.
IPEX components are dimensionally matched; do not install system of mixed brands without our expressed written consent.

PRODUCT SELECTION CHART

REDUCING COMBINATION WYE & 1/8 BEND

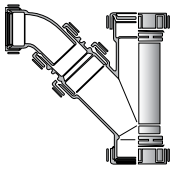

Dimension inches	Significant Number	Product Code
2 x 1-1/2	W37251	156366
3 x 1-1/2	W37351	156371
3 x 2	W37352	156372
4 x 1-1/2	W37451	156380
4 x 2	W37452	156378
4 x 3	W37453	156379

DOUBLE WYE

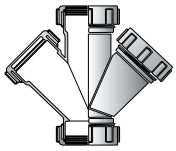

Dimension inches	Significant Number	Product Code
1-1/2	W381	156381
2	W382	156383
3	W383	156387
4	W384	156392

REDUCING DOUBLE WYE

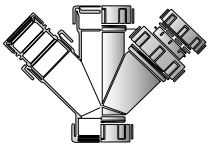

Dimension inches	Significant Number	Product Code
2 x 1-1/2	W3821	156384
3 x 1-1/2	W3831	156388
3 x 2	W3832	156389
4 x 1-1/2	W3841	156405
4 x 2	W3842	156393
4 x 3	W3843	156394

DOUBLE WYE & 1/8 BEND

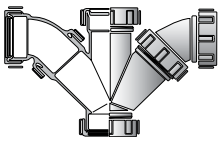

Dimension inches	Significant Number	Product Code
1-1/2	W3815	156382
2	W3825	156385
3	W3835	156390
4	W3845	156395

REDUCING DOUBLE WYE & 1/8 BEND

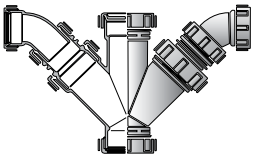

Dimension inches	Significant Number	Product Code
2 x 1-1/2	W38251	156386
3 x 1-1/2	W38351	156406
3 x 2	W38352	156391
4 x 1-1/2	W38451	156407
4 x 2	W38452	156396
4 x 3	W38453	156408

REDUCING COUPLING LN x MJ

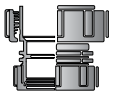

Dimension inches	Significant Number	Product Code
2 x 1-1/2	W3921	156397
3 x 1-1/2	W3931*	156398
3 x 2	W3932*	156400
4 x 1-1/2	W3941*	156399
4 x 2	W3942*	156401
4 x 3	W3943	156402

* Loose nut not furnished

THREADED ADAPTER Male Thread x Female Thread

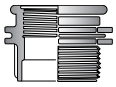

Dimension inches	Significant Number	Product Code
1-1/2 x 1-1/4	W121	156121
1-1/2 x 1-1/2	W131	156131

MALE ADAPTER MJ x Male Thread

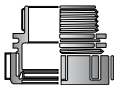

Dimension inches	Significant Number	Product Code
1-1/2	W141T	156141
2	W142	156142
3	W143	156143
4	W144	156144

FEMALE ADAPTER MJ x Female Thread

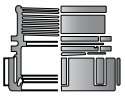

Dimension inches	Significant Number	Product Code
1-1/2	W151	156151
2	W152	156152

GLASS ADAPTER MJ x Bead

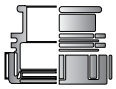

Dimension inches	Significant Number	Product Code
1-1/2	W451	156451
2	W452	156452
3	W453	156453
4	W454	156454

DURIRON ADAPTER MJ x Spigot

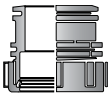

Dimension inches	Significant Number	Product Code
1-1/2	W461	156461
2	W462	156462
3	W463	156463
4	W464	156464

All Labline fittings are furnished assembled with Olives and Union Nuts.
IPEX components are dimensionally matched; do not install system of mixed brands without our expressed written consent.

PRODUCT SELECTION CHART

CLEANOUT PLUG

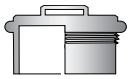

Dimension inches	Significant Number	Product Code
1-1/2	W241	156241
2	W242	156242
3	W243	156243
4	W244	156244

VENT LOOP U BEND

Dimension inches	Significant Number	Product Code
1-1/2	W1011	156101
2	W1012	156102

P TRAP – 2 PIECE

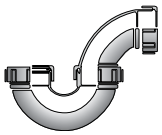

Dimension inches	Significant Number	Product Code
1-1/2	W1021	156103
2	W1022	156104

P TRAP – 3 PIECE LONG RADIUS

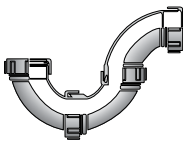

Dimension inches	Significant Number	Product Code
1-1/2	WT11	156711
2	WT12	156712
3	WT13	156713
4	WT14	156714

S TRAP – 3 PIECE

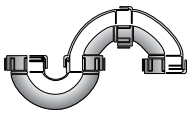

Dimension inches	Significant Number	Product Code
1-1/2	W1031	156105
2	W1032	156106

RUNNING TRAP – 3 PIECE

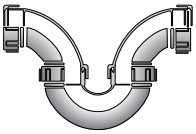

Dimension inches	Significant Number	Product Code
1-1/2	W1041	156107
2	W1042	156108

UNIVERSAL TRAP FEMALE Thread x MJ

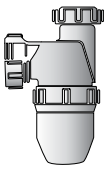

Dimension inches	Significant Number	Product Code
1-1/2	W501	156501
1-1/2	W511	156511
Transparent Base		
–	W5112	156512
PP Base Only		
–	W5113	156513
Clear Base Only		
–	W5114	156514
O-ring Gasket Only		
–	W5116	156516
Top Assembly For W501 & W511		

UNIVERSAL TRAP, S-TYPE FEMALE Thread x MJ

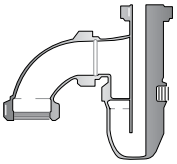

1-1/2	W5015	156502
*1-1/2	W5115	156515

* Transparent Base

SINK OUTLET w/ PLUG

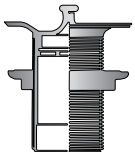

1-1/2 – 3-3/8	W301B (Black)	156303
1-1/2 – 3-3/8	W301W (White)	156304
1-1/2 – 2-7/8	W311B (Black)	156311
1-1/2 – 2-7/8	W311W (White)	156312
–	W3012B	156302

(Lock Nut For W301B)
Specify Black or White

SINK OUTLET PLUG

W3011B (Black)	156301
W3011W (White)	156305

SINK OVERFLOW

1-1/2	W321B (Black)	156321
1-1/2	W321W (White)	156322

All Labline fittings are furnished assembled with Olives and Union Nuts.
IPEX components are dimensionally matched; do not install system of mixed brands without our expressed written consent.

PRODUCT SELECTION CHART

CUP SINK ROUND

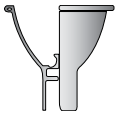

Dimension inches	Significant Number	Product Code
6 x 4 Deep	W401B	156403
4 x 4 Deep	W402	156404
–	W4011B (Plug for W401B)	156409

CUP SINK OVAL

Dimension inches	Significant Number	Product Code
6 x 3	W497	156491
9 x 3	W498	156493

DILUTION TRAP

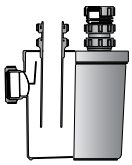

Dimension inches	Significant Number	Product Code
1-1/2	W601	156601

COBRA PIPE CLIP

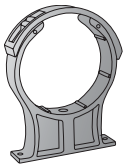

Dimension inches	Significant Number	Product Code
1-1/2	434310	437345
2	434311	437346
2-1/2	434312	437347
3	434313	437348
4	434314	437349
6	434317	437332

PIPE CLIP

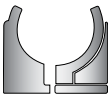

Dimension inches	Significant Number	Product Code
1-1/2	W251	156251
2	W252	156252

Obsolete when stock is depleted

UNION NUT

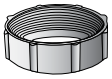

Dimension inches	Significant Number	Product Code
1-1/2	W231	156231
2	W232	156232
3	W233	156233
4	W234	156234

NO HEAT ELASTOLIVE YELLOW

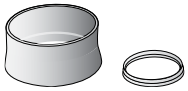

Dimension inches	Significant Number	Product Code
1-1/2	W221NH	156222
2	W222NH	156113
3	W223NH	156114
4	W224NH	156115

GROOVING TOOL

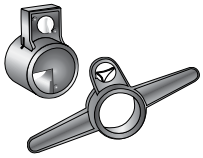

Dimension inches	Significant Number	Product Code
1-1/2	W261	156109
2	W262	156110
3	W263	156111
4	W264	156112

SPANNER

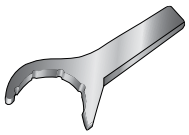

Dimension inches	Significant Number	Product Code
1-1/2	W2611	156264
2	W2622	156266
3	W2633	156268
4	W2644	156270

GROOVING TOOL & SPANNER COMBINATION SET

Dimension inches	Significant Number	Product Code
1-1/2	W261CS	156263
2	W262CS	156265
3	W263CS	156267
4	W264CS	156269

MECHANICAL JOINT LUBRICANT

Dimension inches	Significant Number	Product Code
1kg	–	156715

All Labline fittings are furnished assembled with Olives and Union Nuts.
IPEX components are dimensionally matched; do not install system of mixed brands without our expressed written consent.

PLENUMLINE™

Plenumline mechanical joint acid waste systems easily displace costly and difficult-to-install glass and metal systems. With Plenumline, time-consuming methods associated with conventional heavy and brittle systems are replaced by a time proven mechanical joint that takes only 30 seconds to complete. Once the Plenumline nut is locked in place, the end-user is assured of many years of trouble-free service. In addition, mechanical joint systems can easily be dismantled and re-used, making Plenumline ideal for modular designs and future expansions.

IPEX Plenumline is a robust acid waste system, made from flame-retardant PVDF thermoplastic, designed for challenging conditions, including highly restrictive return air plenum applications and high-temperature corrosive chemical waste situations.

ADVANTAGES

IDEALLY SUITED TO PLENUM APPLICATIONS

30-SECOND JOINTS SHORTEN INSTALLATION TIME

MANUFACTURED FROM FLAME RETARDANT PVDF, which has an operating temperature range from -40°F (-40°C) to 285°F (140°C). With this high upper limit, Plenumline systems can be flushed with boiling water.

ALL-PLASTIC CONSTRUCTION ELIMINATES GALVANIC ACTION, ELECTROLYSIS AND CORROSION IN THE JOINT.

EASY TO INSTALL, even in tight areas, by using simple, inexpensive tools. Mechanical joints are mastered by plumbers in minutes; no pre-heating is required to install the new blue elastolive.

MODULARIZED DESIGN means Plenumline components can be disassembled and re-used. In addition, system modifications during installation can be performed without damaging fittings.

HIGH-QUALITY PIPE AND FITTINGS are matched to simplify installation and extend long-term reliability.

FLAME RETARDANT PVDF material exhibits a flame spread index of 5 and smoke development index of 35 as tested in accordance with ASTM E84 and UL723.

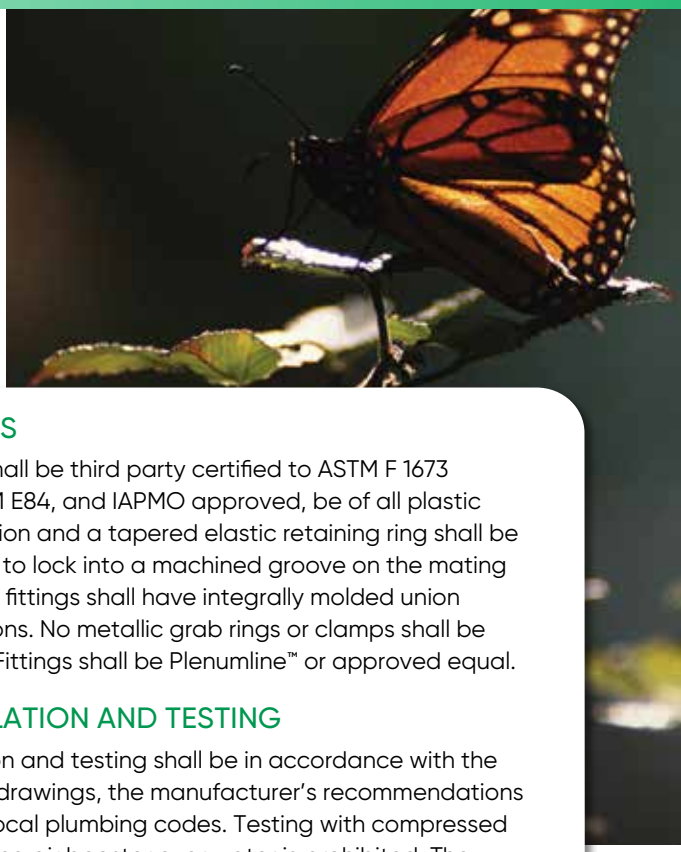

SHORT FORM SPECIFICATIONS

GENERAL

Acid waste drain and vent system, as shown on drawings, shall be IAPMO listed, Schedule 40, FR-PVDF as manufactured by IPEX to include pipe supplied in 10 ft. lengths and matched fittings, traps and neutralization tanks from the same manufacturer. It shall also include recommended adapters to connect to other piping materials, where applicable.

MATERIAL

Pipe and fittings shall be made from Kynar 740-02, flame retardant PVDF conforming to ASTM F 1673, with a limiting oxygen index (LOI) of 60, Resin must have a vertical burn rating of 94 V-0. Kynar 740-02 resin based on testing to ASTM E84 (UL 723) must have surface burning characteristics greater than or equal to a flame spread 5 and smoke development 35.

FITTINGS

Fittings shall be third party certified to ASTM F 1673 and ASTM E84, and IAPMO approved, be of all plastic construction and a tapered elastic retaining ring shall be designed to lock into a machined groove on the mating piping. All fittings shall have integrally molded union connections. No metallic grab rings or clamps shall be allowed. Fittings shall be Plenumline™ or approved equal.

INSTALLATION AND TESTING

Installation and testing shall be in accordance with the contract drawings, the manufacturer's recommendations and the local plumbing codes. Testing with compressed air including air booster over water is prohibited. The entire system shall be installed free of stress and in proper alignment. Horizontal supports shall provide a wide bearing area and be free of burrs or sharp edges. Support spacings shall be in accordance with the manufacturer's recommendations and local plumbing codes. Vertical piping shall have riser clamps at each floor. Pipe supports shall be installed so that horizontal piping is in uniform alignment and with a uniform slope of at least 1/8" per foot, or in accordance with the local plumbing code requirements.

PRODUCT SELECTION CHART

PIPE

Dimension inches	Significant Number	Product Code
1-1/2	W001P	147045
2	W002P	147046
3	W003P	147047
4	W004P	147048

COUPLING

Dimension inches	Significant Number	Product Code
1-1/2	W161P	157006
2	W162P	157007
3	W163P	157008
4	W164P	157009

1/8 BEND

Dimension inches	Significant Number	Product Code
1-1/2	W191P	157014
2	W192P	157015
3	W193P	157016
4	W194P	157017

LOOSE NUT 1/8 BEND

Dimension inches	Significant Number	Product Code
1-1/2	W211P	157024
2	W212P	157025
3	W213P	157026
4	W214P	157027

1/4 BEND

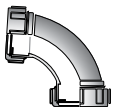

Dimension inches	Significant Number	Product Code
1-1/2	W181P	157010
2	W182P	157011
3	W183P	157012
4	W184P	157013

LOOSE NUT 1/4 BEND LN x MJ

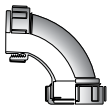

Dimension inches	Significant Number	Product Code
1-1/2	W291P	157032
2	W292P	157033
3	W293P	157034
4	W294P	157035

SANITARY TEE

Dimension inches	Significant Number	Product Code
1-1/2	W201P	157018
2	W202P	157019
3	W203P	157020
4	W204P	157021

REDUCING SANITARY TEE

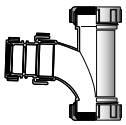

Dimension inches	Significant Number	Product Code
2 x 1-1/2	W2021P	157022
3 x 1/12	W2031P	157065
3 x 2	W2032P	157023
4 x 2	W2042P	157067
4 x 3	W2043P	157068

CLEANOUT TEE

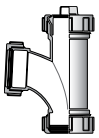

Dimension inches	Significant Number	Product Code
1-1/2	W2015P	157061
2	W2025P	157062
3	W2035P	157063
4	W2045P	157064

45° WYE

Dimension inches	Significant Number	Product Code
1-1/2	W371P	157036
2	W372P	157037
3	W373P	157038
4	W374P	157039

All fittings are furnished assembled with Olives and Union Nuts. IPEX components are dimensionally matched; do not install system of mixed brands without our expressed written consent.

PRODUCT SELECTION CHART

REDUCING 45° WYE

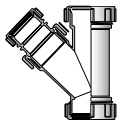

Dimension inches	Significant Number	Product Code
2 x 1-1/2	W3721P	157069
3 x 1/12	W3731P	157073
3 x 2	W3732P	157070
4 x 2	W3742P	157071
4 x 3	W3743P	157072

COMBINATION WYE & 1/8 BEND

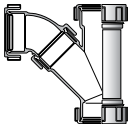

Dimension inches	Significant Number	Product Code
1-1/2	W3715P	157074
2	W3725P	157075
3	W3735P	157076
4	W3745P	157077

REDUCING COMBINATION WYE & 1/8 BEND

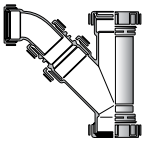

Dimension inches	Significant Number	Product Code
2 x 1-1/2	W37251P	157078
3 x 1/12	W37351P	157079
3 x 2	W37352P	157080
4 x 2	W37452P	157081
4 x 3	W37453P	157082

DOUBLE 45° WYE (Fabricated)

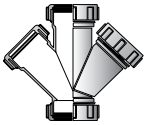

Dimension inches	Significant Number	Product Code
1-1/2	W381P	157049
2	W382P	157050
3	W383P	157051
4	W384P	157052

REDUCING DOUBLE WYE

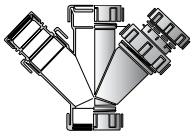

Dimension inches	Significant Number	Product Code
2 x 1-1/2	W3821P	157096
3 x 1/12	W3831P	157104
3 x 2	W3832P	157097
4 x 1-1/2	W38841P	157091
4 x 2	W3842P	157098
4 x 3	W3843P	157099

DOUBLE WYE & 1/8 BEND

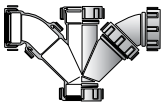

Dimension inches	Significant Number	Product Code
1-1/2	W3815P	157100
2	W3825P	157101
3	W3835P	157102
4	W3845P	157103

MALE ADAPTER MJ x Male Thread



Dimension inches	Significant Number	Product Code
1-1/2	W141P	157002
2	W142P	157003

FEMALE ADAPTER MJ x Female Thread

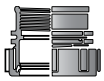

Dimension inches	Significant Number	Product Code
1-1/2	W151P	157004
2	W152P	157005

CLEANOUT PLUG

Dimension inches	Significant Number	Product Code
1-1/2	W241P	157028
2	W242P	157029
3	W243P	157030
4	W244P	157031

U BEND for P-TRAP

Dimension inches	Significant Number	Product Code
1-1/2	W1011P	157000
2	W1012P	157001

P-TRAP 2 PIECE

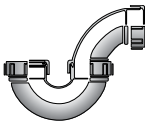

Dimension inches	Significant Number	Product Code
1-1/2	W1021P	157083
2	W1022P	157084

MECHANICAL JOINT LUBRICANT

Dimension inches	Significant Number	Product Code
1kg	–	156715

PRODUCT SELECTION CHART

P-TRAP LONG RADIUS 3 PIECE

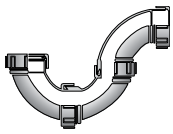

Dimension inches	Significant Number	Product Code
1-1/2	WT11P	157085
2	WT12P	157086
3	WT13P	157087
4	WT14P	157088

RUNNING TRAP

1-1/2	W1041P	157089
2	W1042P	157090

FABRICATED CAP

1-1/2	W641P	157053
2	W642P	157054
3	W643P	157055
4	W644P	157056

LOOSE NUT – REDUCING COUPLING LN x MJ

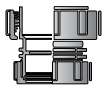

2 x 1-1/2	W3921P	157040
3 x 1/12	W3931P	157041
3 x 2	W3932P	157042
4 x 2	W3942P	157043
4 x 3	W3943P	157044

Note: Loose Nut and Olive not furnished.

FLANGES (Fabricated)



1-1/2	W361P	157057
2	W362P	157058
*3	W363P	157059
4	W364P	157060

* While quantities last, Obsolete when stock depleted

TAIL PIECE ADAPTER Sp x Brass Compression Ring

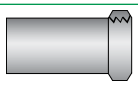

1-1/2 x 12	W3012P	157105

NO HEAT ELASTOLIVE BLUE

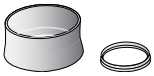

1-1/2	W221NHP	157066
2	W222NHP	157106
3	W223NHP	157107
4	W224NHP	157108

Note: Blue olive nut is not interchangeable with the FRPP Yellow olive nut.

UNION NUT

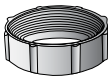

1-1/2	W231P	157109
2	W232P	157110
3	W233P	157111
4	W234P	157112

GROOVING TOOL & SPANNER COMBINATION SET

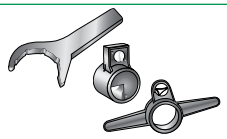

1-1/2	W261CS	156263
2	W262CS	156265
3	W263CS	156267
4	W264CS	156269

SPANNER

1-1/2	W2611	156264
2	W2622	156266
3	W2633	156268
4	W2644	156270

GROOVING TOOL

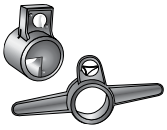

1-1/2	W261	156109
2	W262	156110
3	W263	156111
4	W264	156112

All fittings are furnished assembled with Olives and Union Nuts.
IPEX components are dimensionally matched; do not install system of mixed brands without our expressed written consent.

FLOWAY™ POLYPROPYLENE FLOOR DRAINS

POLYPROPYLENE FLOOR DRAINS

For efficiently managing chemical spills, our Floway™ adjustable and non-adjustable polypropylene drain ports are specially designed to feed into IPEX acid waste systems.

ADVANTAGES

RATED FOR PEDESTRIAN TRAFFIC AND AVAILABLE IN SIZES FROM 2" TO 6".

FLOWAY™ DRAINS CAN BE OPTIONALLY CONFIGURED WITH ADJUSTABLE STRAINERS, AND PLAIN END OR THREADED OUTLETS.

ADJUSTABLE FEATURE ALLOWS EASY LEVELING AFTER POURING OF FINISHED FLOORS.

FLOWAY™ POLYPROPYLENE FLOOR DRAINS

PRODUCT SELECTION CHART

F1000 SERIES ADJUSTABLE FLOOR DRAIN

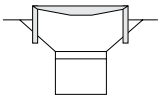

Dimension inches	Significant Number	Product Code
Enfield 2	F1201L	237001
Labline 2	F1201W	237075
3	F1301P	237011
4	F1401P	237021
6	F1601P	237031

F4000 SERIES NON-ADJUSTABLE FLOOR DRAIN

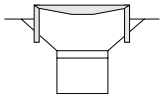

Dimension inches	Significant Number	Product Code
Enfield 2	F4201L	237041
Labline 2	F4201W	237079
3	F4301P	237051
4	F4401P	237061
6	F4601P	237071

FLOOR CLEANOUT WITH NICKEL BRONZE (adjustable Cleanout) SP

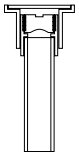

Dimension inches	Significant Number	Product Code
2	F2COB	237173
3	F3COB	237174
4	F4COB	237175
*6	F6COB	237177

* 4" cleanout with 6" pipe outlet

GAS TIGHT PLUG

Dimension inches	Significant Number	Product Code
3	P20036	237815
4	P20037	237816
6	P20038	237817

BLANK COVER FOR F SERIES DRAINS

Dimension inches	Significant Number	Product Code
F1000 Series	P20034	237814
F4000 Series	P20033	237813

GRID STRAINERS FOR F SERIES DRAINS

Dimension inches	Significant Number	Product Code
F1000 Series	P20013	237807
F4000 Series	P20011	237806

MALE IRON PIPE THREADED OUTLET

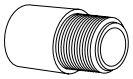

Dimension inches	Significant Number	Product Code
3	–	257091
4	–	257092

FPT TAP FOR PRIMING DRAIN ASSEMBLY

Dimension inches	Significant Number	Product Code
3/8	–	237430
1/2	–	237429

TRAP PRIMER 12" LENGTH W/FPT

Dimension inches	Significant Number	Product Code
2	-	257126
3	-	257127
4	-	257128

IPEX components are dimensionally matched; do not install system of mixed brands without our expressed written consent.

HDPE & POLYPROPYLENE NEUTRALIZATION TANKS

NEUTRATANK®

IPEX offers a complete range of Neutratank® neutralization tanks as well as dilution, sampling and pH tanks for managing concentrations and pH levels in acid waste systems.

Neutratanks are made of high-density polyethylene or polypropylene material with a one-piece rotationally molded, seamless construction, a bolt-down flanged top and combination access cover. Neutratanks are available in sizes from 5 gallons to 2,000 gallons to suit most potential design conditions.

Neutratanks are used for limestone neutralization of chemical waste prior to discharge into the sewer.

ADVANTAGES

CYLINDRICAL AND RECTANGULAR LIMESTONE NEUTRALIZATION TANKS FROM 5 TO 2000 GALLONS ARE AVAILABLE.

A VARIETY OF LIDS, INLETS, OUTLETS AND ACCESSORIES ARE OFFERED.

DILUTION TANKS ARE AVAILABLE IN 1, 2 AND 5-GALLON SIZES.

SHORT FORM SPECIFICATIONS

Contractor shall furnish and install HDPE or Polypropylene Neutralization Tank. Tank shall be rotationally molded, seamless construction with flanged top and welded or bolt down cover, as supplied by IPEX. Tank shall be Neutratank, having 100-gallon capacity complete with 3" inlet and outlet, and 1-1/2" vent connection. Tank to be 32" diameter x 42" high. Tank shall be installed in accordance with manufacturer's recommendations.

Contractor shall furnish and fill the tank prior to installation with limestone chips, as supplied by IPEX, to a level just below the tank outlet. Water should be added to the tank prior to placement of the limestone chips.

HDPE & POLYPROPYLENE NEUTRALIZATION TANKS

PRODUCT SELECTION CHART

HDPE STANDARD DOMED Plain End

Gallons	Inlet/Outlet inches	Significant Number	Product Code
5	1-1/2	T0005A	237211
5	2	T0005B	237212
15	2	T0015B	237222
15	3	T0015C	237223
30	2	T0030B	237232
30	3	T0030C	237233
30	4	T0030D	237234
55	3	T0055C	237243
55	4	T0055D	237244
100	3	T0100C	237252
100	4	T0100D	237253
150	3	T0150C	237281
150	4	T0150D	237282
200	3	T0200C	237411
200	4	T0200D	237412
275	3	T0275C	237130
275	4	T0275D	237124
360	3	T0360C	237125
360	4	T0360D	237126
360	6	T0360E	237497
500	3	T0500C	237135
500	4	T0500D	237136
500	6	T0500E	237498

HDPE HD BOLTED FLAT Plain End

Gallons	Inlet/Outlet inches	Significant Number	Product Code
5	1-1/2	HDF005A	237183
5	2	HDF005B	237184
15	2	HDF015A	237185
15	3	HDF015B	237186
30	2	HDF030A	237187
30	3	HDF030B	237188
30	4	HDF030C	237189
55	3	HDF055A	237190
55	4	HDF055B	237191
100	3	HDF100A	237192
100	4	HDF100B	237193
150	3	HDF150A	237194
150	4	HDF150B	237195
200	3	HDF200A	237196
200	4	HDF200B	237197
275	3	HDF275A	237198
275	4	HDF275B	237199
360	3	HDF360A	237200
360	4	HDF360B	237201
360	6	HDF360C	237202
500	3	HDF500A	237203
500	4	HDF500B	237204
500	6	HDF500C	237205

HDPE STEEL PEDESTRIAN Plain End

5	1-1/2	SP005A	237501
5	2	SP005B	237502
15	2	SP015A	237503
15	3	SP015B	237504
30	2	SP030A	237505
30	3	SP030B	237506
30	4	SP030C	237507
55	3	SP055A	237508
55	4	SP055B	237509
100	3	SP100A	237510
100	4	SP100B	237511
150	3	SP150A	237512
150	4	SP150B	237513
200	3	SP200A	237514
200	4	SP200B	237515
275	3	SP275A	237516
275	4	SP275B	237517
360	3	SP360A	237518
360	4	SP360B	237519
360	6	SP360C	237520
500	3	SP500A	237521
500	4	SP500B	237522
500	6	SP500C	237526

Standard Domed & HD Flat covers are not suitable for pedestrian traffic. Always use steel pedestrian covers.
Neutratanks are not rated for H_2O live loading. In areas requiring H_2O loading, position the tank below a Department of Transportation approved manhole cover.
Regular tanks and 700 to 2000 gallon cylindrical tanks are available on request.

PRODUCT SELECTION CHART

POLYPRO HD BOLTED FLAT Plain End

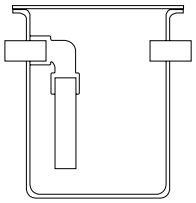

Gallons	Inlet/ Outlet inches	Significant Number	Product Code
7	1-1/2	PPHDF005A	237206
7	2	PPHDF005B	237207
15	2	PPHDF015A	237208
15	3	PPHDF015B	237209
30	2	PPHDF030A	237210
30	3	PPHDF030B	237213
30	4	PPHDF030C	237214
55	3	PPHDF055A	237215
55	4	PPHDF055B	237216
100	3	PPHDF100A	237218
100	4	PPHDF100B	237220
150	3	PPHDF150A	237224
150	4	PPHDF150B	237225
200	3	PPHDF200A	237226
200	4	PPHDF200B	237228
275	3	PPHDF275A	237230
275	4	PPHDF275B	237235
360	3	PPHDF360A	237236
360	4	PPHDF360B	237238
360	6	PPHDF360C	237239
500	3	PPHDF500A	237240
500	4	PPHDF500B	237245
500	6	PPHDF500C	237246

POLYPRO STEEL PEDESTRIAN Plain End

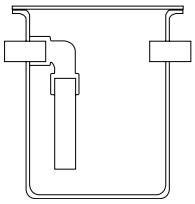

7	1-1/2	PPSP005A	237524
7	2	PPSP005B	237525
15	2	PPSP015A	237526
15	3	PPSP015B	237527
30	2	PPSP030A	237528
30	3	PPSP030B	237529
30	4	PPSP030C	237530
55	3	PPSP055A	237531
55	4	PPSP055B	237532
100	3	PPSP100A	237533
100	4	PPSP100B	237534
150	3	PPSP150A	237535
150	4	PPSP150B	237536
200	3	PPSP200A	237537
200	4	PPSP200B	237538
275	3	PPSP275A	237539
275	4	PPSP275B	237540
360	3	PPSP360A	237541
360	4	PPSP360B	237542
360	6	PPSP360C	237543
500	3	PPSP500A	237544
500	4	PPSP500B	237545
500	6	PPSP500C	237546

INLET / OUTLET TANK SIZES & CONNECTION OPTIONS

Inlet / Outlet	Tank Size
1-1/2" Plain End MPT, FPT, Flanged	5 gal to 55 gal
2" Plain End MPT, FPT, Flanged	5 gal to 150 gal
3" Plain End MPT, FPT, Flanged	15 gal to 500 gal
3" Flanged	30 gal to 500 gal
4" Plain End MPT, FPT, Flanged	30 gal to 2000 gal
6" Flanged	360 gal to 2000 gal

Standard Domed & HD Flat covers are not suitable for pedestrian traffic. Always use steel pedestrian covers.
Neutratanks are not rated for H_20 live loading. In areas requiring H_20 loading, position the tank below a Department of Transportation approved manhole cover.
Regular tanks and 700 to 2000 gallon cylindrical tanks are available on request.

HDPE & POLYPROPYLENE NEUTRALIZATION TANKS

PRODUCT SELECTION CHART

HDPE NON-ADJUSTABLE EXTENSION

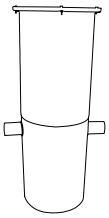

Gallons	Inlet/ Outlet inches	Significant Number	Product Code
5	6 to 9	PEEXT005	237462
15	6 to 14	PEEXT015	237463
30	6 to 24	PEEXT030	237464
55	6 to 31	PEEXT055	237465
100	6 to 35	PEEXT100	237466
150	6 to 43	PEEXT150	237467
200	6 to 43	PEEXT200	237468
275	6 to 42	PEEXT275	237469
360	6 to 42	PEEXT360	237470
500	6 to 54	PEEXT500	237471

Polypro Non-Adjustable extensions are available upon request.

VARIABLE EXTENSION (2" of Vertical Adjustment)

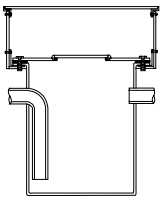

5/7	6 to 36	ADEXT005	237454
15	6 to 36	ADEXT015	237455
30	6 to 36	ADEXT030	237456
55	6 to 36	ADEXT055	237457
100	6 to 36	ADEXT100	237458
150	6 to 36	ADEXT150	237459
200	6 to 36	ADEXT200	237460
275	6 to 36	ADEXT275	237461

FRP OVERWRAP

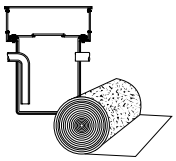

5/7	–	FRPO005	237440
15	–	FRPO015	237441
30	–	FRPO030	237442
55	–	FRPO055	237443
100	–	FRPO100	237444
150	–	FRPO150	237445
200	–	FRPO200	237446
275	–	FRPO275	237447
360	–	FRPO360	237448
500	–	FRPO500	237449

FRP Overwrap is for tanks without extensions Please contact IPEX for FRP overwrap pricing on tanks with non-adjustable extensions.

HDPE PLAIN END VENT



Inlet/Outlet inches	Significant Number	Product Code
1-1/2	PEV150	237401
2	PEV200	237402
3	PEV300	237403
4	PEV400	237404

HDPE MPT CONNECTION

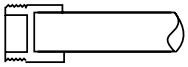

1-1/2	MPTC150	237421
2	MPTC200	237422
3	MPTC300	237423
4	MPTC400	237424

HDPE FPT CONNECTION

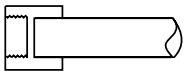

1-1/2	FPTC150	237431
2	FPTC200	237432
3	FPTC300	237433
4	FPTC400	237434

HDPE FLANGE CONNECTION

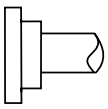

1-1/2	FLC150	237121
2	FLC200	237131
3	FLC300	237141
4	FLC400	237142
6	FLC600	237500

POLYPRO PLAIN END VENT



1-1/2	PEPP150	237109
2	PEPP200	237110
3	PEPP300	237113
4	PEPP400	237114

POLYPRO MPT CONNECTION

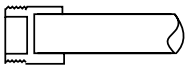

1-1/2	MPTPP150	237156
2	MPTPP200	237157
3	MPTPP300	237158
4	MPTPP400	237159

Standard Domed & HD Flat covers are not suitable for pedestrian traffic. Always use steel pedestrian covers.
Neutratanks are not rated for H_20 live loading. In areas requiring H_20 loading, position the tank below a Department of Transportation approved manhole cover.
Regular tanks and 700 to 2000 gallon cylindrical tanks are available on request.

PRODUCT SELECTION CHART

POLYPRO FPT CONNECTION

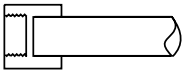

Inlet/Outlet inches	Significant Number	Product Code
1-1/2	FPTPP150	237139
2	FPTPP200	237140
3	FPTPP300	237148
4	FPTPP400	237149

POLYPRO FLANGE CONNECTION

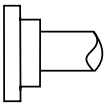

Inlet/Outlet inches	Significant Number	Product Code
1-1/2	FLPP150	237116
2	FLPP200	237118
3	FLPP300	237120
4	FLPP400	237138

THREADED MANWAY

Inlet/Outlet inches	Significant Number	Product Code
8	TMW008	237450
16	TMW016	237451
22	TMW022	237452

NEUTRALIZING AGENT LIMESTONE BAGS

50 lbs	TC50	237321

NOTE: F.O.B.- Shipping Location

LIMESTONE LOADING GUIDE FOR NEUTRALIZATION

Tank Size	Loading (lbs.)
5	50
15	125
30	250
55	500
100	1000
150	1500
200	2000
275	2500
360	3500
500	5250
700	8000
1000	10000
1250	12000
2000	18000

NEUTRASYSTEM2™



ADVANTAGES

NEMA 4X RATED, PH MONITORING SYSTEM

UL 508 LISTED MONITORING AND ALARM PANEL,

CHEMICALLY RESISTANT PH PROBE FOR THE CONTINUOUS SAMPLING OF THE DOWNSTREAM FLOW, WHILE KEEPING AN ACCURATE, PERMANENT RECORD OF PH DISCHARGE LEVELS (OPTIONAL) AND, VISUAL AND AUDIBLE ALARMS WHICH ARE TRIGGERED IF THE SYSTEM SENSES THAT CONCENTRATIONS HAVE DRIFTED OUTSIDE PRE-SET PARAMETERS.



NEUTRASYSTEM PH MONITORING & RECORDING SYSTEM

Classification	Significant Number	Product Code
pH Monitor w/ Tank & Alarm	TPH501	237371
pH Monitor w/ Tank & Alarm & Data Logger	TPH502	237331

ACCESSORIES

A complete range of accessories are available for use with IPEX acid waste systems, including:

- Oval and round cupsinks, faucets, solids interceptors, expansion joints and a wide selection of cobra clips, dilution traps, spacers, hangers and,
- Transition adapters are also available for interfacing with glass or iron systems.

MATERIALS AND ATTRIBUTES CHART

Resin	Color	Schedule	Length (inches)	Size (inches)	ASTM Rating	Classification
FRPP	Green	40	10/20	1-1/2 to 12	V-1	Self extinguishing. Does not support combustion after flame is removed.
NFRPP	Black	40/80	20	1-1/2 to 12	V-2	Suitable for locations where no burning classification is required.
FR-PVDF	Blue	40	10	1-1/2 to 4	V-0	Self extinguishing. Meets ASTM E-84. Suitable for areas such as return-air plenums and other specialized applications.

IPEX acid waste systems are designed and manufactured to meet or exceed the requirements of the following standards organizations. A comprehensive list of compliance approvals is available on request.

Consult the IPEX Chemical Resistance Guide, available at ipexinc.com, for compatibility of our acid waste systems with over 900 chemicals, at a full range of temperatures and concentrations.

INDUSTRIAL PRODUCTS

Xirtec® PVC & Xirtec® CPVC

1/2" – 24" (12mm – 600mm)
Xirtec®: PVC Sch. 40 & 80 pipe & fittings systems.
Xirtec®: CPVC Sch. 80 pipe & fittings systems cell classification 24448 & 23447

Duraplus™ ABS Industrial

1/2" – 12" (12mm – 300mm)
Complete ABS pressure pipe, valves & fitting systems.

PROCESS PIPING SYSTEMS

Enpure™

1/2" – 4" (12mm – 100mm)
High-purity polypropylene pipe, valves and fittings with a socket fusion joining system.

Guardian™

Carrier: 1/2" – 12" (12mm – 300mm)
Containment: 2" – 18" (50mm – 450mm)
Vinyl double containment and leak detection system in tough industrial grade PVC and high temperature CPVC.

Encase™

1-1/2" – 12" (40mm – 300mm)
Polypropylene double containment system for corrosive waste drainage consisting of an electrofusion fitting with a heavy-gauge resistance wire molded into the socket.

DOUBLE CONTAINMENT SYSTEMS

Clear-Guard

1/2" – 8" (12mm – 200mm)
Fully pressure rated clear containment PVC system with Guardian's patented Centra-Lok fitting design.

CustomGuard®

Carrier: 1/2" – 20" (12mm – 500mm)
Containment: 2" – 26" (50mm – 660mm)
Custom designed and fabricated double containment systems for similar & dissimilar materials.

Centra-Guard™

Patented electronic low point leak detection system for above ground and below grade piping systems.

PAL-AT Cable Leak Detection

A microprocessor based system for continuous leak detection.

THERMOPLASTIC VALVES

Thermoplastic Valves

1/2" – 16" (12mm – 400mm)
IPEX offers a variety of manual & actuated valves in PVC, CPVC, PP, PVDF and ABS.

COMPRESSED AIR

Duratec® Airline

1/2" – 1" (12mm – 25mm)
Composite pipe and fittings for conveying compressed air and inert gases.

SPECIALTY PRODUCTS

Well Casings

2" – 16" (50mm – 400mm)
PVC corrosion-resistant, maintenance-free casings for well-drop-pipe and submersible pumps.

Ventilation Duct

6" – 24" (150mm – 600mm) Diameter
CPVC 6" – 16" (150mm – 400mm)
Seamless PVC & CPVC ventilation duct systems for corrosive fume handling applications.

Grooved PVC Pipe

2" – 24" (50mm – 600mm)
Schedule 40, SDR 26 and SDR 21 factory-grooved PVC pipe.

Duraplus™ Airline

1/2" – 8" (12mm – 200mm)
A high-impact, ductile ABS pressurized piping system for conveying compressed air and inert gases.

SALES AND CUSTOMER SERVICE

IPEX USA LLC
Toll Free: (800) 463-9572
ipexna.com

About IPEX by Aliaxis

As leading suppliers of thermoplastic piping systems, IPEX by Aliaxis provides our customers with some of the world's largest and most comprehensive product lines. All IPEX by Aliaxis products are backed by more than 50 years of experience. With state-of-the-art manufacturing facilities and distribution centers across North America, we have earned a reputation for product innovation, quality, end-user focus and performance.

Markets served by IPEX by Aliaxis products are:

- Electrical systems
- Telecommunications and utility piping systems
- Industrial process piping systems
- Municipal pressure and gravity piping systems
- Plumbing and mechanical piping systems
- Electrofusion systems for gas and water
- Industrial, plumbing and electrical cements
- Irrigation systems
- PVC, CPVC, PP, PVDF, PE, ABS, and PEX pipe and fittings

Encase™, Enfield™, Floway™, Labline®, Neutrasystem2™, Neutratank®, Plenumline™, and Xirtec® are trademarks used under license.

Xirtec® CPVC piping systems are made with Corzan® CPVC compounds. Corzan® is a registered trademark of the Lubrizol Corporation.

This literature is published in good faith and is believed to be reliable. However, it does not represent and/or warrant in any manner the information and suggestions contained in this brochure. Data presented is the result of laboratory tests and field experience.

A policy of ongoing product improvement is maintained. This may result in modifications of features and/or specifications without notice.

IPEX by aliaxis

CTINAWIP200903R7U
© 2026 IPEX IND0041U