HellermannTyton

MOC and LOC Routing Clips and Clamps

For Fluid System Applications

MADE FOR REAL®

HellermannTyton

Endless ways to route fluid systems with a single solution? Go configure.

Versatile. Secure. That's MOC. HellermannTyton's comprehensive family of tube and pipe routing clips means unlimited possibilities for auto, truck and heavy equipment manufacturers.

Our patented design results in superior retention, preventing inadvertent disengagement under vibration and during assembly processes such as vacuum fill. Yet, these products quickly and easily attach to routings to help installers maintain high productivity.

That's why our engineers developed hundreds of modular configurations for our open clips and locking clamps. With 12 different product designs and numerous size combinations, these fasteners break free of traditional routing limitations, helping you get a custom-like solution right off the shelf.

Of course, there's always room for a new configuration in the event your unique application warrants it. Need to add a third or fourth clip or a different mount? Let's work together to route your tubes and wiring in the most efficient and effective way possible.

- Ideal for fuel, brake, vacuum, venting, cable and harness, HVAC and powertrain thermal management applications.
- Available in impact modified, heat and UV stabilized PA66 for long-term durability as well as high-heat and high-strength options.
- Cable tie option provides the widest range of diameter adjustments up to 100 mm.
- Locking clamps add the assurance of a 360-degree locking enclosure.

Retaining legs resist direction of bundle disengagement.

Small gap prevents tube from disengaging under vacuum fill.

Patented added retention feature on sizes 10 mm and above holds tube securely and provides the first level of resistance from disengagement.

These are recommended size ranges for all clips and clamps. Recommended sizes may differ depending on the application, product requirements and materials used. If in doubt, please request samples of multiple sizes from your sales manager.

MOC Type	Pipe, Hard Tube/ Hose, Cable		Soft Tube / Hose		Harness	
	MIN dia. mm	MAX dia. mm	MIN dia. mm	MAX dia. mm	MIN dia. mm	MAX dia. mm
MOC5	4.8	5.5	4.0	5.3	4.5	5.5
MOC6	6.0	6.8	5.5	6.5	5.5	6.5
MOC7	7.0	8.0	6.0	7.5	6.5	7.5
MOC8	7.9	9.0	7.0	8.5	7.5	8.5
MOC9	9.0	10.0	8.0	10.0	8.5	10.0
MOC10	10.0	11.5	9.5	11.5	10.0	11.5
MOC12	12.0	13.8	10.5	13.0	11.5	13.0
MOC14	14.0	15.8	13.0	15.0	13.0	15.0
MOC16	15.9	18.3	14.0	17.0	14.0	17.0
MOC19	19.0	21.8	17.0	20.0	17.0	20.0
MOC22	22.0	25.0	20.0	24.0	20.0	24.0
MOC26	25.9	29.0	23.0	28.5	24.5	28.5

LOC Type	Pipe, Hard Tube/ Hose, Cable		Soft Tube / Hose		Harness	
	MIN dia. mm	MAX dia. mm	MIN dia. mm	MAX dia. mm	MIN dia. mm	MAX dia. mm
LOC5-9	7.0	10.0	5.0	10.0	5.0	10.0
LOC10-14	11.0	15.0	10.0	15.0	10.0	15.0
LOC15-19	16.0	20.0	15.0	20.0	15.0	20.0
LOC20-25	21.0	25.0	20.0	25.0	20.0	25.0
LOC25-30	25.0	30.0	25.0	30.0	25.0	30.0
LOC30-32	30.0	32.0	30.0	32.0	30.0	32.0
LOC42-48	42.0	48.0	42.0	48.0	42.0	48.0
Tie Type	MIN dia. mm	MAX dia. mm	MIN dia. mm	MAX dia. mm	MIN dia. mm	MAX dia. mm
T50R	4.0	50.0	4.0	50.0	4.0	50.0
T50SVC	2.0	35.0	2.0	35.0	2.0	35.0
T50SMVC	2.0	50.0	2.0	50.0	2.0	50.0
T120R	10.0	100.0	10.0	100.0	10.0	100.0

FT Type	Min Panel mm	Max Panel mm	Min Hole Ø mm	Max Hole Ø mm
FT6.5	0.6	5.5	6.1	6.9

FT Type	Min Panel mm	Max Panel mm	Slot 1 mm	Slot 2 mm	Slot 3 mm	Slot 4 mm
FTOVAL	0.6	5.5	6.2x12.2	6.5x12.5	6.5x12	7x13
FT6LG	0.6	8.3	6.2x12.2	6.1	6.9	

*Recommended sizes may differ depending on the application, product requirements and materials used.

MOC Clips to MOC Clips

MOC to MOC

Rotatable dual routing clips keep two routings secured and separated. A swivel coupler allows them to rotate independently of each other.

Features and Benefits

- Patented retention design features inverted retaining legs, narrow opening and circular retainer to prevent inadvertent disengagement.
- Controlled flex and angled entry promote easy installation.
- Independent rotation allows for adjustable routing orientation.

MATERIAL	Polyamide 6.6 high impact modified, heat and UV stabilized (PA66HIRHSUV)
Operating Temperature	-40°F to +221°F (-40°C to +105°C)
Flammability	UL 94 HB

HF ✓ RoHS ✓

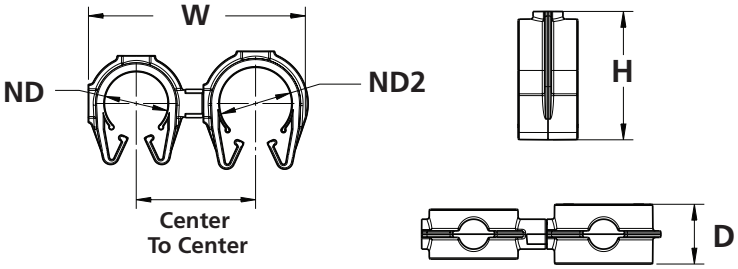

PART NO.	TYPE	Nominal Clip Diameter (ND) mm	Nominal Clip Dia. 2 (ND2) mm	Width (W) mm	Height (H) mm	Depth (D) mm	Center to Center mm	Drawing
156-02280	**MOC5FMOC5M**	5.0	5.0	24.1	10.8	10.0	14.8	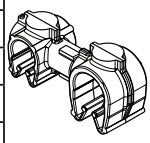
156-02281	**MOC5FMOC6M**	5.0	6.0	25.8	12.0	10.0	15.5	
156-02282	**MOC5FMOC7M**	5.0	7.0	26.3	13.4	10.0	16.0	
156-02283	**MOC5FMOC8M**	5.0	8.0	27.9	15.2	10.0	16.8	
156-02284	**MOC5FMOC9M**	5.0	9.0	29.7	17.2	10.0	17.4	
156-02285	**MOC5FMOC10M**	5.0	10.0	31.7	19.6	10.0	18.4	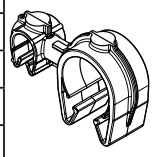
156-02286	**MOC5FMOC12M**	5.0	12.0	33.6	22.1	10.0	19.3	
156-02287	**MOC5FMOC14M**	5.0	14.0	35.7	23.8	10.0	20.4	
156-02288	**MOC5FMOC16M**	5.0	16.0	37.7	25.7	12.0	21.3	
156-02289	**MOC5FMOC19M**	5.0	19.0	42.0	32.8	12.0	23.4	
156-02290	**MOC5FMOC22M**	5.0	22.0	45.2	36.5	12.0	24.9	
156-02292	**MOC5FMOC26M**	5.0	26.0	49.3	41.0	12.0	26.9	
156-02293	**MOC6FMOC6M**	6.0	6.0	27.2	12.0	10.0	16.1	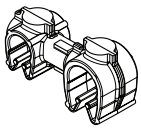
156-02294	**MOC6FMOC7M**	6.0	7.0	27.6	13.4	10.0	16.5	
156-02295	**MOC6FMOC8M**	6.0	8.0	29.2	15.2	10.0	17.4	
156-02296	**MOC6FMOC9M**	6.0	9.0	31.0	17.2	10.0	17.9	

Dimensions are approximate and subject to technical changes. Use Part No. for ordering and Type for specification purposes.

MOC Clips to MOC Clips

MOC to MOC

PART NO.	TYPE	Nominal Clip Diameter (ND) mm	Nominal Clip Dia. 2 (ND2) mm	Width (W) mm	Height (H) mm	Depth (D) mm	Center to Center mm	Drawing
156-02297	MOC6FMOC10M	6.0	10.0	33.0	19.6	10.0	18.9	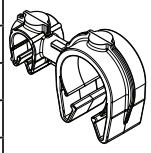
156-02298	MOC6FMOC12M	6.0	12.0	34.9	22.1	10.0	19.8	
156-02299	MOC6FMOC14M	6.0	14.0	36.5	23.8	10.0	20.9	
156-02300	MOC6FMOC16M	6.0	16.0	39.0	25.7	12.0	21.9	
156-02301	MOC6FMOC19M	6.0	19.0	43.3	32.8	12.0	24.0	
156-02302	MOC6FMOC22M	6.0	22.0	46.5	36.5	12.0	25.5	
156-02304	MOC6FMOC26M	6.0	26.0	50.6	41.0	12.0	27.5	
156-02305	MOC7FMOC7M	7.0	7.0	28.6	13.4	10.0	17.0	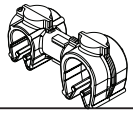
156-02306	MOC7FMOC8M	7.0	8.0	30.2	15.2	10.0	17.9	
156-02307	MOC7FMOC9M	7.0	9.0	31.7	17.2	10.0	18.2	
156-02308	MOC7FMOC10M	7.0	10.0	33.9	19.6	10.0	19.4	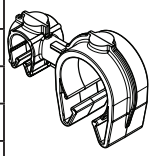
156-02309	MOC7FMOC12M	7.0	12.0	35.9	22.1	10.0	20.3	
156-02310	MOC7FMOC14M	7.0	14.0	37.5	23.8	10.0	21.4	
156-02311	MOC7FMOC16M	7.0	16.0	39.3	25.7	12.0	22.4	
156-02312	MOC7FMOC19M	7.0	19.0	44.3	32.8	12.0	24.5	
156-02313	MOC7FMOC22M	7.0	22.0	47.5	36.5	12.0	26.0	
156-02315	MOC7FMOC26M	7.0	26.0	51.5	41.0	12.0	28.0	
156-02316	MOC8FMOC8M	8.0	8.0	31.5	15.2	10.0	18.3	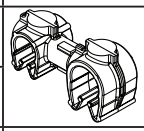
156-02317	MOC8FMOC9M	8.0	9.0	33.3	17.2	10.0	18.9	
156-02318	MOC8FMOC10M	8.0	10.0	35.3	19.6	10.0	19.9	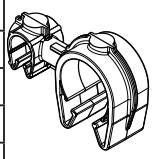
156-01666	MOC8FMOC12M	8.0	12.0	37.2	22.1	10.0	20.8	
156-02319	MOC8FMOC14M	8.0	14.0	38.8	23.8	10.0	21.9	
156-02320	MOC8FMOC16M	8.0	16.0	40.6	25.7	12.0	22.9	
156-02321	MOC8FMOC19M	8.0	19.0	45.6	32.8	12.0	25.0	
156-02322	MOC8FMOC22M	8.0	22.0	48.8	36.5	12.0	26.5	
156-02324	MOC8FMOC26M	8.0	26.0	52.8	41.0	12.0	28.5	
156-02325	MOC9FMOC9M	9.0	9.0	34.3	17.2	10.0	19.4	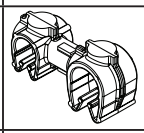
156-02326	MOC9FMOC10M	9.0	10.0	36.3	19.6	10.0	20.4	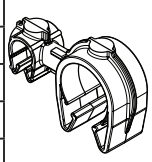
156-02327	MOC9FMOC12M	9.0	12.0	38.3	22.1	10.0	21.3	
156-02328	MOC9FMOC14M	9.0	14.0	39.8	23.8	10.0	22.4	
156-02329	MOC9FMOC16M	9.0	16.0	41.7	25.7	12.0	23.4	
156-02330	MOC9FMOC19M	9.0	19.0	46.7	32.8	12.0	25.5	
156-02331	MOC9FMOC22M	9.0	22.0	49.9	36.5	12.0	27.0	
156-02333	MOC9FMOC26M	9.0	26.0	53.9	41.0	12.0	29.0	

Dimensions are approximate and subject to technical changes. Use Part No. for ordering and Type for specification purposes.

MOC Clips to MOC Clips

MOC to MOC

PART NO.	TYPE	Nominal Clip Diameter (ND) mm	Nominal Clip Dia. 2 (ND2) mm	Width (W) mm	Height (H) mm	Depth (D) mm	Center to Center mm	Drawing
156-02334	**MOC10FMOC10M**	10.0	10.0	38.1	19.6	10.0	21.1	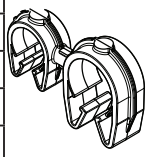
156-02335	**MOC10FMOC12M**	10.0	12.0	40.0	22.1	10.0	22.1	
156-02336	**MOC10FMOC14M**	10.0	14.0	41.6	23.8	10.0	23.2	
156-02337	**MOC10FMOC16M**	10.0	16.0	44.0	25.7	12.0	24.1	
156-02338	**MOC10FMOC19M**	10.0	19.0	48.4	32.8	12.0	26.2	
156-02339	**MOC10FMOC22M**	10.0	22.0	51.6	36.5	12.0	27.7	
156-02341	**MOC10FMOC26M**	10.0	26.0	55.6	41.0	12.0	29.7	
156-02342	**MOC12FMOC12M**	12.0	12.0	41.9	22.1	10.0	23.0	
156-02343	**MOC12FMOC14M**	12.0	14.0	43.4	23.8	10.0	24.1	
156-02344	**MOC12FMOC16M**	12.0	16.0	45.3	25.7	12.0	25.1	
156-02345	**MOC12FMOC19M**	12.0	19.0	50.3	32.8	12.0	27.2	
156-02346	**MOC12FMOC22M**	12.0	22.0	53.5	36.5	12.0	28.7	
156-02348	**MOC12FMOC26M**	12.0	26.0	57.5	41.0	12.0	30.7	
156-02349	**MOC14FMOC14M**	14.0	14.0	45.6	23.8	10.0	25.2	
156-02350	**MOC14FMOC16M**	14.0	16.0	47.4	25.7	12.0	26.1	
156-02351	**MOC14FMOC19M**	14.0	19.0	52.4	32.8	12.0	28.2	
156-02352	**MOC14FMOC22M**	14.0	22.0	55.6	36.5	12.0	29.7	
156-02354	**MOC14FMOC26M**	14.0	26.0	59.7	41.0	12.0	31.7	
156-02355	**MOC16FMOC16M**	16.0	16.0	49.2	25.7	12.0	26.9	
156-02356	**MOC16FMOC19M**	16.0	19.0	54.1	32.8	12.0	29.0	
156-02357	**MOC16FMOC22M**	16.0	22.0	57.3	36.5	12.0	30.5	
156-02359	**MOC16FMOC26M**	16.0	26.0	61.4	41.0	12.0	32.5	
156-02360	**MOC19FMOC19M**	19.0	19.0	59.0	32.8	12.0	31.8	
156-02361	**MOC19FMOC22M**	19.0	22.0	62.2	36.5	12.0	33.3	
156-02363	**MOC19FMOC26M**	19.0	26.0	66.3	41.0	12.0	35.3	
156-02490	**MOC22FMOC22M**	22.0	22.0	65.4	36.5	12.0	34.9	
156-02366	**MOC22FMOC26M**	22.0	26.0	69.4	41.0	12.0	36.9	
156-02369	**MOC26FMOC26M**	26.0	26.0	73.4	41.0	12.0	38.9	

Dimensions are approximate and subject to technical changes. Use Part No. for ordering and Type for specification purposes.

MOC Clips to MOC Clips

MOC to MOC Transverse

Transverse rotatable dual routing clips keep two routings secured and separated. One clip is oriented 90 degrees from the other to provide alternative access for bundle attachment. A swivel coupler allows them to rotate independently of each other.

Features and Benefits

- Patented retention design features inverted retaining legs, narrow opening and circular retainer to prevent inadvertent disengagement.
- Controlled flex and angled entry promote easy installation.
- Independent rotation allows for adjustable routing orientation.

MATERIAL	Polyamide 6.6 high impact modified, heat and UV stabilized (PA66HIRHSUV)
Operating Temperature	-40°F to +221°F (-40°C to +105°C)
Flammability	UL 94 HB

HF ✓ RoHS ✓

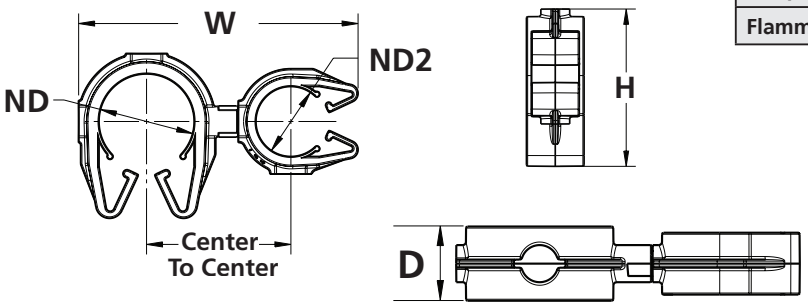

PART NO.	TYPE	Nominal Clip Diameter (ND) mm	Nominal Clip Dia. 2 (ND2) mm	Width (W) mm	Height (H) mm	Depth (D) mm	Center to Center mm	Drawing
156-01924	**MOC5FMOC5M180**	5.0	5.0	25.6	10.8	10.0	14.9	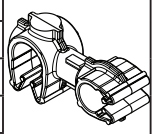
156-01925	**MOC5FMOC6M180**	5.0	6.0	26.8	11.1	10.0	15.5	
156-01926	**MOC5FMOC7M180**	5.0	7.0	27.9	11.6	10.0	16.0	
156-01927	**MOC5FMOC8M180**	5.0	8.0	30.0	13.2	10.0	16.8	
156-01928	**MOC5FMOC9M180**	5.0	9.0	32.0	15.0	10.0	17.9	
156-01929	**MOC5FMOC10M180**	5.0	10.0	34.4	16.9	10.0	18.4	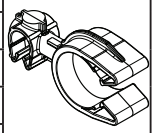
156-01930	**MOC5FMOC12M180**	5.0	12.0	36.8	18.9	10.0	19.3	
156-01931	**MOC5FMOC14M180**	5.0	14.0	38.6	20.9	10.0	20.4	
156-01932	**MOC5FMOC16M180**	5.0	16.0	40.5	22.9	12.0	21.3	
156-01933	**MOC5FMOC19M180**	5.0	19.0	47.5	27.3	12.0	23.5	
156-01934	**MOC5FMOC22M180**	5.0	22.0	51.2	30.5	12.0	26.9	
156-01935	**MOC5FMOC26M180**	5.0	26.0	55.7	34.5	12.0	28.5	
156-01948	**MOC6FMOC5M180**	6.0	5.0	26.9	12.0	10.0	15.4	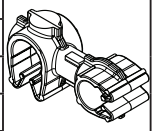
156-01949	**MOC6FMOC6M180**	6.0	6.0	28.1	12.0	10.0	16.1	
156-01950	**MOC6FMOC7M180**	6.0	7.0	29.2	12.0	10.0	16.5	
156-01951	**MOC6FMOC8M180**	6.0	8.0	31.3	13.2	10.0	17.4	
156-01952	**MOC6FMOC9M180**	6.0	9.0	33.3	15.0	10.0	17.9	

Dimensions are approximate and subject to technical changes. Use Part No. for ordering and Type for specification purposes.

MOC Clips to MOC Clips

MOC to MOC Transverse

PART NO.	TYPE	Nominal Clip Diameter (ND) mm	Nominal Clip Dia. 2 (ND2) mm	Width (W) mm	Height (H) mm	Depth (D) mm	Center to Center mm	Drawing
156-01953	MOC6FMOC10M180	6.0	10.0	35.7	16.9	10.0	18.9	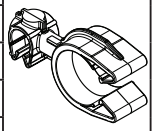
156-01954	MOC6FMOC12M180	6.0	12.0	38.1	18.9	10.0	19.8	
156-01955	MOC6FMOC14M180	6.0	14.0	39.9	20.9	10.0	20.9	
156-01956	MOC6FMOC16M180	6.0	16.0	41.8	22.9	12.0	21.9	
156-01957	MOC6FMOC19M180	6.0	19.0	48.8	27.3	12.0	24.0	
156-01958	MOC6FMOC22M180	6.0	22.0	52.5	30.5	12.0	25.5	
156-01959	MOC6FMOC26M180	6.0	26.0	57.0	34.5	12.0	27.5	
156-01972	MOC7FMOC5M180	7.0	5.0	27.8	13.4	10.0	15.9	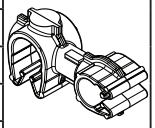
156-01973	MOC7FMOC6M180	7.0	6.0	29.1	13.4	10.0	16.5	
156-01974	MOC7FMOC7M180	7.0	7.0	30.1	13.4	10.0	17.0	
156-01975	MOC7FMOC8M180	7.0	8.0	32.2	13.4	10.0	17.9	
156-01976	MOC7FMOC9M180	7.0	9.0	34.2	15.0	10.0	18.4	
156-01977	MOC7FMOC10M180	7.0	10.0	36.6	16.9	10.0	19.4	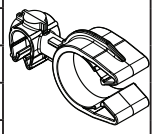
156-01978	MOC7FMOC12M180	7.0	12.0	39.1	18.9	10.0	20.3	
156-01979	MOC7FMOC14M180	7.0	14.0	40.8	20.9	10.0	21.4	
156-01980	MOC7FMOC16M180	7.0	16.0	42.8	22.9	12.0	22.4	
156-01981	MOC7FMOC19M180	7.0	19.0	49.8	27.3	12.0	24.5	
156-01982	MOC7FMOC22M180	7.0	22.0	53.5	30.5	12.0	26.0	
156-01983	MOC7FMOC26M180	7.0	26.0	58.0	34.5	12.0	28.0	
156-01996	MOC8FMOC5M180	8.0	5.0	29.2	15.2	10.0	16.4	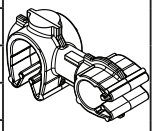
156-01997	MOC8FMOC6M180	8.0	6.0	30.3	15.2	10.0	17.0	
156-01998	MOC8FMOC7M180	8.0	7.0	31.4	15.2	10.0	17.5	
156-01999	MOC8FMOC8M180	8.0	8.0	33.6	15.2	10.0	18.4	
156-02011	MOC8FMOC9M180	8.0	9.0	35.6	15.2	10.0	18.9	
156-02012	MOC8FMOC10M180	8.0	10.0	38.0	16.9	10.0	19.9	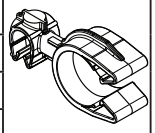
156-02013	MOC8FMOC12M180	8.0	12.0	40.4	18.9	10.0	20.8	
156-02014	MOC8FMOC14M180	8.0	14.0	42.2	20.9	10.0	21.9	
156-02015	MOC8FMOC16M180	8.0	16.0	44.1	22.9	12.0	22.9	
156-02016	MOC8FMOC19M180	8.0	19.0	51.1	27.3	12.0	25.0	
156-02017	MOC8FMOC22M180	8.0	22.0	54.8	30.5	12.0	26.5	
156-02018	MOC8FMOC26M180	8.0	26.0	59.3	34.5	12.0	28.5	
156-02031	MOC9FMOC5M180	9.0	5.0	30.2	17.2	10.0	16.9	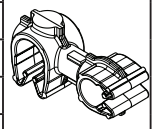
156-02032	MOC9FMOC6M180	9.0	6.0	31.4	17.2	10.0	17.5	
156-02033	MOC9FMOC7M180	9.0	7.0	32.5	17.2	10.0	18.0	
156-02034	MOC9FMOC8M180	9.0	8.0	34.6	17.2	10.0	18.9	
156-02035	MOC9FMOC9M180	9.0	9.0	36.6	17.2	10.0	19.4	

Dimensions are approximate and subject to technical changes. Use Part No. for ordering and Type for specification purposes.

MOC Clips to MOC Clips

MOC to MOC Transverse

PART NO.	TYPE	Nominal Clip Diameter (ND) mm	Nominal Clip Dia. 2 (ND2) mm	Width (W) mm	Height (H) mm	Depth (D) mm	Center to Center mm	Drawing
156-02036	MOC9FMOC10M180	9.0	10.0	39.0	17.2	10.0	20.4	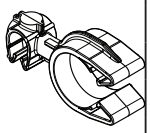
156-02037	MOC9FMOC12M180	9.0	12.0	41.5	18.9	10.0	21.3	
156-02038	MOC9FMOC14M180	9.0	14.0	43.2	20.9	10.0	22.4	
156-02039	MOC9FMOC16M180	9.0	16.0	45.2	22.9	12.0	23.4	
156-02040	MOC9FMOC19M180	9.0	19.0	52.2	27.3	12.0	25.5	
156-02041	MOC9FMOC22M180	9.0	22.0	55.9	30.5	12.0	27.0	
156-02042	MOC9FMOC26M180	9.0	26.0	60.4	34.5	12.0	29.0	
156-02055	MOC10FMOC5M180	10.0	5.0	32.0	19.6	10.0	17.7	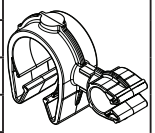
156-02056	MOC10FMOC6M180	10.0	6.0	33.2	19.6	10.0	18.3	
156-02057	MOC10FMOC7M180	10.0	7.0	34.2	19.6	10.0	18.8	
156-02058	MOC10FMOC8M180	10.0	8.0	36.4	19.6	10.0	19.6	
156-02059	MOC10FMOC9M180	10.0	9.0	38.4	19.6	10.0	20.2	
156-02060	MOC10FMOC10M180	10.0	10.0	40.8	19.6	10.0	21.1	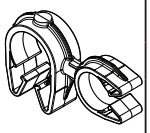
156-02061	MOC10FMOC12M180	10.0	12.0	43.2	19.6	10.0	22.1	
156-02062	MOC10FMOC14M180	10.0	14.0	45.0	20.9	10.0	23.2	
156-02063	MOC10FMOC16M180	10.0	16.0	46.9	22.9	12.0	24.1	
156-02064	MOC10FMOC19M180	10.0	19.0	53.9	27.3	12.0	26.2	
156-02065	MOC10FMOC22M180	10.0	22.0	57.6	30.5	12.0	27.7	
156-02204	MOC10FMOC26M180	10.0	26.0	58.5	41.0	12.0	29.7	
156-02079	MOC12FMOC5M180	12.0	5.0	33.8	22.1	10.0	18.6	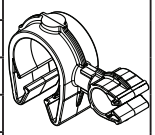
156-02080	MOC12FMOC6M180	12.0	6.0	35.1	22.1	10.0	19.3	
156-02081	MOC12FMOC7M180	12.0	7.0	36.1	22.1	10.0	19.7	
156-02082	MOC12FMOC8M180	12.0	8.0	38.2	22.1	10.0	20.6	
156-02083	MOC12FMOC9M180	12.0	9.0	40.2	22.1	10.0	21.1	
156-02084	MOC12FMOC10M180	12.0	10.0	42.6	22.1	10.0	22.1	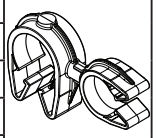
156-02085	MOC12FMOC12M180	12.0	12.0	45.1	22.1	10.0	23.0	
156-02086	MOC12FMOC14M180	12.0	14.0	46.8	22.1	10.0	24.1	
156-02087	MOC12FMOC16M180	12.0	16.0	48.8	22.9	12.0	25.1	
156-02088	MOC12FMOC19M180	12.0	19.0	55.8	27.3	12.0	27.2	
156-02089	MOC12FMOC22M180	12.0	22.0	59.5	30.5	12.0	28.7	
156-02090	MOC12FMOC26M180	12.0	26.0	64.0	34.5	12.0	30.7	
156-02103	MOC14FMOC5M180	14.0	5.0	36.0	23.8	10.0	19.7	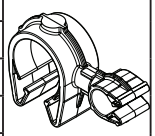
156-02104	MOC14FMOC6M180	14.0	6.0	37.2	23.8	10.0	20.3	
156-02105	MOC14FMOC7M180	14.0	7.0	38.2	23.8	10.0	20.8	
156-02106	MOC14FMOC8M180	14.0	8.0	40.4	23.8	10.0	21.6	
156-02107	MOC14FMOC9M180	14.0	9.0	42.4	23.8	10.0	22.1	

Dimensions are approximate and subject to technical changes. Use Part No. for ordering and Type for specification purposes.

MOC Clips to MOC Clips

MOC to MOC Transverse

PART NO.	TYPE	Nominal Clip Diameter (ND) mm	Nominal Clip Dia. 2 (ND2) mm	Width (W) mm	Height (H) mm	Depth (D) mm	Center to Center mm	Drawing
156-02108	MOC14FMOC10M180	14.0	10.0	44.8	23.8	10.0	23.1	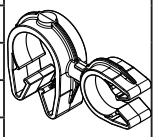
156-02109	MOC14FMOC12M180	14.0	12.0	47.2	23.8	10.0	24.0	
156-02110	MOC14FMOC14M180	14.0	14.0	49.0	23.8	10.0	25.2	
156-02111	MOC14FMOC16M180	14.0	16.0	50.9	23.8	12.0	26.1	
156-02112	MOC14FMOC19M180	14.0	19.0	57.9	27.3	12.0	28.2	
156-02113	MOC14FMOC22M180	14.0	22.0	61.6	30.5	12.0	29.7	
156-02114	MOC14FMOC26M180	14.0	26.0	66.1	34.5	12.0	31.7	
156-02127	MOC16FMOC5M180	16.0	5.0	37.7	25.7	12.0	20.5	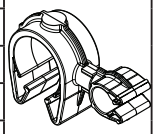
156-02128	MOC16FMOC6M180	16.0	6.0	39.0	25.7	12.0	21.3	
156-02129	MOC16FMOC7M180	16.0	7.0	40.0	25.7	12.0	21.7	
156-02130	MOC16FMOC8M180	16.0	8.0	42.1	25.7	12.0	22.4	
156-02131	MOC16FMOC9M180	16.0	9.0	44.1	25.7	12.0	23.2	
156-02132	MOC16FMOC10M180	16.0	10.0	46.5	25.7	12.0	24.1	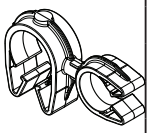
156-02133	MOC16FMOC12M180	16.0	12.0	49.0	25.7	12.0	25.0	
156-02134	MOC16FMOC14M180	16.0	14.0	50.7	25.7	12.0	26.2	
156-02135	MOC16FMOC16M180	16.0	16.0	52.7	25.7	12.0	27.1	
156-02136	MOC16FMOC19M180	16.0	19.0	59.6	27.3	12.0	29.2	
156-02137	MOC16FMOC22M180	16.0	22.0	63.3	30.5	12.0	30.7	
156-02138	MOC16FMOC26M180	16.0	26.0	67.9	34.5	12.0	32.7	
156-02151	MOC19FMOC5M180	19.0	5.0	42.6	32.8	12.0	23.2	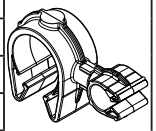
156-02152	MOC19FMOC6M180	19.0	6.0	43.8	32.8	12.0	23.9	
156-02153	MOC19FMOC7M180	19.0	7.0	44.8	32.8	12.0	24.3	
156-02154	MOC19FMOC8M180	19.0	8.0	47.0	32.8	12.0	25.2	
156-02155	MOC19FMOC9M180	19.0	9.0	49.0	32.8	12.0	25.7	
156-02156	MOC19FMOC10M180	19.0	10.0	51.4	32.8	12.0	27.5	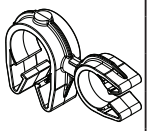
156-02157	MOC19FMOC12M180	19.0	12.0	53.8	32.8	12.0	27.6	
156-02158	MOC19FMOC14M180	19.0	14.0	55.6	32.8	12.0	28.7	
156-02159	MOC19FMOC16M180	19.0	16.0	57.5	32.8	12.0	29.7	
156-02160	MOC19FMOC19M180	19.0	19.0	64.5	32.8	12.0	31.8	
156-02161	MOC19FMOC22M180	19.0	22.0	68.2	32.8	12.0	33.3	
156-02162	MOC19FMOC26M180	19.0	26.0	72.7	34.5	12.0	35.3	
156-02175	MOC22FMOC5M180	22.0	5.0	45.7	36.5	12.0	24.9	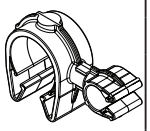
156-02176	MOC22FMOC6M180	22.0	6.0	47.0	36.5	12.0	25.5	
156-02177	MOC22FMOC7M180	22.0	7.0	48.0	36.5	12.0	26.0	
156-02178	MOC22FMOC8M180	22.0	8.0	50.1	36.5	12.0	26.8	
156-02179	MOC22FMOC9M180	22.0	9.0	52.1	36.5	12.0	27.3	

Dimensions are approximate and subject to technical changes. Use Part No. for ordering and Type for specification purposes.

MOC Clips to MOC Clips

MOC to MOC Transverse

PART NO.	TYPE	Nominal Clip Diameter (ND) mm	Nominal Clip Dia. 2 (ND2) mm	Width (W) mm	Height (H) mm	Depth (D) mm	Center to Center mm	Drawing
156-02180	**MOC22FMOC10M180**	22.0	10.0	54.5	36.5	12.0	28.3	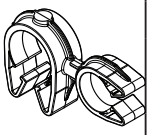
156-02181	**MOC22FMOC12M180**	22.0	12.0	57.0	36.5	12.0	29.2	
156-02182	**MOC22FMOC14M180**	22.0	14.0	58.7	36.5	12.0	30.3	
156-02183	**MOC22FMOC16M180**	22.0	16.0	60.7	36.5	12.0	31.3	
156-02184	**MOC22FMOC19M180**	22.0	19.0	67.6	36.5	12.0	33.4	
156-02185	**MOC22FMOC22M180**	22.0	22.0	71.4	36.5	12.0	35.0	
156-02186	**MOC22FMOC26M180**	22.0	26.0	75.9	36.5	12.0	36.9	
156-02199	**MOC26FMOC5M180**	26.0	5.0	49.7	41.0	12.0	26.9	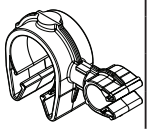
156-02200	**MOC26FMOC6M180**	26.0	6.0	51.0	41.0	12.0	27.5	
156-02201	**MOC26FMOC7M180**	26.0	7.0	52.0	41.0	12.0	28.0	
156-02202	**MOC26FMOC8M180**	26.0	8.0	54.1	41.0	12.0	28.8	
156-02203	**MOC26FMOC9M180**	26.0	9.0	56.1	41.0	12.0	29.3	
156-02066	**MOC26FMOC10M180**	26.0	10.0	62.1	34.5	12.0	30.3	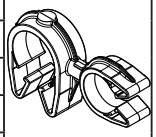
156-02205	**MOC26FMOC12M180**	26.0	12.0	61.0	41.0	12.0	31.1	
156-02206	**MOC26FMOC14M180**	26.0	14.0	62.7	41.0	12.0	32.4	
156-02207	**MOC26FMOC16M180**	26.0	16.0	64.7	41.0	12.0	33.3	
156-02208	**MOC26FMOC19M180**	26.0	19.0	71.7	41.0	12.0	35.5	
156-02209	**MOC26FMOC22M180**	26.0	22.0	75.4	41.0	12.0	37.0	
156-02210	**MOC26FMOC26M180**	26.0	26.0	79.9	41.0	12.0	38.9	

Dimensions are approximate and subject to technical changes. Use Part No. for ordering and Type for specification purposes.

MOC Clips to LOC Clamps

MOC to LOC

Rotatable dual routing clip and clamp combination keeps two routings secured and separated. A swivel coupler allows them to rotate independently of each other.

Features and Benefits

- Patented retention design of clip features inverted retaining legs, narrow opening and circular retainer to prevent inadvertent disengagement.
- Clip and clamp both offer easy bundle installation.
- Independent rotation allows for adjustable routing orientation.
- Locking clamp dynamically fits a range of bundle sizes.

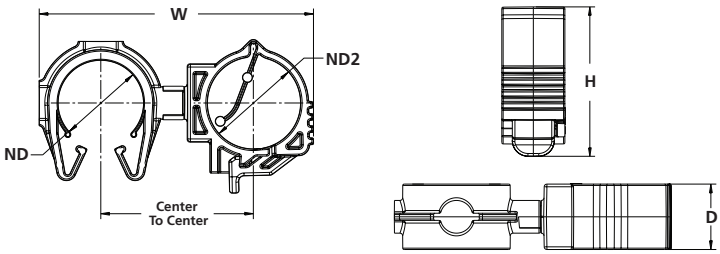

MATERIAL	Polyamide 6.6 high impact modified, heat and UV stabilized (PA66HIRHSUV)
Operating Temperature	-40°F to +221°F (-40°C to +105°C)
Flammability	UL 94 HB

HF ✓ RoHS ✓

ART NO.	TYPE	Nominal Clip Diameter (ND) mm	Nominal Clip Dia. 2 (ND2) mm	Width (W) mm	Height (H) mm	Depth (D) mm	Center to Center mm	Drawing
156-01827	**MOC5LOC5-9**	5.0	5.0 - 9.0	35.1	23.6	12.0	20.7	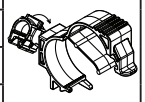
156-01851	**MOC5LOC10-14**	5.0	10.0 - 14.0	39.1	27.4	12.0	22.9	
156-01875	**MOC5LOC15-19**	5.0	15.0 - 19.0	39.8	33.4	12.0	25.2	
156-01899	**MOC5LOC20-25**	5.0	20.0 - 25.0	48.9	38.9	12.0	28.2	
156-01829	**MOC6LOC5-9**	6.0	5.0 - 9.0	36.3	23.6	12.0	21.2	
156-01853	**MOC6LOC10-14**	6.0	10.0 - 14.0	40.4	27.4	12.0	23.4	
156-01877	**MOC6LOC15-19**	6.0	15.0 - 19.0	41.1	33.4	12.0	25.7	
156-01902	**MOC6LOC20-25**	6.0	20.0 - 25.0	50.2	38.9	12.0	28.8	
156-01831	**MOC7LOC5-9**	7.0	5.0 - 9.0	37.2	23.6	12.0	21.7	
156-01855	**MOC7LOC10-14**	7.0	10.0 - 14.0	41.3	27.4	12.0	23.9	
156-01879	**MOC7LOC15-19**	7.0	15.0 - 19.0	42.0	33.4	12.0	26.2	
156-01904	**MOC7LOC20-25**	7.0	20.0 - 25.0	51.1	38.9	12.0	29.3	
156-01833	**MOC8LOC5-9**	8.0	5.0 - 9.0	38.5	23.6	12.0	22.2	
156-01857	**MOC8LOC10-14**	8.0	10.0 - 14.0	42.6	27.4	12.0	24.5	
156-01881	**MOC8LOC15-19**	8.0	15.0 - 19.0	43.3	33.4	12.0	26.7	
156-01614	**MOC8LOC20**	8.0	20.0 - 25.0	52.4	38.9	12.0	29.7	
156-01835	**MOC9LOC5-9**	9.0	5.0 - 9.0	39.6	23.6	12.0	22.7	
156-01859	**MOC9LOC10-14**	9.0	10.0 - 14.0	43.7	27.4	12.0	25.0	
156-01883	**MOC9LOC15-19**	9.0	15.0 - 19.0	44.4	33.4	12.0	27.4	
156-01908	**MOC9LOC20-25**	9.0	20.0 - 25.0	53.5	38.9	12.0	30.4	

Dimensions are approximate and subject to technical changes. Use Part No. for ordering and Type for specification purposes.

MOC Clips to LOC Clamps

MOC to LOC

ART NO.	TYPE	Nominal Clip Diameter (ND) mm	Nominal Clip Dia. 2 (ND2) mm	Width (W) mm	Height (H) mm	Depth (D) mm	Center to Center mm	Drawing
156-01837	**MOC10LOC5-9**	10.0	5.0 - 9.0	41.3	23.6	12.0	23.5	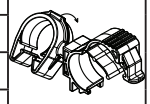
156-01861	**MOC10LOC10-14**	10.0	10.0 - 14.0	45.4	27.4	12.0	25.5	
156-01885	**MOC10LOC15-19**	10.0	15.0 - 19.0	46.1	33.4	12.0	27.9	
156-01910	**MOC10LOC20-25**	10.0	20.0 - 25.0	55.2	38.9	12.0	30.9	
156-01839	**MOC12LOC5-9**	12.0	5.0 - 9.0	43.2	23.6	12.0	24.4	
156-01863	**MOC12LOC10-14**	12.0	10.0 - 14.0	47.3	27.4	12.0	26.4	
156-01887	**MOC12LOC15-19**	12.0	15.0 - 19.0	48.0	33.4	12.0	29.0	
156-01912	**MOC12LOC20-25**	12.0	20.0 - 25.0	57.1	38.9	12.0	31.9	
156-01841	**MOC14LOC5-9**	14.0	5.0 - 9.0	45.1	23.8	12.0	25.5	
156-01865	**MOC14LOC10-14**	14.0	10.0 - 14.0	49.2	27.4	12.0	27.5	
156-01889	**MOC14LOC15-19**	14.0	15.0 - 19.0	49.9	33.4	12.0	29.9	
156-01914	**MOC14LOC20-25**	14.0	20.0 - 25.0	59.0	38.9	12.0	32.9	
156-01843	**MOC16LOC5-9**	16.0	5.0 - 9.0	47.1	25.7	12.0	26.2	
156-01867	**MOC16LOC10-14**	16.0	10.0 - 14.0	51.2	27.4	12.0	28.2	
156-01891	**MOC16LOC15-19**	16.0	15.0 - 19.0	51.9	33.4	12.0	30.8	
156-01916	**MOC16LOC20-25**	16.0	20.0 - 25.0	61.0	38.9	12.0	33.7	
156-01845	**MOC19LOC5-9**	19.0	5.0 - 9.0	50.7	32.8	12.0	29.0	
156-01869	**MOC19LOC10-14**	19.0	10.0 - 14.0	54.8	32.8	12.0	31.0	
156-01893	**MOC19LOC15-19**	19.0	15.0 - 19.0	55.5	33.4	12.0	33.5	
156-01918	**MOC19LOC20-25**	19.0	20.0 - 25.0	64.6	38.9	12.0	36.5	
156-01847	**MOC22LOC5-9**	22.0	5.0 - 9.0	52.1	36.5	12.0	30.6	
156-01871	**MOC22LOC10-14**	22.0	10.0 - 14.0	56.2	36.5	12.0	32.6	
156-01895	**MOC22LOC15-19**	22.0	15.0 - 19.0	56.9	36.5	12.0	35.0	
156-01920	**MOC22LOC20-25**	22.0	20.0 - 25.0	66.0	38.9	12.0	38.1	
156-01849	**MOC26LOC5-9**	26.0	5.0 - 9.0	59.1	41.0	12.0	32.7	
156-01873	**MOC26LOC10-14**	26.0	10.0 - 14.0	63.2	41.0	12.0	34.7	
156-01897	**MOC26LOC15-19**	26.0	15.0 - 19.0	63.9	41.0	12.0	37.0	
156-01922	**MOC26LOC20-25**	26.0	20.0 - 25.0	73.0	41.0	12.0	40.1	

Dimensions are approximate and subject to technical changes. Use Part No. for ordering and Type for specification purposes.

MOC Cable Ties

Clip with Swivel Tie

Rotatable routing clip coupled to a cable tie that keeps two routings secured and separated. Tie provides additional security against axial slip by clamping around solid tube, pipe or harness. The swivel coupler allows the two routings to rotate independently of each other.

Features and Benefits

- Patented retention design on clip features inverted retaining legs, narrow opening and circular retainer to prevent inadvertent disengagement.
- Controlled flex and angled entry promote easy installation.
- Independent rotation allows for adjustable routing orientation.
- Cable tie accommodates wide range of secondary bundle sizes.





MATERIAL	Polyamide 6.6 high impact modified, heat and UV stabilized (PA66HIRHSUV)
Operating Temperature	-40°F to +221°F (-40°C to +105°C)
Flammability	UL 94 HB

HF ✓ RoHS ✓

PART NO.	TYPE	Nominal Clip Diameter (ND) mm	Max Tie Bundle Diameter mm	Clip Length (L) mm	Height (H) mm	Depth (D) mm	Center to Tie mm	Drawing
156-01773	**T50SMVCMOC5M**	5.0	50.0	15.6	22.8	10.0	12.7	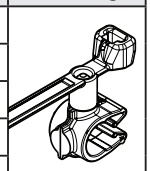
156-01774	**T50SMVCMOC6M**	6.0	50.0	18.4	24.0	10.0	13.5	
156-01775	**T50SMVCMOC7M**	7.0	50.0	18.9	25.4	10.0	14.0	
156-01657	**T50SMVCMOC8**	8.0	50.0	20.5	17.2	10.0	14.8	
156-01722	**T50SMVCMOC9M**	9.0	50.0	22.3	29.2	10.0	15.4	
156-01776	**T50SMVCMOC10M**	10.0	50.0	24.2	31.6	10.0	16.3	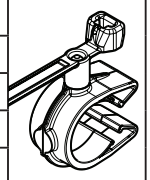
156-01777	**T50SMVCMOC12M**	12.0	50.0	26.2	34.1	10.0	17.3	
156-01778	**T50SMVCMOC14M**	14.0	50.0	28.2	35.8	10.0	18.4	
156-01656	**T50SMVCMOC16**	16.0	50.0	30.2	37.5	12.0	19.2	
156-01779	**T50SMVCMOC19M**	19.0	50.0	34.6	44.8	12.0	21.4	
156-01780	**T50SMVCMOC22M**	22.0	50.0	37.8	48.5	12.0	22.9	
156-01781	**T50SMVCMOC26M**	26.0	50.0	48.3	53.0	12.0	24.9	
156-02239	**T50SVCMOC5M**	5.0	35.0	15.6	22.8	10.0	12.7	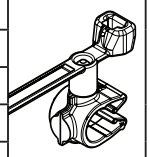
156-02240	**T50SVCMOC6M**	6.0	35.0	18.4	24.0	10.0	13.5	
156-02241	**T50SVCMOC7M**	7.0	35.0	18.9	25.4	10.0	14.0	
156-02242	**T50SVCMOC8M**	8.0	35.0	24.2	17.2	10.0	14.6	
156-02243	**T50SVCMOC9M**	9.0	35.0	22.3	29.2	10.0	15.4	
156-02244	**T50SVCMOC10M**	10.0	35.0	24.2	31.6	10.0	16.3	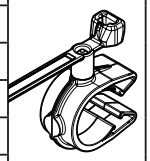
156-02245	**T50SVCMOC12M**	12.0	35.0	26.2	34.1	10.0	17.3	
156-01658	**T50SVCMOC14M**	14.0	35.0	28.2	35.8	10.0	18.4	
156-01667	**T50SVCMOC16M**	16.0	35.0	30.2	37.5	12.0	19.3	
156-02246	**T50SVCMOC19M**	19.0	35.0	34.6	44.8	12.0	21.4	
156-02247	**T50SVCMOC22M**	22.0	35.0	37.8	48.5	12.0	22.9	
156-02248	**T50SVCMOC26M**	26.0	35.0	48.3	53.0	12.0	24.9	

Dimensions are approximate and subject to technical changes. Use Part No. for ordering and Type for specification purposes.

MOC Cable Ties

Transverse Clip with Swivel Tie

Rotatable routing clips are coupled to cable ties to keep two routings secured and separated. Tie provides additional security against axial slip by clamping around solid tube, pipe or harness. The clip's orientation allows the second routing to be assembled in the direction of the first routing. The swivel coupler allows the two routings to rotate independently of each other.

Features and Benefits

- Patented retention design on clip features inverted retaining legs, narrow opening and circular retainer to prevent inadvertent disengagement.
- Controlled flex and angled entry promote easy installation.
- Independent rotation allows for adjustable routing orientation.
- Cable tie accommodates wide range of secondary bundle sizes.

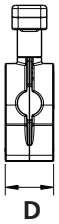

MATERIAL	Polyamide 6.6 high impact modified, heat nd UV stabilized (PA66HIRHSUV)
Operating Temperature	-40°F to +221°F (-40°C to +105°C)
Flammability	UL 94 HB

HF ✓ RoHS ✓

PART NO.	TYPE	Nominal Clamp Diameter (ND) mm	Max. Cable Diameter in. (mm)	Clip Length (L) mm	Height (H) mm	Depth (D) mm	Center to Tie mm	
156-01782	**T50SMVCMOC5M180**	5.0	50.0	8.3	25.6	10.0	12.7	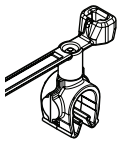
156-01783	**T50SMVCMOC6M180**	6.0	50.0	50.0	28.4	10.0	13.5	
156-01784	**T50SMVCMOC7M180**	7.0	50.0	11.6	28.9	10.0	14.0	
156-01785	**T50SMVCMOC8M180**	8.0	50.0	13.2	30.5	10.0	14.6	
156-01786	**T50SMVCMOC9M180**	9.0	50.0	15.0	32.3	10.0	15.4	
156-01787	**T50SMVCMOC10M180**	10.0	50.0	16.9	34.2	10.0	16.3	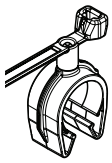
156-01788	**T50SMVCMOC12M180**	12.0	50.0	18.9	36.2	10.0	17.3	
156-01789	**T50SMVCMOC14M180**	14.0	50.0	20.9	38.2	10.0	18.4	
156-01751	**T50SMVCMOC16M180**	16.0	50.0	22.9	40.2	12.0	19.3	
156-01790	**T50SMVCMOC19M180**	19.0	50.0	27.3	44.6	12.0	21.4	
156-01791	**T50SMVCMOC22M180**	22.0	50.0	30.5	47.8	12.0	22.9	
156-01792	**T50SMVCMOC26M180**	26.0	50.0	210.4	51.8	12.0	24.9	
156-02249	**T50SVCMOC5M180**	5.0	35.0	8.3	25.6	10.0	12.7	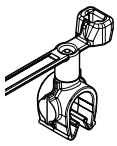
156-02250	**T50SVCMOC6M180**	6.0	35.0	35.0	28.4	10.0	13.5	
156-02251	**T50SVCMOC7M180**	7.0	35.0	11.6	28.9	10.0	14.0	
156-02252	**T50SVCMOC8M180**	8.0	35.0	13.2	30.5	10.0	14.6	
156-02253	**T50SVCMOC9M180**	9.0	35.0	15.0	32.3	10.0	15.4	
156-02254	**T50SVCMOC10M180**	10.0	35.0	16.9	34.2	10.0	16.3	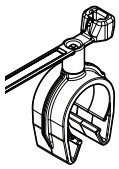
156-02256	**T50SVCMOC14M180**	14.0	35.0	20.9	38.2	10.0	18.4	
156-02257	**T50SVCMOC16M180**	16.0	35.0	22.9	40.2	12.0	19.3	
156-02258	**T50SVCMOC19M180**	19.0	35.0	27.3	44.6	12.0	21.4	
156-02259	**T50SVCMOC22M180**	22.0	35.0	30.5	47.8	12.0	22.9	
156-02260	**T50SVCMOC26M180**	26.0	35.0	34.5	51.8	12.0	24.9	

Dimensions are approximate and subject to technical changes. Use Part No. for ordering and Type for specification purposes.

LOC Cable Ties

Clamp with Swivel Tie

Rotatable routing clamps are coupled to cable ties to keep two routings secured and separated. Tie provides additional security against axial slip by clamping around solid tube, pipe or harness. The swivel coupler allows the two routings to rotate independently of each other.

Features and Benefits

- The 360-degree locking enclosure and cable tie dynamically fit a range of bundle sizes.
- Clamp can be opened for bundle maintenance.
- Low-profile release tab won't interfere with bundle or nearby routing.
- Independent rotation allows for adjustable routing orientation.



MATERIAL	Polyamide 6.6 high impact modified, heat and UV stabilized (PA66HIRHSUV)
Operating Temperature	-40°F to +221°F (-40°C to +105°C)
Flammability	UL 94 HB

HF ✓ RoHS ✓

PART NO.	TYPE	Nominal Clamp Diameter (ND) mm	Max Tie Bundle Diameter mm	Clamp Length (L) mm	Height (H) mm	Depth (D) mm	Center to Tie mm	Drawing
156-02384	**T50SMVCLOC5-9**	5.0 - 9.0	50.0	23.7	23.6	12.0	18.6	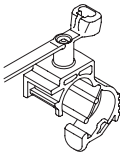
156-02594	**T50SMVCLOC10-14**	10.0 - 14.0	50.0	27.6	27.4	12.0	20.6	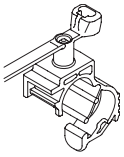
156-01690	**T50SMVCLOC15-19**	15.0 - 19.00	50.0	31.6	33.4	12.0	23.0	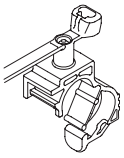
156-01714	**T50SMVCLOC20-25**	20.0 - 25.0	50.0	37.2	38.9	12.0	26.0	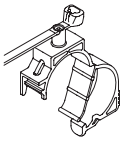

Dimensions are approximate and subject to technical changes. Use Part No. for ordering and Type for specification purposes.

MOC Cable Ties

Two-Piece Unassembled Clip Set

Two-piece design keeps two routings secured together while providing a fixed orientation for each bundle. The bi-directional saddle design allows the bundles to be coupled parallel or perpendicular to one another. Tie provides additional security against axial slip by clamping around solid tube, pipe or harness.

Features and Benefits

- Patented retention design on clip features inverted retaining legs, narrow opening and circular retainer to prevent inadvertent disengagement.
- Controlled flex and angled entry promote easy installation.
- Fixed connector controls routing orientation.
- Cable tie accommodates wide range of secondary bundle sizes.

MATERIAL	Polyamide 6.6 high impact modified, heat and UV stabilized (PA66HIRHSUV)
Operating Temperature	-40°F to +221°F (-40°C to +105°C)
Flammability	UL 94 HB

HF ✓ RoHS ✓

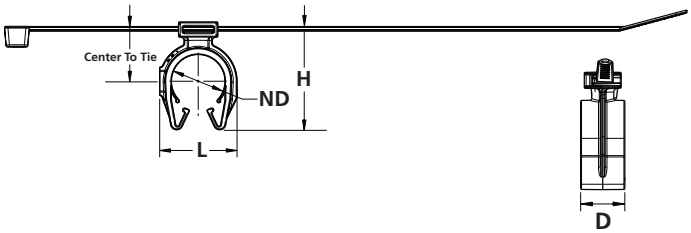

Option 1 *Option 2*

PART NO.	TYPE	Nominal Clip Diameter (ND) mm	Max Tie Bundle Diameter mm	Clip Length (L) mm	Height (H) mm	Depth (D) mm	Center to Tie mm	Drawing
156-01811	**T50RMOC5SAD-SET**	5.0	50.0	8.3	17.0	10.0	11.0	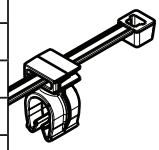
156-01812	**T50RMOC6SAD-SET**	6.0	50.0	11.1	17.9	10.0	11.5	
156-01813	**T50RMOC7SAD-SET**	7.0	50.0	11.6	19.4	10.0	12.2	
156-01814	**T50RMOC8SAD-SET**	8.0	50.0	13.2	20.9	10.0	12.6	
156-01661	**T50RMOC9SAD-SET**	9.0	50.0	15.0	23.4	10.0	15.4	
156-01815	**T50RMOC10SAD-SET**	10.0	50.0	16.9	25.8	10.0	14.6	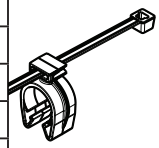
156-01816	**T50RMOC12SAD-SET**	12.0	50.0	18.9	28.2	10.0	15.5	
156-01817	**T50RMOC14SAD-SET**	14.0	50.0	20.9	30.0	10.0	16.6	
156-01818	**T50RMOC16SAD-SET**	16.0	50.0	22.9	31.9	12.0	17.5	
156-01819	**T50RMOC19SAD-SET**	19.0	50.0	27.3	27.3	12.0	19.7	
156-01820	**T50RMOC22SAD-SET**	22.0	50.0	30.5	42.6	12.0	21.2	
156-01821	**T50RMOC26SAD-SET**	26.0	50.0	34.5	47.1	12.0	23.2	

Dimensions are approximate and subject to technical changes. Use Part No. for ordering and Type for specification purposes.

LOC Cable Ties

Two-Piece Unassembled Clamp Set

Two-piece design keeps two routings secured together while providing a semi-fixed orientation for each bundle. The saddle design allows 90-degree rotation of the bundles. Tie provides additional security against axial slip by clamping around solid tube, pipe or harness.

Features and Benefits

- The 360-degree locking enclosure and cable tie dynamically fit a range of bundle sizes.
- Clamp can be opened for bundle maintenance.
- Low-profile release tab won't interfere with bundle or nearby routing.
- The two bundles are allowed to rotate up to 90 degrees from one another.

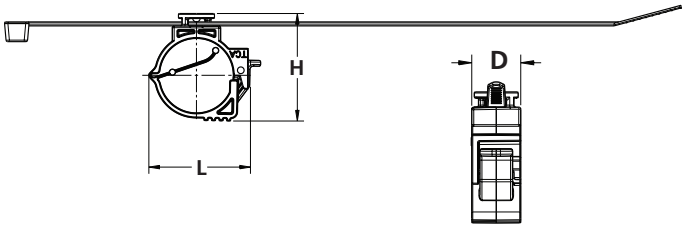



MATERIAL	Polyamide 6.6 high impact modified, heat and UV stabilized (PA66HIRHSUV)	Polyamide 6.6 heat stabilized (PA66HS), Polyamide 6.6 high impact modified, heat and UV stabilized (PA66HIRHSUV)
Operating Temperature	-40°F to +221°F (-40°C to +105°C)	-40°F to +230°F (-40°C to +110°C)
Flammability	UL 94 HB	

RoHS ✓ HF ✓ RoHS ✓

PART NO.	TYPE	Nominal Clamp Diameter mm	Max Tie Bundle Diameter mm	Clamp Length (L) mm	Height (H) mm	Depth (D) mm	Center to Tie mm	Material	
156-01289	**T50RLOC5-9-SET**	5.0 - 9.0	50.0	23.7	23.6	12.0	18.6	Polyamide 6.6 heat stabilized (PA66HS), Polyamide 6.6 high impact modified, heat and UV stabilized (PA66HIRHSUV)	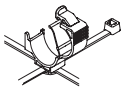
156-01092	**T50RLOC10-14-SET**	10.0 - 14.0	50.0	27.6	27.4	12.0	20.6		
156-01292	**T50RLOC15-19-SET**	15.0 - 19.0	50.0	31.6	33.4	12.0	23.0		
156-01564	**T50RLOC20-25SET**	20.0 - 25.0	50.0	37.2	38.9	12.0	26.0		
156-03596	**T120RLOC25-30-SET**	25.0 - 30.0	100.0	387.0	44.6	15.0	63.6	Polyamide 6.6 high impact modified, heat and UV stabilized (PA66HIRHSUV)	

Dimensions are approximate and subject to technical changes. Use Part No. for ordering and Type for specification purposes.

MOC Clips with Fir Tree

Clip with Round Fir Tree

MOC with Round Fir Tree features HellermannTyton's unique retention clip with an integrated fir tree to fit securely in a 6.5 (+/-0.4) mm hole. The mount delivers a low insertion force while exhibiting high extraction resistance for a secure mounting point against a panel.

Features and Benefits

- Patented retention design features inverted retaining legs, narrow opening and circular retainer to prevent inadvertent disengagement.
- Controlled flex and angled entry promote easy installation.
- Fir tree demonstrates easy insertion with high extraction resistance.

MATERIAL	Polyamide 6.6 high impact modified, heat and UV stabilized (PA66HIRHSUV)
Operating Temperature	-40°F to +221°F (-40°C to +105°C)
Flammability	UL 94 HB

HF ✓ RoHS ✓

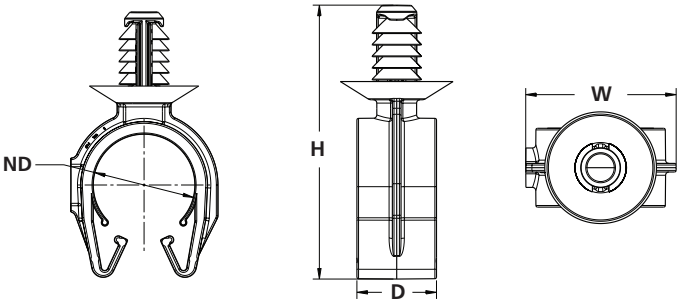

PART NO.	TYPE	Nominal Clip Diameter (ND) mm	Panel Hole Size mm	Panel Thickness mm	Width (W) mm	Height (H) mm	Depth (D) mm	Drawings
151-02083	**MOC5FT6.5**	5.0	6.35 (hexagonal), 6.5 (+/- 0.4)	0.6 - 5.5	17.0	26.3	10.0	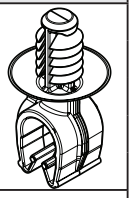
151-01713	**MOC6FT6.5**	6.0	6.35 (hexagonal), 6.5 (+/- 0.4)	0.6 - 5.5	17.0	27.8	10.0	
151-01722	**MOC7FT6.5**	7.0	6.35 (hexagonal), 6.5 (+/- 0.4)	0.6 - 5.5	17.0	29.1	10.0	
151-01731	**MOC8FT6.5**	8.0	6.35 (hexagonal), 6.5 (+/- 0.4)	0.6 - 5.5	17.0	31.1	10.0	
151-01740	**MOC9FT6.5**	9.0	6.35 (hexagonal), 6.5 (+/- 0.4)	0.6 - 5.5	17.0	33.1	10.0	
151-01749	**MOC10FT6.5**	10.0	6.35 (hexagonal), 6.5 (+/- 0.4)	0.6 - 5.5	17.0	35.4	10.0	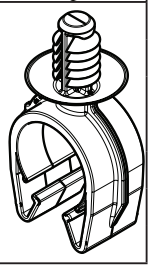
151-01758	**MOC12FT6.5**	12.0	6.35 (hexagonal), 6.5 (+/- 0.4)	0.6 - 5.5	18.8	37.9	10.0	
151-01768	**MOC14FT6.5**	14.0	6.35 (hexagonal), 6.5 (+/- 0.4)	0.6 - 5.5	20.9	39.3	10.0	
151-01778	**MOC16FT6.5**	16.0	6.35 (hexagonal), 6.5 (+/- 0.4)	0.6 - 5.5	22.9	41.3	12.0	
151-01788	**MOC19FT6.5**	19.0	6.35 (hexagonal), 6.5 (+/- 0.4)	0.6 - 5.5	27.3	48.5	12.0	
151-01798	**MOC22FT6.5**	22.0	6.35 (hexagonal), 6.5 (+/- 0.4)	0.6 - 5.5	30.5	52.0	12.0	
151-01828	**MOC26FT6.5**	26.0	6.35 (hexagonal), 6.5 (+/- 0.4)	0.6 - 5.5	34.5	56.7	12.0	

Dimensions are approximate and subject to technical changes. Use Part No. for ordering and Type for specification purposes.

LOC Clamps with Fir Tree

Clamp with Round Fir Tree

LOC with Round Fir Tree features HellermannTyton's unique retention clamp attached to a 6.5 mm fir tree. The mount delivers a low insertion force while exhibiting high extraction resistance for a secure mounting point against a panel.

Features and Benefits

- The 360-degree locking enclosure dynamically fits a range of bundle sizes.
- Clamp can be opened for bundle maintenance.
- Low-profile release tab won't interfere with bundle or nearby routing.
- Fir tree demonstrates easy insertion with high extraction resistance.

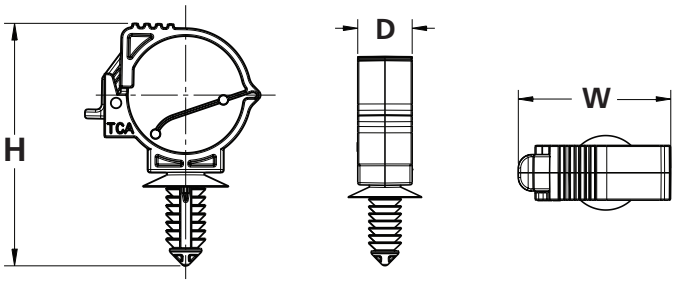



MATERIAL	Polyamide 6.6 high impact modified, heat and UV stabilized (PA66HIRHSUV)	Polyamide 4.6 (PA46)
Operating Temperature	-40°F to +221°F (-40°C to +105°C)	-40°F to +266°F (-40°C to +130°C)
Flammability	UL 94 HB	

HF ✓ RoHS ✓

PART NO.	TYPE	Nominal Clamp Diameter mm	Panel Hole Size mm	Panel Thickness mm	Width (W) mm	Height (H) mm	Depth (D) mm	Material	Color	
151-01017	**LOC5-9FT6LG**	5.0 - 9.0	6.1 - 6.6 (hexagonal), 6.1 - 7.0	0.6 - 8.3	23.7	37.1	12.0	Polyamide 6.6 high impact modified. heat and UV stabilized (PA66HIRHSUV)	Black	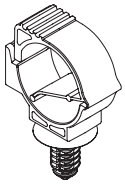
151-01166	**LOC10-14FT6LG**	10.0 - 14.0		0.6 - 8.3	34.9	57.8	12.0		Black	
151-01022	**LOC15-19FT6LG**	15.0 - 19.0		0.6 - 8.3	31.6	47.5	12.0		Black	
151-01371	**LOC20-25FT6.5LG**	20.0 - 25.0		0.6 - 8.3	37.2	53.6	12.0		Black	
151-04186	**LOC25-30FT6.5**	25.0 - 30.0		0.6 - 4.0	63.5	53.2	15.0	Polyamide 4.6 (PA46)	Gray	
151-02904		25.0 - 30.0		0.6 - 4.0	63.5	53.2	15.0	Polyamide 6.6 high impact modified. heat and UV stabilized (PA66HIRHSUV)	Black	
151-03659	**LOC30-32FT6.5**	30.0 - 32.0		0.6 - 4.0	63.5	53.2	15.0		Black	
151-04229	**LOC42-48FT6.5**	42.0 - 48.0	6.1 - 6.9	0.6 - 6.0	94.8	108.9	15.0		Black	

Dimensions are approximate and subject to technical changes. Use Part No. for ordering and Type for specification purposes.

MOC Clips with Fir Tree

Clip with Oval Fir Tree

MOC with Oval Fir Tree features HellermannTyton's unique retention clip attached to a 4x oval fir tree that will not rotate in the mounting hole. The mount delivers a low insertion force while exhibiting high extraction resistance for a secure mounting point against a panel. This one design exceeds automotive requirements for the four most common oval sizes: 6.2x12.2 mm, 6.5x12.5 mm, 6.5x13 mm and 7x12 mm.

Features and Benefits

- Patented retention design features inverted retaining legs, narrow opening and circular retainer to prevent inadvertent disengagement.
- Controlled flex and angled entry promote easy installation.
- Non-rotating fir tree demonstrates easy insertion with high extraction resistance.



MATERIAL	Polyamide 6.6 high impact modified, heat and UV stabilized (PA66HIRHSUV)
Operating Temperature	-40°F to +221°F (-40°C to +105°C)
Flammability	UL 94 HB

HF ✓ RoHS ✓

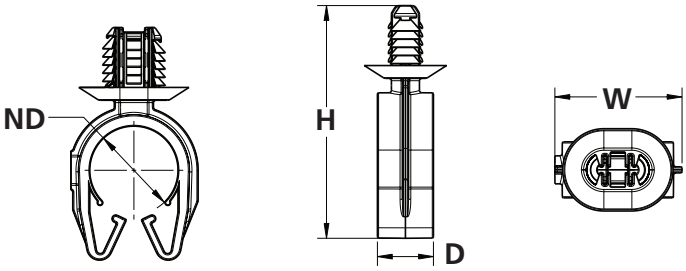

PART NO.	TYPE	Nominal Clip Diameter (ND) mm	Panel Hole Size mm	Panel Thickness mm	Width (W) mm	Height (H) mm	Depth (D) mm	Drawing
151-01759	**MOC12FTOVAL**	12.0	6.2 x 12.2, 6.5 x 12.5, 6.5 x 13.0, 7.0 x 12.0	0.6 - 6.8	23.6	39.5	10.0	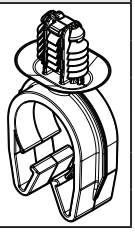
151-01769	**MOC14FTOVAL**	14.0	6.2 x 12.2, 6.5 x 12.5, 6.5 x 13.0, 7.0 x 12.0	0.6 - 6.8	23.6	40.9	10.0	
151-01779	**MOC16FTOVAL**	16.0	6.2 x 12.2, 6.5 x 12.5, 6.5 x 13.0, 7.0 x 12.0	0.6 - 6.8	23.6	42.6	12.0	
151-01789	**MOC19FTOVAL**	19.0	6.2 x 12.2, 6.5 x 12.5, 6.5 x 13.0, 7.0 x 12.0	0.6 - 6.8	27.2	49.9	12.0	
151-01799	**MOC22FTOVAL**	22.0	6.2 x 12.2, 6.5 x 12.5, 6.5 x 13.0, 7.0 x 12.0	0.6 - 6.8	30.5	53.3	12.0	
151-01829	**MOC26FTOVAL**	26.0	6.2 x 12.2, 6.5 x 12.5, 6.5 x 13.0, 7.0 x 12.0	0.6 - 6.8	34.5	58.1	12.0	

Dimensions are approximate and subject to technical changes. Use Part No. for ordering and Type for specification purposes.

LOC Clamps with Fir Tree

Clamp with Oval Fir Tree

LOC with Oval Fir Tree features HellermannTyton's unique retention clamp attached to a 4x oval fir tree that will not rotate in the mounting hole. The mount delivers a low insertion force while exhibiting high extraction resistance for a secure mounting point against a panel. This one design exceeds automotive requirements for the four most common oval sizes: 6.2x12.2 mm, 6.5x12.5 mm, 6.5x13 mm and 7x12 mm.



Features and Benefits

- The 360-degree locking enclosure dynamically fits a range of bundle sizes.
- Clamp can be opened for bundle maintenance.
- Low-profile release tab won't interfere with bundle or nearby routing.
- Non-rotating fir tree demonstrates easy insertion with high extraction resistance.

MATERIAL	Polyamide 6.6 high impact modified, heat and UV stabilized (PA66HIRHSUV)
Operating Temperature	-40°F to +221°F (-40°C to +105°C)
Flammability	UL 94 HB

HF ✓ RoHS ✓

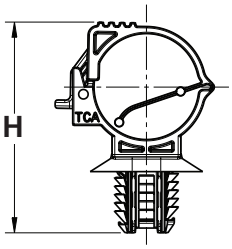

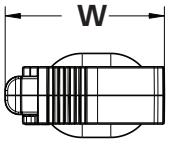

PART NO.	TYPE	Nominal Clamp Diameter mm	Panel Hole Size mm	Panel Thickness mm	Width (W) mm	Height (H) mm	Depth (D) mm	Drawing
151-01306	**LOC5-9FTOVAL**	5.0 - 9.0	6.2 x 12.2, 6.5 x 12.5, 6.5 x 13.0, 7.0 x 12.0	0.6 - 6.8	25.5	34.2	12.0	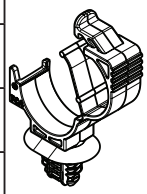
151-02552	**LOC10-14FTOVAL**	10.0 - 14.0	6.2 x 12.2, 6.5 x 12.5, 6.5 x 13.0, 7.0 x 12.0	0.6 - 6.8	27.6	43.5	12.0	
151-01049	**LOC15-19FTOVAL**	15.0 - 19.00	6.2 x 12.2, 6.5 x 12.5, 6.5 x 13.0, 7.0 x 12.0	0.6 - 6.8	31.6	49.5	12.0	
151-02536	**LOC20-25FTOVAL**	20.0 - 25.0	6.2 x 12.2, 6.5 x 12.5, 6.5 x 13.0, 7.0 x 12.0	0.6 - 5.5	37.2	55.5	12.0	

Dimensions are approximate and subject to technical changes. Use Part No. for ordering and Type for specification purposes.

LOC Clamps with Stud Mount

Dual LOC Clamps

Designed for coupling and mounting double routings, this clamp features HellermannTyton's LOC with a best-in-class stud mount to secure to a 5 mm or 6 mm stud or bolt. The mount delivers a low insertion force while exhibiting high extraction resistance for a secure mounting point.

Features and Benefits

- Stud mount clamp secures bundles above a bolt or stud.
- Two clamps with 360-degree enclosures ensure both bundles are secure when being routed.
- Clamp can be opened for bundle maintenance.

MATERIAL	Polyamide 6.6 high impact modified, heat and UV stabilized (PA66HIRHSUV)
Operating Temperature	-40°F to +221°F (-40°C to +105°C)
Color	Black (BK)

HF ✓ RoHS ✓

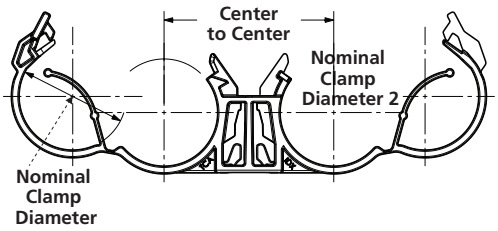

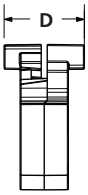

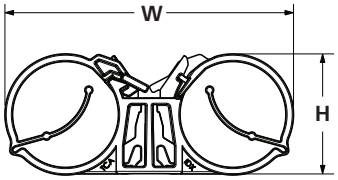

PART NO.	TYPE	Nominal Clamp Dia. mm	Nominal Clamp Dia. 2 mm	Stud Dia. mm	Width (W) mm	Height (H) mm	Depth (D) mm	Center to Center mm	
151-03992	**DLOC5-22SBM5-6**	18.0 - 22.0	18.0 - 22.0	5.0, 6.0	65.5	27.2	20.0	38.0	

Dimensions are approximate and subject to technical changes. Use Part No. for ordering and Type for specification purposes.

LOC Clamps with Fir Tree

Dual LOC Clamps

This dual LOC clamp with fir tree is designed for coupling and mounting double routings. It features two of HellermannTyton's unique retention clamps and an integrated fir tree mount that provides a secure grip into round or oval mounting holes with no additional hardware. The mount delivers a low insertion force while exhibiting high extraction resistance for a secure mounting.

Features and Benefits

- Two clamps with 360-degree locking enclosures ensure both bundles are secure when being routed.
- Clamp can be reopened for bundle maintenance.
- Fir tree demonstrates easy insertion to reduce installer strain and high extraction resistance for a secure mounting.



MATERIAL	Polyamide 6.6 high impact modified, heat and UV stabilized (PA66HIRHSUV)
Operating Temperature	-40°F to +221°F (-40°C to +105°C)
Color	Black (BK)

HF ✓ RoHS ✓

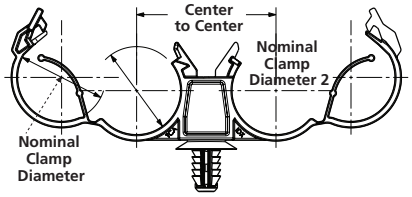

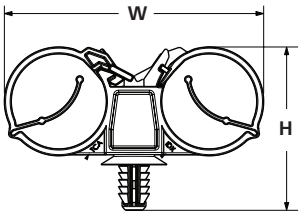

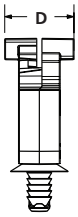

PART NO.	TYPE	Nominal Clamp Dia. mm	Nominal Clamp Dia. 2 mm	Mounting Hole Dia. mm	Panel Thickness mm	Width (W) mm	Height (H) mm	Depth (D) mm	Center to Center mm	Mounting Hole Shape	
151-03967	**DBLEClamp 18-22FT6.5**	18.0 - 22.0	18.0 - 22.0	6.1 - 6.9	0.6 - 6.0	65.5	41.1	20.0	38.0	Round	
151-03968	**DBLEClamp 18-22FTOVAL**	18.0 - 22.0	18.0 - 22.0	6.2 x 12.2, 6.5 x 12.5, 6.5 x 13.0, 7.0 x 12.0	0.6 - 6.8	65.5	42.6	20.0	38.0	Oval	

Dimensions are approximate and subject to technical changes. Use Part No. for ordering and Type for specification purposes.

HellermannTyton

We designed over 300 configurations. Still not enough?

Go configure!

Our modular design lets you create the perfect solution for your application.

Have three routings and need to mount them?

Build a configuration with an oval fir tree.

Need a way to accommodate four routings?

Add a swivel tie.

With the MOC, you get endless possibilities.

Versatile. Secure. ***That's MOC.***

HellermannTyton

HellermannTyton North American Corporate Headquarters
7930 N. Faulkner Rd, PO Box 245017
Milwaukee, WI 53224-9517
Phone: (414) 355-1130, (800) 537-1512
Fax: (414) 355-7341, (800) 848-9866
email: corp@htamericas.com
www.hellermann.tyton.com
IATF 16949, AS9100, ISO 9001 and ISO14001 certified

HellermannTyton Canada
Unit #4, 205 Industrial Parkway North
Aurora, Ontario L4G 4C4 Canada
Phone: (800) 661-2461
Fax: (800) 390-3904
email: sales@hellermanntyton.ca

HellermannTyton Mexico
Anillo Periferico Sur 7980 Edificio 6A
Parque Industrial Tecnologico II
Santa María Tequepexpan
Tlaquepaque, Jalisco, Mexico 45601
Phone: 011-52-33-3-133-9880
Fax: 011-52-33-3-133-9861
email: info-mx@hellermanntyton.com
ISO 9001 certified

© HellermannTyton Corporation

LITPD341, Rev. 4, 02.2025