

BRADY

i7500

Label printing completely reimagined

INDUSTRIAL LABEL PRINTER

Print the way you
NEVER THOUGHT POSSIBLE

Zero waste. Zero hassle. Zero expertise required.

Introducing high-performance, high-volume, high-mix printing completely reimagined. The i7500 brings smart technology to 3" core printing, delivering elevated levels of output with zero waste. Powered by LabelSense™ Technology, the i7500 is loaded with intuitive features that eliminate tedious tasks for unprecedented ease of use. So many ways to print. So versatile that any situation calls for it. So easy that anyone can do it. The printing possibilities are truly endless with the i7500.

High volume, zero waste

No more wasted time or labels on calibration or trial and error. You'll always print on the very first label.

40-second changeovers

Change materials in just 40 seconds with faster ribbon removal and intuitive loading.

More intuitive. Less intimidating.

Automated features eliminate confusion, tedious tasks and the need to grab an expert.

3" core – revolutionized

Smart technology and zero-waste printing equipped for 3" core rolls.

Learn more at BradyID.com/i7500 or scan to watch the overview video.

UNMATCHED PRINTING POSSIBILITIES

High-performance printing meets smart technology

With so many features doing the work for you, the i7500 is the modern way to create premium, professional-grade labels. Save time with auto setup. Minimize waste with auto part recognition. And eliminate calibration with auto adjustments. Compatible with any method or material you choose, the i7500 is the total package.

HIGH-PERFORMANCE PRINTING

Volume performance

- Designed for high volumes
- High-speed processor
- Ideal for high-mix labeling

3 configurations

- Standard printing with tear-off
- Peel model with internal rewind
- Auto- or perf-cut printing with optional accessory

300 and 600 dpi models

- Offers excellent precision
- Prints smaller fonts clearly
- Prints labels as small as 0.125"
- Interchangeable printhead dpi with no firmware update

NEXT-LEVEL SMARTS

Powered by LabelSense™ Technology

Smart 3" core format

- Smart printing with i75 Series 3" core labels
- Smart printing with i75 Series ribbons
- Manual operation with non-i75 Series labels and ribbons

40-second changeovers

- No sensor adjustments
- No heat or speed adjustments
- Auto-center ribbons
- Faster, cleaner ribbon removal

No wasted labels

- Prints on the first label
- No label calibration required
- No trial and error, headaches or wasted labels
- One-click label setup using Brady Workstation

Learn more about the power of LabelSense on page 12.

HIGH PRECISION
Not high maintenance

Easily manage high-volume, high-mix printing with intuitive features that get you to the finish line faster.

Removable bi-fold cover
Reduces footprint on your workspace by 25% compared to most one-piece covers

Print queue
Print immediately or store jobs to print from the display later

Double-side wire sleeve printing
External feed slot and print app enable two-pass printing with no wasted sleeves

Intuitive interface
Communicates installed part numbers, remaining supply, status, in-job navigation and label preview

Connectivity and ports
Three USB ports and Ethernet with optional Wi-Fi/Bluetooth

Big 7" color touchscreen
Large icons are user-friendly and allow for faster navigation

ZPL* emulator with auto dpi conversion
Send ZPL scripts in 203, 300 or 600 dpi and the i7500 correctly sizes the label even if the installed printhead dpi is different than the script

*ZPL is a trademark owned by Zebra Technologies Corporation

0.25" to 4" label widths
Prints small labels for electronics and laboratories, as well as larger labels up to 4" wide

Auto cutter*
Partially or fully cuts off material after a job, label, set or not at all

*optional accessory

i7500 PRINTER AUTO CUTTER CONFIGURATION

SUPER EASY
setup & start-up

The i7500 is designed with LabelSense Technology to enhance and automate features for changeovers a pit crew would be proud of.

Smart ribbon rolls
Printer detects and auto-centers i75 Series ribbons so ink is always facing the right way; and warns if not optimized for installed labels

Smart media rolls
All i75 Series rolls have LabelSense Technology that automatically adjusts for speed, size, heat, layout and approved ribbon/material pairings to eliminate trial and error, calibration and wasted materials

1-button ribbon removal
Collapsible spindle for faster, safer, cleaner removal of spent ribbon with no cardboard core required

Anti-wrinkle ribbon bar
Optimizes cross-web ribbon tension for even tracking and wrinkle reduction

Auto-centering media flanges
Automatically centers 3" core media rolls for precise center-justified printing

Field-replaceable printhead with interchangeable dpi
Tool-less, user-replaceable printhead using a single-release pin and connectors

40-second changeovers
i75 Series labels and ribbons auto center with no sensor adjustments, calibration or wasted labels

Motorized label optical sensor
Auto-detects installed material and sets sensor to correct mode and moves it to correct location

Auto-lifting head
Printhead automatically lifts after printing to eliminate pressure indentations and residual ribbon transfer lines

Easy-access feed path
Wide opening optimizes light and line of sight to the print path sensor and guides when side-loading media

LABEL CREATION
for how you work best

Revolutionize the way you create labels with this powerful printer, specifically designed with software to make your printing experience seamlessly simple. Hassle-free labeling with no waste, lightning-fast changeovers and a non-intimidating interface anyone can master — all with Brady's world class label materials.

Easy to use
With features like auto detection and auto label setup, all you have to do is type and print.

Driverless operation
No more print drivers to install and manage. Driverless printing keeps work moving smoothly and efficiently.

One-click label setup
Hit 'print' faster with automated features that streamline the entire label creation process.

A full suite of applications
A comprehensive collection of apps and suites, each tailored to specific identification tasks throughout your facility.

Brady Workstation Labeling Software
Get everything you need to create the right label fast.

Auto detection
No more scrolling through a long list of materials, your part number is automatically recognized.

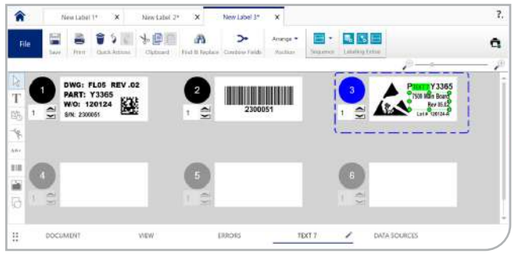

Auto setup
Automatic recognition of label dimensions and labels per row means you can type and print without the need for time-consuming adjustments.

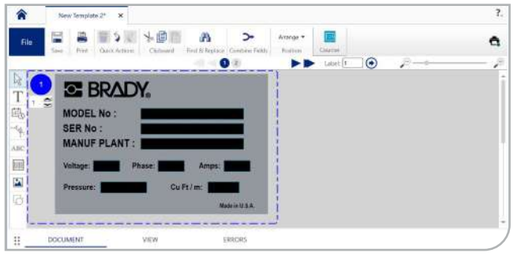

Customizable templates
Create templates with locked or editable elements for consistent label creation.

No driver installation needed
Specify heat, speed and other label properties right from the software (and not a driver).

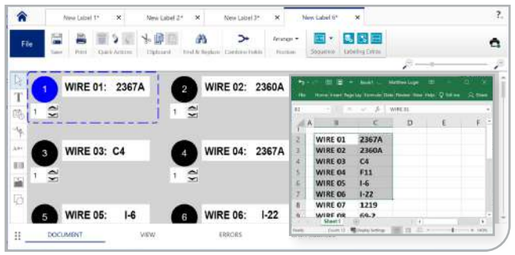

Data importing
Easily import data from Excel and other sources right onto your labels.

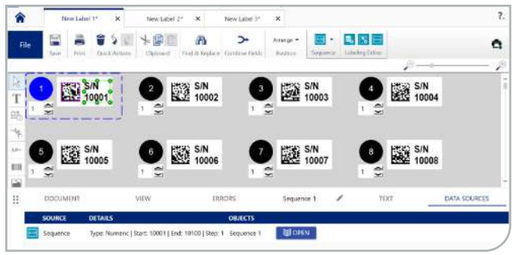

Sequencing
Create labels based on numeric and alphanumeric sequences.

Possibilities powered by **LabelSense**

Maximize your printing potential with Brady

Welcome to a printing experience you never thought was possible, powered by Brady's exclusive LabelSense™ Technology. Our bi-directional communication system enables the printer, materials and Brady software to "talk" to each other to power many innovative, enhanced and automatic features you only get from Brady. Save time. Eliminate tasks. Reduce waste. You've never seen anything like this before.

INNOVATIVE PRINTING PERFORMANCE

Smart functionality meets mechanical cleverness

Designed to deliver easy, fast, no-waste printing and eliminate all the confusion and time-consuming tasks.

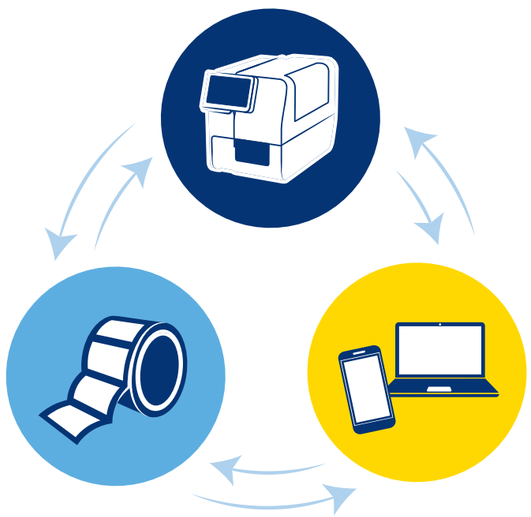

OPTIMIZED BRADY MATERIALS

For a faster, easier labeling experience

LabelSense materials are pretested to remove all the guesswork, ensuring premium print quality on the first label, on the first try.

LABEL CREATION SOFTWARE

Everything to create the right label fast

Driverless Brady software auto detects LabelSense materials for one-click label setup — just type and print.

No more pain points.
No printer compares.

Welcome to the way label making is supposed to be.

- No wasted labels
- No heat adjustment
- No speed adjustment
- No sensor location adjustment
- No sensor mode selection
- No need for trial and error printing
- No chance to load ribbon backwards
- No loading wrong ribbon for installed label
- No mess or blade needed for spent ribbon removal
- No complications
- No frustration
- No expert required

Printing made **SEAMLESSLY SIMPLE**

Get the highest level of performance without the headaches

PRINTER CONFIGURATIONS

i7500 STANDARD

For day-to-day precision printing on 3" core rolls of labels, tags and continuous media. Media is torn off with included Standard Model Tear Bar Plate. The 600 dpi model is ideal for smaller fonts and barcodes, including 2D codes. Optional auto cutter accessories available.

Catalog #	
177226†	i7500 Label Printer, Standard tear bar configuration, Wi-Fi/BT, **300 dpi**
177715*†	i7500 Label Printer, Standard tear bar configuration, Wi-Fi/BT, **600 dpi**

i7500 AUTO CUTTER

Ideal for printing thick and difficult-to-tear materials such as PermaSleeve® markers, cable tags and other non-adhesive and linerless material stocks. Provides full cut-through of printed media and can be set to cut at end of job, after each label row, after a label set or to not cut at all. Comes installed with a Heavy Duty Guillotine Auto Cutter (#177724). Ships with metal Cut Label Tray (#177732).

Catalog #	
177714	i7500 Label Printer, Auto Cutter configuration, Wi-Fi/BT, **300 dpi**
177717*	i7500 Label Printer, Auto Cutter configuration, Wi-Fi/BT, **600 dpi**

i7500 PEEL

Printed labels can be partially peeled off the liner, internally rewound onto a 1.5" core, or printed with no peel or rewind. In peel mode, the next label is triggered manually, but can be automated with optional Label Taken Sensor (#177726). If non-peel printing is desired, a special Peel Model Tear Plate can be installed. Ships with smooth-edge peel bar plate (installed), peel tear plate, rewind guide plate and 1.5" internal rewind takeup core. **Not compatible with cutter accessories.**

Catalog #	
177227*†	i7500 Label Printer, Peel configuration, Wi-Fi/BT, **300 dpi**
177716*†	i7500 Label Printer, Peel configuration, Wi-Fi/BT, **600 dpi**

* Available mid-late 2025

† Non-Wi-Fi models available upon request

All models ship with free Brady Workstation Product & Wire ID software. To learn more, see pages 10-11

ACCESSORIES

	Catalog #	Description	Details
	177724	Auto Cutter - Heavy Duty Guillotine	Compatible with Standard printer only. Can be set to fully cut after each row, after label set, at the end of a job or no cut at all. Limited to a cut length of 11 mm or greater. User-installable using included T-20 wrench. Includes metal tray (#177732) to capture cut labels.
	177725*	Auto Cutter - Perforation Cut	Compatible with Standard printer only. For partial cut-through of continuous pressed sleeves and other approved media. User-installable using included T-20 wrench.
	177726*	Label Taken Sensor	Compatible with Peel printer only. Sensor detects when a peeled label has been removed and automatically advances to print and peel the next label. Sensor eye is movable cross-web. User-installable using included T-20 wrench.
	177722	Replacement Printhead - 300 dpi	Great for day-to-day precision printing of text, barcodes and symbols. Can be interchanged with the 600 dpi printhead with no re-calibration or firmware update. User-installable.
	177723*	Replacement Printhead - 600 dpi	Ideal for intricate printing of smaller fonts and barcodes, including 2D codes. Can be interchanged with the 300 dpi printhead with no re-calibration or firmware update. User-installable.
	PCK-6	IPA Printhead Cleaning Swabs	Pre-soaked in IPA, lint-free synthetic cleaning swabs. Package of 50 individually-wrapped swabs.
	STYLUS-CAP	Soft Tip Stylus for Touchscreen	Easily make accurate selections on capacitive touchscreens to reduce errors.

REPLACEMENT PRINT ROLLERS

Extend the life of your printhead and optimize print quality with replacement print rollers, available in full width or narrow sizes. When using narrow rollers, always ensure the roller is wider than the label media, and the ribbon is also wider than the roller.

	Catalog #	Description	Details
	177734	114 mm Print Roller	User-installable replacement 114 mm Print Roller. For media up to 114 mm wide. Ships installed in all printers.
	177735	80 mm Print Roller	User-installable replacement 80 mm Print Roller. For media up to 80 mm wide.
	177736	50 mm Print Roller	User-installable replacement 50 mm Print Roller. For media up to 50 mm wide.
	177737	25 mm Print Roller	User-installable replacement 25 mm Print Roller. For media up to 25 mm wide.

SPARE MEDIA PLATES & OTHER ACCESSORIES

	Catalog #	Description	Details
	177728*	Internal Rewind Guide Plate	Compatible with Peel printer only. The plate guides printed labels back into the printer at a safe angle for internal rolled takeup on a 1.5" cardboard core. User-installable using included T-20 wrench.
	177727*	1.5" Internal Rewind Takeup Core	Compatible with Peel printer only. Spare cardboard core placed onto lower rewind takeup spindle for takeup of printed labels onto a core.
	177729	Standard Model Tear Plate	Spare tear bar plate for the Standard and Auto Cutter printers. User-installable using included T-20 wrench.
	177730*	Peel Model Tear Plate	Compatible with Peel printer only. Replacement special-sized serrated tear plate for tearing off labels when using a peel printer for a non-peel print job. User-installable using included T-20 wrench.
	177731*	Smooth Edge Peel Bar Plate	Compatible with Peel printer only. Replacement peel bar for use when using a peel printer for a peel-off print job. User-installable using included T-20 wrench.
	177732	Cut Label Tray	Spare cutter tray for the Auto Cutter printer and the Heavy Duty Guillotine Cutter. Collects cut labels in a sturdy metal tray that hooks onto the cutter. Not compatible with the Perf Cutter.
	177738	T-20 Accessory wrench	Spare wrench for the included T-20 wrench that ships with all printers.

* Available mid-late 2025

PRINT RIBBONS
without the wrangling

No more trial and error while you fumble with ribbons. LabelSense Technology offers enhanced features like faster media loading and automatic calibration for the easiest ribbon loading experience ever.



Easier, safer ribbon changes

Ribbon installation is impossible to mess up. Brady smart ribbons are designed to automatically center with correct ink orientation so you can load ribbons like a pro. Blade-free ribbon removal makes changes quick and easy.

Hassle-free ribbon installation

- Tough, smear-proof ribbons produce long-lasting printed text and can withstand years in industrial areas and outdoor conditions
- The ribbon always centers with the ink facing the right direction
- Printer notifies user if installed ribbon is not recommended for installed labels

Single-Color Print Ribbons

Catalog #	Color	Ribbon Formulation	Size Inch (mm)	Length Feet (m)
R4300 Ink Series: resistant to smears and chemicals; excellent barcode read rates				
i75-R4306	Black	Wax/Resin	1.57 (39.9)	984.0 (300.0)
i75-R4302	Black	Wax/Resin	2.36 (60.0)	984.0 (300.0)
i75-R4300	Black	Wax/Resin	3.27 (83.0)	984.0 (300.0)
i75-R4307	Black	Wax/Resin	4.33 (110.0)	984.0 (300.0)
R4900 Ink Series: superior resistance to solvents and smearing at high temps				
i75-R4902	Black	Resin	2.36 (60.0)	984.0 (300.0)
i75-R4900	Black	Resin	3.27 (83.0)	984.0 (300.0)
R6000 Ink Series: high density and halogen-free; resistant to solvents, heat and scratches				
i75-R6006	Black	Resin	1.57 (39.9)	984.0 (300.0)
i75-R6000	Black	Resin	2.36 (60.0)	984.0 (300.0)
i75-R6002	Black	Resin	3.27 (83.0)	984.0 (300.0)
i75-R6007	Black	Resin	4.33 (110.0)	984.0 (300.0)
R6200 Ink Series: superior resistance to abrasion, chemicals and heat				
i75-R6206	Black	Resin	1.57 (39.9)	984.0 (300.0)
i75-R6200	Black	Resin	2.36 (60.0)	984.0 (300.0)
i75-R6202	Black	Resin	3.27 (83.0)	984.0 (300.0)
i75-R6207	Black	Resin	4.33 (110.0)	984.0 (300.0)
R6300 Ink Series: resistant to solvents, scratches and heat				
i75-R6306	Black	Resin	1.57 (39.9)	984.0 (300.0)
i75-R6300	Black	Resin	2.36 (60.0)	984.0 (300.0)
i75-R6302	Black	Resin	3.27 (83.0)	984.0 (300.0)
i75-R6307	Black	Resin	4.33 (110.0)	984.0 (300.0)
R6400 Ink Series: high density; superior resistance to solvents, scratches and heat				
i75-R6406	Black	Resin	1.57 (39.9)	984.0 (300.0)
i75-R6400	Black	Resin	2.36 (60.0)	984.0 (300.0)
i75-R6402	Black	Resin	3.27 (83.0)	984.0 (300.0)
i75-R6407	Black	Resin	4.33 (110.0)	984.0 (300.0)
R6600 Ink Series: resistant to diesel				
i75-R6606	Black	Resin	1.57 (39.9)	984.0 (300.0)
i75-R6600	Black	Resin	2.36 (60.0)	984.0 (300.0)
i75-R6602	Black	Resin	3.27 (83.0)	984.0 (300.0)
i75-R6607	Black	Resin	4.33 (110.0)	984.0 (300.0)
R4400 Ink Series: high density; resistant to solvents, scratches and heat				
i75-R4400-WT	White	Resin	2.36 (60.0)	984.0 (300.0)
i75-R4402-WT	White	Resin	3.27 (83.0)	984.0 (300.0)
i75-R4407-WT	White	Resin	4.33 (110.0)	984.0 (300.0)
i75-R4400-RD	Red*	Resin	2.36 (60.0)	984.0 (300.0)
i75-R4402-RD	Red*	Resin	3.27 (83.0)	984.0 (300.0)
i75-R4407-RD	Red*	Resin	4.33 (110.0)	984.0 (300.0)
i75-R4400-BL	Blue*	Resin	2.36 (60.0)	984.0 (300.0)
i75-R4402-BL	Blue*	Resin	3.27 (83.0)	984.0 (300.0)
i75-R4407-BL	Blue*	Resin	4.33 (110.0)	984.0 (300.0)
i75-R4400-GR	Green*	Resin	2.36 (60.0)	984.0 (300.0)
i75-R4402-GR	Green*	Resin	3.27 (83.0)	984.0 (300.0)
R4500 Ink Series: resistant to smears and chemicals; excellent barcode read rates				
i75-R4500-RD	Red*	Wax/Resin	2.36 (60.0)	984.0 (300.0)
i75-R4507-RD	Red*	Wax/Resin	4.33 (110.0)	984.0 (300.0)
i75-R4500-BL	Blue*	Wax/Resin	2.36 (60.0)	984.0 (300.0)
i75-R4507-BL	Blue*	Wax/Resin	4.33 (110.0)	984.0 (300.0)
i75-R4502-SV	Silver*	Wax/Resin	3.27 (83.0)	984.0 (300.0)
R6700 Ink Series: resistant to chemicals, scratches and smudges				
i75-R6700-WT	White	Wax/Resin	2.36 (60.0)	984.0 (300.0)
i75-R6702-WT	White	Wax/Resin	3.27 (83.0)	984.0 (300.0)
i75-R6707-WT	White	Wax/Resin	4.33 (110.0)	984.0 (300.0)
R6800 Ink Series: resistant to heat				
i75-R6800-WT	White	Resin	2.36 (60.0)	984.0 (300.0)
i75-R6802-WT	White	Resin	3.27 (83.0)	984.0 (300.0)
i75-R6807-WT	White	Resin	4.33 (110.0)	984.0 (300.0)

* *Colored ribbons optimized for use on approved white material. Test use on other material colors for suitability to your application.*

Print Ribbon & Label Material Compatibility

To ensure the best legend permanence, all ribbons have been developed to meet the requirements of the materials to be printed on. Use the guide below to determine which ribbon series is recommended with your print materials.

●	Recommended ribbon for use with respective material.
▲	Acceptable ribbon for use with respective material.
UL	Materials are UL recognized with its respective ribbon.
CSA	Materials are CSA approved with its respective ribbon.

B-# material		i75-R4300 Series	i75-R4900 Series	i75-R6000 Series	i75-R6200 Series	i75-R6300 Series	i75-R6400 Series	i75-R6600 Series	i75-R6700 Series	i75-R6800 Series	i75-R4400 Series			i75-R4500 Series		
B-109	Polyethylene Tag	●			●											
B-338	Polyvinylidene Flouride Tag			●												
B-342	Polyolefin	●						●			●					
B-342 BLK	Polyolefin								●		●			●		
B-344	Polyolefin							●								
B-344 BLK	Polyolefin								●							
B-345	Polyolefin			●				▲								
B-345 BLK	Polyolefin									●	●					
B-350	Polyester/Paper laminate		● UL	▲								▲				
B-351	Vinyl			▲	●											
B-362	Metallized Vinyl			● UL								▲				
B-388	Polyolefin Tag							●								
B-402	Paper	▲														
B-403	Paper	●														
B-408	Paper	●														
B-412	Polypropylene Tag	▲			●											
B-413	Silver Polyester		▲	● UL	▲ UL							●				
B-417	Vinyl	● UL			▲ UL										▲	
B-422	Polyester		▲ UL	● UL/CSA								●				
B-423	Polyester		▲ UL	● UL/CSA	▲							●				
B-424	Paper	●													▲	
B-425A	Polypropylene	● UL/CSA			● UL/CSA		● UL/CSA								●	
B-427	Vinyl	● UL			▲ UL										▲	
B-428	Metallized Polyester	● UL/CSA			▲ CSA											
B-430	Clear Polyester		▲ UL	● UL/CSA	▲						▲	▲				
B-432	Clear Polyester		▲ UL	● UL/CSA	▲						▲	▲				
B-434A	Metallized Polyester		● UL/CSA	● UL/CSA												
B-435A	Metallized Polyester		▲ UL	● UL/CSA												
B-437	Polyvinylfluoride	●			●											
B-438	Metallized Polyester	● UL/CSA										▲				
B-439	Vinyl		▲	●											▲	
B-449	Polypropylene	▲			●							▲				
B-461	Polyester	●			▲										●	
B-472	Polyimide	●			●											
B-473	Polyester		▲ UL	● UL/CSA												
B-480A	Silver Polyester		▲	● UL	▲ UL							●				
B-481	Polyester						●									
B-483A	ToughStripe® Polyester		▲ UL	● UL/CSA								▲				
B-484A	Polyester		▲ UL	● UL								▲				
B-486B	Metallized Polyester	● UL/CSA			▲ CSA											
B-488	Polyester	● UL/CSA			▲ UL/CSA											
B-489A	Polyester	● UL/CSA			▲ UL/CSA											

For further material compatibility related to UL/CSA, see pages 21-26 or refer to Brady Tech Data Sheet for complete material performance specifications

●	Recommended ribbon for use with respective material.
▲	Acceptable ribbon for use with respective material.
UL	Materials are UL recognized with its respective ribbon.
CSA	Materials are CSA approved with its respective ribbon.

B-# material		i75-R4300 Series	i75-R4900 Series	i75-R6000 Series	i75-R6200 Series	i75-R6300 Series	i75-R6400 Series	i75-R6600 Series	i75-R6700 Series	i75-R6800 Series	i75-R4400 Series			i75-R4500 Series		
B-490	Polyester	●			▲											
B-492	Polyester	▲					●									
B-494	Polyester						●									
B-498	Repositionable Cloth	▲		▲	● UL											
B-499	Nylon Cloth	▲ UL/CSA	● UL/CSA	▲ UL	▲											▲
B-508	Nomex® tag	●														
B-521	Clear Polypropylene			●	▲						●	▲				
B-522	Clear Polyester			●	▲						●	▲				
B-533	Polyester		●	●	▲							▲				
B-593	Raised Polyester			● UL							● UL					
B-593 BLK	Raised Polyester										● UL					
B-618	Polyester		● UL	● UL												
B-711	Clear Polyester		●	●							●	●				
B-712	Clear Polyester		●	●							●	●				
B-719	Polyimide			● UL												
B-724	Polyimide	●										●				
B-728	Polyimide			● UL												
B-729	Polyimide			● UL												
B-7425	Polypropylene	▲			▲		●					▲				
B-7425-AC	Polypropylene	▲			▲		●					▲				
B-7546	Polyester		●	● UL/CSA												
B-7566	Clear Polyester			●								●				
B-7576	Metallized Polyester			● UL								▲				
B-7641	Polyolefin	●		●				●								
B-7641 BLK	Polyolefin								●							
B-7642	Polyolefin	●					●	●								
B-7642 BLK	Polyolefin								●							
B-7643	Polyurethane Tag		▲	●												
B-7646	Polyolefin							●								
B-767	Polyimide			▲ UL		● UL										
B-768	Polyimide			▲ UL		● UL										
B-776	Polyimide			● UL												
B-777	Polyimide					● UL										
B-7797	Polyimide			▲ UL		● UL										
B-797	Polyimide			▲ UL		● UL										
B-8117	Black Polyester									●	▲ UL					
B-8591	Outdoor Polyester			● UL				● UL								
B-8591 SLV	Outdoor Polyester			● UL				● UL								
B-8591 BLK	Outdoor Polyester										● UL					

For further material compatibility related to UL/CSA, see pages 21-26 or refer to Brady Tech Data Sheet for complete material performance specifications

LABEL MATERIALS

Automatically detected
Materials are recognized in seconds

Automatically calibrated
The very first label is usable

Optimum performance
Print with confidence on labels designed for durability

Get custom labels
Need a special size, color or shape?
Contact a Brady rep to learn more.

Materials for every application

Successful projects start (and end) with Brady materials.

Scan for technical material properties

			Color	Permanent	Removable	Matte	Gloss	Service Temperature	Regulations	Page #
B-109	Non-adhesive Polyethylene Card Stock	Multi-purpose non-adhesive polyethylene tag with cross-laminated construction for superior tear-resistance and excellent cold-weather performance, making it ideal to hang and tack in place. Ideal for identification applications where an adhesive solution is not an option.	○	n/a	n/a	•		-40° to 212°F	RoHS	37
B-338	High Temp PVDF Non-adhesive Cable Tag	Non-adhesive Polyvinylidene Fluoride cable marker tag with low vacuum outgassing performance for very high temp and harsh environment cable tagging applications. Tags feature pre-cut holes in corners to allow zip-tie fastening to a cable or wire harness bundle. Smooth-edge design minimizes risk of abrasion to wire and cable jackets.	○				•	-67° to 392°F	RoHS	59
B-342	PermaSleeve® Heat-Shrink Sleeves	Heat-shrinkable polyolefin wire and cable marking sleeve with a 3:1 shrink ratio. Fade-resistant and flame-retardant industrial, military grade sleeve.	○ ●	•		•		-67° to 275°F	UL RoHS	60, 61
B-344	PermaSleeve® Fluid Resistant Heat-Shrink Sleeves	Heat-shrinkable, fluid-resistant polyolefin wire and cable marking sleeve with a 2:1 shrink ratio. Designed for exposure to fluids, lubricants and harsh chemicals such as in the installation of hydrogen fuel cells in aerospace.	○ ●	•		•		-67° to 275°F	RoHS	62, 63
B-345	PermaSleeve® High Temp Heat-Shrink Sleeves	Heat-shrinkable, high-temperature PVDF wire and cable marking sleeve with a 3:1 shrink ratio. Designed for high-temperature and low-outgassing applications.	○ ●	•		•		-67° to 437°F	RoHS	69
B-350	AquALERT™ Water-Indicating Polyester	THT-printable Polyester/Paper Laminate label that indicates the occurrence of water intrusion. Ideal for labels that can assist in controlling warranty claims, design assistance and product trouble-shooting (service & repair).	○	•			•	-94 to 194° F	UL RoHS	35
B-351	Destructible Tamper-Resistant Vinyl	Tamper-resistant matte white vinyl label that fractures very easily in order to show signs of label tampering and to prevent one-piece label removal. Ideal for applications desiring deterrence to label removal as well as for product "seal" applications to indicate a broken seal if tampering occurs.	○	•		•		-40 to 176° F	RoHS	34
B-362	Destructible Tamper-Resistant Metallized Vinyl	Tamper-resistant silver metallized vinyl label that fractures very easily in order to show signs of label tampering and to prevent one-piece label removal. Ideal for applications desiring deterrence to label removal as well as for product "seal" applications to indicate a broken seal if tampering occurs.	●	•			•	-94° to 212°F	RoHS	34
B-388	Standard Temp Polyolefin Non-adhesive Cable Tag	Non-adhesive Polyolefin cable marker tag intended for areas with continuous operating temps up to 275°F. Tags feature pre-cut holes in corners to allow zip-tie fastening to a cable or wire harness bundle. Smooth-edge design minimizes risk of abrasion to wire and cable jackets.	○ ●	n/a	n/a		•	-67°F to 275°F	RoHS	59
B-402	Paper	Paper label with permanent acrylic adhesive.	○	•		•		-94° to 140°F	RoHS	39
B-403	Water-Dissolvable Paper	White water-dissolvable paper label for temporary labeling applications that require easy cleaning. Ideal for laboratory glassware.	○	•		•		-94° to 122°F	RoHS	38, 77
B-408	Removable Adhesive Paper	Paper label with removable acrylic adhesive. Ideal for light-duty Ideal for light duty indoor paper labeling applications where label can be removed after 30 days from cardboard, stainless steel, glass and polypropylene.	○		•	•		max 158° F	RoHS	39
B-412	Non-adhesive Polypropylene Card Stock	A durable, non-adhesive Polypropylene tag stock with excellent tensile strength properties. Ideal for general purpose tagging applications and non-adhesive telecommunication and datacomm component labeling.	○	n/a	n/a		•	-40°F to 212°F	RoHS	37, 53
B-413	Matte Faux Metallized Polyester	Silver polyester label with a strong, permanent adhesive and a metal appearance, but NON-METAL construction. Adhesive designed for flat surfaces that are textured or require increased adhesion. Ideal for non-metal applications for PCB and component identification, rating plates and product labels.	●	•		•		-94° to 248°F	UL, UL RoHS	27, 32
B-417	Aggressive Adhesive Self-Laminating Vinyl	Translucent vinyl label with extra strong permanent adhesive. The adhesive is designed to adhere in high humidity conditions, on smaller diameter wires and on challenging wire jacket materials, including Teflon, Silicone, braided and traditional PVC. Self-laminating formats feature a white printable zone and a non-printable clear tail that wraps around a wire, cable or tube to cover the printed, text offering protection from abrasion, water, oil and solvents.	⊘	•		•		-94° to 158°F	UL RoHS	55

For further ribbon compatibility related to UL / CSA, see pages 18-19 and refer to Brady Tech Data Sheet for complete material performance specifications

			Color	Permanent	Removable	Matte	Gloss	Service Temperature	Regulations	Page #
B-422	Aggressive Adhesive Multi-Purpose Polyester	Polyester with a high-gloss finish and a stronger, 2-mil permanent acrylic adhesive. Adhesive is designed for flat surfaces that are textured or require increased adhesion. Ideal for barcoding, asset tracking, product labels and post-process PCB electronic component labeling.	○	•			•	-40° to 212°F	UL RoHS CSA	28
B-423	Multi-Purpose Polyester	Polyester with a high-gloss finish and a permanent acrylic adhesive. Excellent image quality and widely used for barcoding, asset tracking, product labels and post-process PCB electronic component labeling. Adheres best to flat surfaces. UL-rated for surfaces commonly used in solar panel manufacturing.	○	•			•	-94° to 248°F	UL RoHS CSA	26, 27, 37
B-423/ B-966B	PermaShield™ Overlaminating Polyester	The PermaShield™ construction is supplied as a standard B-423 polyester label with matching B-966B clear polyester overlaminate mounted beneath the label. The label is printed, removed from liner and applied to surface, and then the overlaminate is removed and applied over the label protecting printed text.	○	•			•	-94° to 248°F	RoHS	49
B-424	Aggressive Adhesive Paper	Extra bright white paper label with stronger, aggressive permanent latex adhesive. Excellent bar code read rates and ideal for light duty indoor general purpose paper labeling applications.	○	•		•		-40° to 122°F	RoHS	39
B-425A	Chemical Resistant Matte Polypropylene	Polypropylene label with a permanent adhesive and excellent solvent resistance and print performance. Fuel-, oil-, chemical- and low-temperature resistant.	○	•		•		-94° to 212°F	RoHS	36
B-427	Self-Laminating Vinyl	Translucent vinyl label with a permanent adhesive. Self-laminating format features a white printable zone and a non-printable clear tail that wraps around a wire, cable or tube to cover the printed text. Offers protection from abrasion, water, oil and solvents. Material conforms well to curved and rounded surfaces.	○⊘	•		•		-94° to 158°F	UL RoHS	54, 56
B-428	Matte Metallized Polyester	Matte metallized polyester with a permanent adhesive. Light gray, matte appearance. Adheres best to flat surfaces. Ideal for rating plates on products and panels, and general-purpose product labels.	●	•		•		-40° to 293°F	UL RoHS CSA	32, 37
B-428/ B-966B	PermaShield™ Overlaminating Matte Metallized Polyester	The PermaShield™ construction is supplied as a standard B-428 metallized polyester label with matching B-966B clear polyester overlaminate mounted beneath the label. The label is printed, removed from liner and applied to surface. Then the overlaminate is removed and applied over the label to protect printed text.	●	•		•		-40° to 293°F	RoHS	49
B-430	Multi-Purpose Clear Polyester	Clear polyester with a high-gloss finish and a 1-mil permanent acrylic adhesive. It has excellent image quality and adheres best to flat surfaces.	⊘	•			•	-40° to 293°F	UL RoHS CSA	27
B-432	Aggressive Adhesive Multi-Purpose Clear Polyester	Clear polyester with a high-gloss finish and a stronger, 2-mil permanent acrylic adhesive. It has excellent imaging quality and is designed for flat surfaces that are textured or require increased adhesion.	⊘	•			•	-40° to 212°F	UL RoHS CSA	28
B-434A	Aggressive Adhesive Metallized Polyester	Glossy metallized polyester with a stronger, 2-mil permanent adhesive. It has a high-gloss, silver appearance with excellent image quality. Adhesive is designed for flat surfaces that are textured or require increased adhesion. Ideal for rating plates, general-purpose product labels and asset tracking labels.	●	•			•	-40° to 194°F	UL RoHS CSA	33, 50
B-435A	Metallized Polyester	Glossy metallized polyester with a 1-mil permanent adhesive. It has a high-gloss, silver appearance and excellent imaging quality. It adheres best to flat surfaces and is ideal for rating plates and general-purpose product labels.	●	•			•	-40° to 194°F	UL RoHS CSA	32
B-437	Self-Extinguishing Tedlar®	Heavy-duty Tedlar® label material with self-extinguishing features for wire and cable wrapping. It has excellent resistance to water, oil, chemicals and abrasion.	○●	•		•		-94° to 275°F	RoHS	58
B-438	Checkerboard Pattern Tamper Evident Matte Metallized Polyester	Tamper-indicating, silver matte metallized polyester label that leaves an aggressive checkerboard adhesive pattern on the surface if label is removed. It has excellent imaging quality for text, barcodes and symbols. It is designed for rating and serial plates, asset tracking labels and product ID such as warranty labels when anti-tampering and tamper-indicating features are desired.	●	•		•		-40° to 104°F	UL RoHS CSA	34
B-439	Multi-Purpose Vinyl	Indoor- and outdoor-grade vinyl with a high-tack permanent adhesive. It is extremely pliable and highly conforming to rough and irregular surfaces, and has good chemical and abrasion resistance. Ideal for general-purpose labeling applications.	○	•			•	-94° to 176°F	RoHS	38
B-449	Removable Adhesive Chemical Resistant Matte Polypropylene	Polypropylene with a matte finish and removable adhesive. Good solvent resistance. Ideal for temporary barcoding, product and part labeling, and general identification where label can be applied and cleanly removed. Not recommended for long term outdoor use.	○		•	•		-94° to 194° F	RoHS	36

For further ribbon compatibility related to UL / CSA, see pages 18-19 and refer to Brady Tech Data Sheet for complete material performance specifications

			Color	Permanent	Removable	Matte	Gloss	Service Temperature	Regulations	Page #
B-461	Self-Laminating Cryogenic Polyester	Ultra-thin profile label with a white printable area and a clear self-laminating tail. The clear label protects print and allows visibility of liquid level in a vial. It has excellent smudge resistance and solvent resistance, and performs well in laboratory environments with liquid nitrogen, autoclave, freezer and hot water bath applications when laminated around itself.	⊘	•		•		-320° to 320°F check TDS for specific applications	RoHS	75
B-472	High Temp Flame Retardant Polyimide	Heavy-duty, high-temperature label designed to self-extinguish and prevent flames from propagating. This material is flexible, conforming and repositionable for wire and cable wrapping where high-temperature and self-extinguishing properties are required. Excellent resistance to water, oil, chemicals and abrasion.	○●	•		•		-94° to 320°F	RoHS	58
B-473	Standard Adhesive Electrostatic Dissipative Polyester	Glossy polyester label that is ideal for post-process labeling of circuit boards and electronic components. Features both a static dissipative permanent adhesive and a static dissipative release liner. Surface resistivity values are in the recommended range for ESD packing materials. Meets requirement of EIA-541 "Packaging Material Standards for ESD Sensitive Items". This material is ideal for circuit board and component identification, and is fuel, oil, chemical, high- and low-temperature resistant.	○	•			•	-40° to 248°F	UL RoHS c UL	31
B-480A	Ultra Aggressive Adhesive Matte Faux Metalized Polyester	Light gray polyester label with an ultra-aggressive, 2mil permanent acrylic adhesive and metal appearance, but NON-METAL construction. Adhesive is designed for flat surfaces that are textured or require increased adhesion. Ideal for non-metal applications for PCB and component identification, rating plates and product labels.	●	•		•		-94 to 293° F	UL c UL RoHS	28, 33
B-481	StainerBondz™ Microscope Slide Polyester	Designed as a label for microscope slides that are exposed to laboratory staining processes. This material is chemical resistant.	○	•		•		-112° to 266°F	RoHS	74, 77
B-483A	Ultra Aggressive Adhesive Multi-Purpose Polyester	Polyester with high-gloss finish and ultra-aggressive, permanent acrylic adhesive. Designed for very high adhesion to flat but highly textured or powder-coated surfaces and low-surface-energy surfaces. Gloss version of B-489.	○	•			•	-40° to 248°F	UL RoHS CSA	29, 51, 52
B-484A	High-Conforming Aggressive Adhesive Polyester	Flexible polyester with a glossy finish and a stronger, permanent acrylic adhesive. Similar to B-483, but with a thinner, high-conforming construction to facilitate high adhesion to flat, curved or angular surfaces, and surfaces that are textured, powder coated or low-surface energy.	○	•			•	-40° to 248°F	UL RoHS	28, 50
B-486B	Ultra Aggressive Adhesive Matte Metallized Polyester	Matte metallized polyester with an ultra-aggressive, permanent adhesive. It has a light gray, matte appearance. Designed for very high adhesion to flat but highly textured or powder-coated surfaces and low-surface-energy surfaces. Ideal for panel rating plates, product labels and asset-tracking labels.	●	•		•		-40° to 248°F	UL RoHS CSA	33, 50
B-488	Solvent-Resistant Laboratory Polyester	White polyester label with permanent acrylic adhesive. Features a wide temperature range and excellent resistance to solvents and chemicals often used in laboratories including Xylene, DMSO, Ethanol, Toluene, IPA, MEK.	○	•			•	-40°F to 320°F	RoHS	74
B-489A	Ultra Aggressive Adhesive Multi-Purpose Matte Polyester	Matte polyester with an ultra-aggressive, permanent adhesive. It is designed for very high adhesion to flat but highly textured or powder-coated surfaces and low-surface-energy surfaces. Matte version of B-483.	○	•		•		-94° to 248°F	UL RoHS CSA	29
B-490	FreezerBondz™ Cryogenic Polyester	FreezerBondz™ material is designed for use in laboratory identification, including liquid nitrogen and freezer applications. Adheres to room-temperature, frozen or frosted tubes and vials when wrapped around itself by at least 1/8 inch.	○	•		•		-320° to 320°F check TDS for specific applications	RoHS	75
B-492	FreezerBondz™ Ultra-Thin Cryogenic Polyester	Ultra-thin FreezerBondz™ material is designed to withstand extreme laboratory temperatures, including liquid nitrogen and freezer applications. Adheres to room-temperature, frozen or frosted tubes, vials and canes.	○	•		•		-320° to 230°F check TDS for specific applications	RoHS	75
B-494	Colored Border Lab Polyester	Glossy white polyester with a pre-printed colored border. This material allows for differentiation and color coding of test specimens within processes. In vial and vial top configuration, the vial top label is a solid color. Withstands freezer applications and has superior chemical resistance when printed with the Brady Series R6400 black ribbon.		•			•	-320° to 158°F	RoHS	73
B-498	Repositionable Multi-Purpose Vinyl Cloth	Vinyl cloth with an aggressive and repositionable adhesive for wire and cable wraps and general-purpose labeling applications. Label adheres with excellent holding power, yet can be easily and cleanly removed and repositioned.	○		•		•	-40° to 175°F	UL RoHS	53, 57
B-499	Aggressive Adhesive Multi-Purpose Nylon Cloth	Nylon cloth with a permanent adhesive for wire and cable wraps and general-purpose labeling applications. It has a higher upper-temperature limit than vinyl wire labels. Ideal for environments where heat, cold, oil and dirt are present. Also ideal for laboratory vial identification.	○	•			•	-40° to 230°F	UL RoHS CSA	52, 57, 73, 76

For further ribbon compatibility related to UL / CSA, see pages 18-19 and refer to Brady Tech Data Sheet for complete material performance specifications

			Color	Permanent	Removable	Matte	Gloss	Service Temperature	Regulations	Page #
B-508	BradyTag® NOMEX® Cable Tag Stock	Non-adhesive NOMEX® cable marker tag with excellent tear, solvent and heat resistance properties. Tags feature pre-cut holes in corners to allow zip-tie fastening to a cable or wire harness bundle.	○ ●	n/a	n/a		•	-94°F to 266°F	RoHS	59
B-521	Removable Adhesive Chemical Resistant Clear Polypropylene	Clear Polypropylene with a semi-gloss finish and removable adhesive. Good solvent resistance. Ideal for barcoding, product part labeling, and general identification where label can be applied and cleanly removed. Not recommended for long term outdoor use.	⊘		•		•	-94 to 194° F	RoHS	36
B-522	Removable Adhesive Multi-Purpose Clear Polyester	Clear Polyester with a glossy finish and removable adhesive. Ideal for temporary barcoding, product part labeling, and general identification where label can be applied and cleanly removed. Not recommended for long term outdoor use.	⊘		•		•	-70 to 200° F	RoHS	29
B-533	Removable Adhesive Multi-Purpose Polyester	Polyester with a high-gloss finish and removable adhesive. Ideal for temporary barcoding, product and part labeling, and general identification where label can be applied and cleanly removed. Not recommended for long term outdoor use.	○		•		•	-70 to 212° F	RoHS	29
B-593	Raised Profile Foam-backed Polyester	High-gloss polyester label with a thick, raised profile and an ultra-aggressive permanent adhesive. Designed as a high-performance low-cost alternative to engraved plates and push-button labels on panels and enclosures. Ideal for labeling small components inside panels.	○ ● ● ● ● ●	•			•	-4° to 212°F	UL c UL RoHS	46, 47, 48, 49, 52
B-618	Multi-Purpose Matte Polyester	Matte polyester for general-purpose applications requiring good solvent and heat resistance.	○	•		•		-94° to 248°F	UL RoHS	27
B-711	One Step Protect™ Clear Polyester Window Label	Backside-printed clear polyester label with adhesive only around the Clear border only leaving a non-adhesive protective window in the center. Ideal for when protected label text is desired without the need to apply a separate overlaminate.	⊘	•			•	-112° to 248°F	RoHS	37
B-712	One Step Protect™ Clear Polyester Window Label with White Border	Backside-printed clear polyester label with adhesive only around the White border only leaving a non-adhesive protective window in the center. Ideal for when protected label text is desired without the need to apply a separate overlaminate.	⊘	•			•	-112° to 248°F	RoHS	37
B-719	Ultra-Thin Matte Electrostatic Dissipative Matte Polyimide	Matte 1-mil low-profile polyimide film with a permanent static dissipative adhesive and static dissipative release liner. It is designed for circuit board and electronic component pre-process labeling. Matte topcoat provides excellent resistance to solder balling. UL Recognized to UL969 standard for labeling and marking when printed with the Brady Series R6000 Halogen Free and Series R4700 ribbons.	○	•		•		-94° to 572°F check TDS for temp duration details	UL RoHS ESD	43
B-724	Ultra High Temp Matte Amber Polyimide	Extreme, high-temperature polyimide film with a permanent acrylic adhesive. It is designed to withstand the various processes, fluxes and cleaning solvents encountered in the manufacture of printed circuit boards. Can be used for top- or bottom-side component or board identification. Withstands extremely high temperatures.	●	•		•		-94° to 626°F check TDS for temp duration details	RoHS	44
B-728	High Temp Matte Polyimide	Matte polyimide film with a permanent acrylic adhesive. It is designed to withstand the various processes, fluxes and cleaning solvents encountered in the manufacture of printed circuit boards. Matte topcoat provides excellent resistance to solder balling. Can be used for top- or bottom-side component or board identification.	○	•		•		-94° to 572°F check TDS for temp duration details	UL RoHS	41
B-729	Ultra-Thin High Temp Matte Polyimide	Low profile matte polyimide label for pre-process circuit board identification.	○	•		•		-94° to 572°F check TDS for temp duration details	UL RoHS	41
B-7425	Chemical and Temperature Resistant Matte Polypropylene	Designed for laboratory applications that expose the label to liquid nitrogen, auto-clave and other harsh environments. Can be applied to both curved or flat surfaces.	○	•		•		-112° to 250°F check TDS for specific applications	RoHS	75, 76
B-7425-AC	Sterilization Indicating Autoclave Polypropylene	All-white polypropylene label with hidden text header that appears "STERILIZED" when exposed to autoclave conditions. Withstands extremely low and high lab temps making it ideal for sample tracking and labeling items that need to be sterilized.	○	•		•		-320.8° to 249.8°F check TDS for specific applications	RoHS	77
B-7546	VOID Pattern Tamper-Evident Polyester	Tamper-indicating, white polyester label that leaves an aggressive "VOID" adhesive pattern on the surface if label is removed, and the footprint also appears on the surface of the label so it cannot be reused.	○	•			•	-4 to 212° F	UL RoHS CSA	35
B-7566	VOID Pattern Tamper-Evident Clear Polyester	Tamper-indicating, clear polyester label that leaves an aggressive "VOID" adhesive pattern on the surface if label is removed, and the footprint also appears on the surface of the label so it cannot be reused.	⊘	•			•	-94 to 176° F	UL RoHS	35

For further ribbon compatibility related to UL / CSA, see pages 18-19 and refer to Brady Tech Data Sheet for complete material performance specifications

			Color	Permanent	Removable	Matte	Gloss	Service Temperature	Regulations	Page #
B-7576	VOID Pattern Tamper-Evident Matte Metallized Polyester	Tamper-indicating, silver metallized polyester label that leaves an aggressive "VOID" adhesive pattern on the surface if label is removed, and the footprint also appears on the surface of the label so it cannot be reused.	●	•		•		-94 to 212° F	UL RoHS	35
B-7641	PermaSleeve® Low Smoke Zero Halogen Heat-Shrink Sleeve	Heat-shrinkable, low halogen polyolefin wire and cable marking sleeve with 2:1 shrink ratio. Offers excellent fire safety characteristics combined with minimal smoke emission. This material is abrasion resistant.	○ ●	•		•		-67° to 221°F	RoHS	64, 65
B-7642	PermaSleeve® 2:1 Heat-Shrink Sleeve	Heat-shrinkable polyolefin wire and cable marking sleeve with a 2:1 shrink ratio. This material is high-temperature rated, highly flame retardant, and a very flexible industrial- and military-grade sleeve.	○	•		•		-40° to 248°F	RoHS	66, 67, 68
B-7643	Zero Halogen Polyurethane Cable Tag Stock	Zero-halogen, non-adhesive polyurethane cable marker tag. Tags feature pre-cut holes in the corners to allow zip-tie fastening to a cable or wire harness bundle.	○ ●	n/a	n/a	•		-40° to 193°F	RoHS	59
B-7646	PermaSleeve® Diesel Resistant Heat Shrink Sleeves	Heat-shrinkable polyolefin wire and cable marking sleeve with a 3:1 shrink ratio. Designed for extended exposure to fluids, common fuels, lubricants, solvents and higher temperatures. Available in Yellow and double-sided put-up only.	●	•			•	-55° to 135°F	RoHS	70, 71
B-767	Electrostatic Dissipative Non-Reflow and Reflow Polyimide	Glossy 2-mil low-profile polyimide film with a permanent static dissipative adhesive and static dissipative release liner. Designed for pre-process circuit board and electronic component labeling. Does not require reflow or preheatings to ensure print readability--ideal for multiple harsh-condition washes. UL Recognized to UL969 standard for labeling and marking when printed with the Brady Series R6000 Halogen Free ribbon.	○	•			•	-94° to 572°F check TDS for temp duration details	UL RoHS ESD	42
B-768	Ultra-Thin Electrostatic Dissipative Non-Reflow and Reflow Polyimide	Glossy 1-mil low-profile polyimide film with a permanent static dissipative adhesive and static dissipative release liner. Designed to withstand the various processes, fluxes and cleaning solvents in the manufacture of printed circuit boards. Does not require reflow or preheatings to ensure print readability--ideal for multiple harsh-condition washes. UL Recognized to UL969 standard for labeling and marking when printed with the Brady Series R6000 Halogen Free ribbon.	○	•			•	-94° to 572°F check TDS for temp duration details	UL RoHS ESD	42
B-776	High Temp Green Polyimide	Glossy light green polyimide film with permanent acrylic adhesive. It is designed to withstand the various processes, fluxes and cleaning solvents encountered in the manufacture printed circuit boards. Green color is ideal for differentiating from other Polyimide products and glossy topcoat provides excellent contrast and smear resistance.	●	•			•	-94° to 572°F check TDS for temp duration details	UL RoHS	40
B-777	Non-Reflow Non-Preheat High Temp Polyimide	No-reflow, no-preheat polyimide label with a permanent adhesive. Ideal for boards that go through multiple harsh-condition washes, when used with Brady B30-R6300 Ribbon.	○	•			•	-94° to 572°F check TDS for temp duration details	UL RoHS CSA	45
B-7797	High Temp Auto-Apply Non-Reflow and Reflow Polyimide	Glossy polyimide with permanent acrylic adhesive, designed for use with the ALF-14-25 Label Feeder. This material is ideal for printed circuit board and electronic component preprocess labeling applications and can withstand multiple cycles of harsh condition washes without requiring reflow.	○	•			•	-112° to 572°F check TDS for temp duration details	UL RoHS	41
B-797	High Temp Non-Reflow and Reflow Polyimide	Glossy polyimide film with a permanent acrylic adhesive. Designed to withstand the various processes, fluxes and cleaning solvents encountered in the manufacture of printed circuit boards. Can be used for top- or bottom-side component or board identification. Does not require reflow or preheatings to ensure print readability--ideal for multiple harsh-condition washes. Glossy topcoat provides excellent contrast and smear resistance.	○	•			•	-94° to 572°F check TDS for temp duration detail	UL RoHS	40
B-8117	Multi-Purpose Matte Black Polyester	Matte black polyester label with a permanent adhesive for high heat and chemical resistance.	●	•		•		-112° to 248°F	UL RoHS	27, 50
B-813	Direct Thermal Paper	Direct thermal printable paper label with a permanent adhesive. This material does not require the use of a print ribbon.	○	•		•		-40° to 140°F	RoHS	39
B-816	Removable Adhesive Direct Thermal Paper	Direct thermal printable paper label with a removable adhesive. This material does not require the use of a print ribbon.	○		•	•		-40° to 140°F	RoHS	39
B-8591	Aggressive Adhesive All-Weather Outdoor Polyester	Outdoor durable polyester label for product, component and asset identification. Best for smooth surfaces.	○ ● ● ●	•			•	-94° to 266°F	UL (except silver) RoHS (all)	30, 32, 50, 51

For further ribbon compatibility related to UL / CSA, see pages 18-19 and refer to Brady Tech Data Sheet for complete material performance specifications

Standard Adhesive Polyester Labels

(B-423, B-618, B-430, B-413, B-8117)

- For general purpose identification, product labels and post-process circuit board identification
- Adheres best to flat, smooth surfaces. Consult technical data sheet for UL / CSA ratings and complete performance and testing details

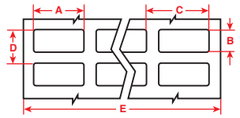

Figure 1

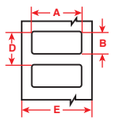

Figure 2

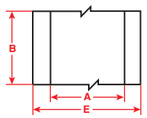

Figure 3

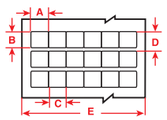

Figure 4

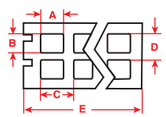

Figure 6

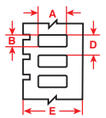

Figure 9

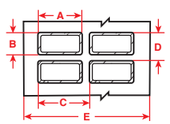

Figure 10

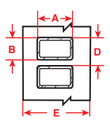

Figure 11

Diagram	Catalog #	Color	Label Width A Inch (mm)	Label Height B Inch (mm)	Horiz. Repeat C Inch (mm)	Vert. Repeat D Inch (mm)	Web Width E Inch (mm)	Labels Per Row	Labels Per Pkg	Rec. Ribbon
Multi-purpose gloss polyester (B-423)										
Fig. 4	THT-11-423-10	White	0.250 (6.4)	0.250 (6.4)	0.250 (6.4)	0.375 (9.5)	3.200 (81.3)	12	10,000	i75-R6002
Fig. 1	THT-38-423-10	White	0.375 (9.5)	0.375 (9.5)	0.437 (11.1)	0.475 (12.1)	3.200 (81.3)	7	10,000	i75-R6002
Fig. 1	THT-12-423-10	White	0.500 (12.7)	0.437 (11.1)	0.662 (16.8)	0.537 (13.6)	3.350 (85.1)	5	10,000	i75-R6002
Fig. 1	THT-36-423-10	White	0.500 (12.7)	0.200 (5.1)	0.625 (15.9)	0.300 (7.6)	3.200 (81.3)	5	10,000	i75-R6002
Fig. 1	THT-14-423-10	White	0.650 (16.5)	0.200 (5.1)	0.700 (17.8)	0.300 (7.6)	2.950 (74.9)	4	10,000	i75-R6002
Fig. 2	THT-47-423-10	White	0.650 (16.5)	0.200 (5.1)	-	0.300 (7.6)	0.850 (21.6)	1	10,000	i75-R6006
Fig. 1	THT-57-423-10	White	0.700 (17.8)	0.375 (9.5)	0.800 (20.3)	0.475 (12.1)	3.350 (85.1)	4	10,000	i75-R6002
Fig. 1	THT-1-423-10	White	0.750 (19.1)	0.250 (6.4)	0.800 (20.3)	0.350 (8.9)	3.350 (85.1)	4	10,000	i75-R6002
Fig. 2	THT-46-423-10	White	0.750 (19.1)	0.250 (6.4)	-	0.350 (8.9)	0.950 (24.1)	1	10,000	i75-R6006
Fig. 1	THT-50-423-10	White	0.750 (19.1)	0.750 (19.1)	0.800 (20.3)	0.875 (22.2)	3.350 (85.1)	4	10,000	i75-R6002
Fig. 1	THT-2-423-10	White	0.900 (22.9)	0.250 (6.4)	1.125 (28.6)	0.350 (8.9)	3.350 (85.1)	3	10,000	i75-R6002
Fig. 2	THT-49-423-10	White	0.900 (22.9)	0.250 (6.4)	-	0.350 (8.9)	1.100 (27.9)	1	10,000	i75-R6006
Fig. 2	THT-103-423-10	White	1.000 (25.4)	0.250 (6.4)	-	0.350 (8.9)	1.200 (30.5)	1	10,000	i75-R6006
Fig. 1	THT-3-423-10	White	1.000 (25.4)	0.375 (9.5)	1.075 (27.3)	0.475 (12.1)	3.350 (85.1)	3	10,000	i75-R6002
Fig. 1	THT-41-423-10	White	1.000 (25.4)	0.187 (4.8)	1.075 (27.3)	0.287 (7.3)	3.350 (85.1)	3	10,000	i75-R6002
Fig. 2	THT-42-423-10	White	1.000 (25.4)	0.187 (4.8)	-	0.287 (7.3)	1.200 (30.5)	1	10,000	i75-R6006
Fig. 1	THT-51-423-10	White	1.000 (25.4)	0.250 (6.4)	1.075 (27.3)	0.375 (9.5)	3.350 (85.1)	3	10,000	i75-R6002
Fig. 1	THT-5-423-10	White	1.000 (25.4)	0.500 (12.7)	1.075 (27.3)	0.6 (15.24)	3.350 (85.1)	3	10,000	i75-R6002
Fig. 2	THT-59-423-10	White	1.000 (25.4)	0.500 (12.7)	-	0.600 (15.2)	1.200 (30.5)	1	10,000	i75-R6006
Fig. 1	THT-31-423-10	White	1.100 (27.9)	0.380 (9.7)	1.200 (30.5)	0.500 (12.7)	2.500 (63.5)	2	10,000	i75-R6002
Fig. 1	THT-13-423-10	White	1.250 (31.8)	0.250 (6.4)	1.300 (33.0)	0.375 (9.5)	2.750 (69.9)	2	10,000	i75-R6002
Fig. 1	THT-29-423-10	White	1.250 (31.8)	0.375 (9.5)	1.300 (33.0)	0.475 (12.1)	2.750 (69.9)	2	10,000	i75-R6002
Fig. 2	THT-43-423-10	White	1.250 (31.8)	0.250 (6.4)	-	0.350 (8.9)	1.450 (36.8)	1	10,000	i75-R6006
Fig. 10	THT-22-423-2	White	1.250 (31.8)	0.750 (19.1)	1.650 (41.9)	1.125 (28.6)	3.350 (85.1)	2	2,000	i75-R6002
Fig. 1	THT-40-423-10	White	1.375 (34.9)	0.250 (6.4)	1.475 (37.5)	0.375 (9.5)	3.050 (77.5)	2	10,000	i75-R6002
Fig. 2	THT-44-423-10	White	1.375 (34.9)	0.250 (6.4)	-	0.350 (8.9)	1.600 (40.6)	1	10,000	i75-R6000
Fig. 1	THT-28-423-10	White	1.500 (38.1)	0.125 (3.2)	1.650 (41.9)	0.250 (6.4)	3.350 (85.1)	2	10,000	i75-R6002
Fig. 1	THT-37-423-10	White	1.500 (38.1)	0.500 (12.7)	1.650 (41.9)	0.600 (15.2)	3.350 (85.1)	2	10,000	i75-R6002
Fig. 1	THT-4-423-10	White	1.500 (38.1)	0.250 (6.4)	1.650 (41.9)	0.350 (8.9)	3.350 (85.1)	2	10,000	i75-R6002
Fig. 2	THT-45-423-10	White	1.500 (38.1)	0.250 (6.4)	-	0.350 (8.9)	1.700 (43.2)	1	10,000	i75-R6000
Fig. 1	THT-6-423-10	White	1.500 (38.1)	0.750 (19.1)	1.650 (41.9)	0.875 (22.2)	3.350 (85.1)	2	10,000	i75-R6002
Fig. 3	THT-106-423	White	2.000 (50.8)	300 ft. (91.4 m)	-	-	2.200 (55.9)	1	1 Roll Cont.	i75-R6000
Fig. 2	THT-15-423-2.5	White	2.000 (50.8)	0.250 (6.4)	-	0.375 (9.5)	2.200 (55.9)	1	2,500	i75-R6000
Fig. 2	THT-17-423-3	White	2.000 (50.8)	1.000 (25.4)	-	1.125 (28.6)	2.200 (55.9)	1	3,000	i75-R6000
Fig. 11	THT-23-423-2	White	2.000 (50.8)	1.000 (25.4)	-	1.375 (34.9)	2.450 (62.2)	1	2,000	i75-R6000
Fig. 2	THT-48-423-10	White	2.000 (50.8)	0.250 (6.4)	-	0.350 (8.9)	2.200 (55.9)	1	10,000	i75-R6000
Fig. 2	THT-53-423-3	White	2.000 (50.8)	0.500 (12.7)	-	0.600 (15.2)	2.200 (55.9)	1	3,000	i75-R6000
Fig. 2	THT-79-423-10	White	2.000 (50.8)	0.400 (10.2)	-	0.500 (12.7)	2.200 (55.9)	1	10,000	i75-R6000
Fig. 2	THT-142-423-2.5	White	2.500 (63.5)	0.200 (5.1)	-	0.300 (7.6)	2.700 (68.6)	1	2,500	i75-R6002
Fig. 11	THT-24-423-1	White	2.750 (69.9)	1.750 (44.5)	-	2.125 (54.0)	–	1	1,000	i75-R6002
Fig. 2	THT-7-423-3	White	2.750 (69.9)	1.250 (31.8)	-	1.375 (34.9)	2.950 (74.9)	1	3,000	i75-R6002
Fig. 2	THT-16-423-2.5	White	3.000 (76.2)	0.250 (6.4)	-	0.375 (9.5)	3.200 (81.3)	1	2,500	i75-R6002
Fig. 2	THT-18-423-3	White	3.000 (76.2)	1.000 (25.4)	-	1.125 (28.6)	3.200 (81.3)	1	3,000	i75-R6002
Fig. 2	THT-19-423-1	White	3.000 (76.2)	2.000 (50.8)	-	2.125 (54.0)	3.200 (81.3)	1	1,000	i75-R6002
Fig. 2	THT-184-423-1	White	3.000 (76.2)	3.000 (76.2)	-	3.125 (79.4)	3.200 (81.28)	1	1,000	i75-R6002
Fig. 2	THT-20-423-1	White	3.000 (76.2)	5.000 (127.0)	-	5.125 (130.2)	3.200 (81.28)	1	1,000	i75-R6002
Fig. 3	THT-21-423	White	3.000 (76.2)	300 ft. (91.4 m)	-	-	3.200 (81.3)	1	1 Roll Cont.	i75-R6002
Fig. 2	THT-55-423-1	White	4.000 (101.6)	2.000 (50.8)	-	2.125 (54.0)	4.200 (106.7)	1	1,000	i75-R6007
Fig. 2	THT-161-423-1	White	4.000 (101.6)	4.000 (101.6)	-	4.125 (104.8)	4.200 (106.7)	1	1,000	i75-R6007
Fig. 2	THT-25-423-1	White	4.000 (101.6)	6.000 (152.4)	-	6.125 (155.6)	4.200 (106.68)	1	1,000	i75-R6007
Fig. 3	THT-107-423	White	4.000 (101.6)	300 ft. (91.4 m)	-	-	4.200 (106.7)	1	1 Roll Cont.	i75-R6007

Diagram	Catalog #	Color	Label Width A Inch (mm)	Label Height B Inch (mm)	Horiz. Repeat C Inch (mm)	Vert. Repeat D Inch (mm)	Web Width E Inch (mm)	Labels Per Row	Labels Per Pkg	Rec. Ribbon
Fig. 1	THT-5-423-10-YL	Yellow	1.000 (25.4)	0.500 (12.7)	-	0.600 (15.2)	-	3	10000	i75-R6002
Fig. 1	THT-37-423-10-YL	Yellow	1.500 (38.1)	0.500 (12.7)	1.650 (41.9)	0.600 (15.2)	-	2	10000	i75-R6002
Fig. 1	THT-6-423-10-YL	Yellow	1.500 (38.1)	0.750 (19.1)	1.650 (41.9)	0.875 (22.2)	-	2	10000	i75-R6002
Fig. 2	THT-17-423-3-YL	Yellow	2.000 (50.8)	1.000 (25.4)	-	1.125 (28.6)	-	1	3000	i75-R6000
Fig. 2	THT-18-423-3-YL	Yellow	3.000 (76.2)	1.000 (25.4)	-	1.125 (28.6)	-	1	3000	i75-R6002
Fig. 2	THT-19-423-1-YL	Yellow	3.000 (76.2)	2.000 (50.8)	-	2.125 (54.0)	-	1	1000	i75-R6002
Fig. 1	THT-20-423-1-YL	Yellow	3.000 (76.2)	5.000 (127.0)	-	5.125 (130.2)	-	1	1000	i75-R6002
Fig. 2	THT-55-423-1-YL	Yellow	4.000 (101.6)	2.000 (50.8)	-	2.125 (54.0)	-	4	1000	i75-R6007
Fig. 2	THT-76-423-1-YL	Yellow	4.000 (101.6)	3.000 (76.2)	-	3.125 (79.4)	-	1	1000	i75-R6007
Fig. 2	THT-25-423-.5-YL	Yellow	6.000 (152.4)	4.000 (101.6)	-	6.125 (155.6)	-	1	500	i75-R6007
Multi-purpose matte polyester (B-618)										
Fig. 1	THT-14-618-10	White	0.650 (16.5)	0.200 (5.1)	0.700 (17.8)	0.300 (7.6)	2.950 (74.9)	4	10,000	i75-R4900
Fig. 1	THT-1-618-10	White	0.750 (19.1)	0.250 (6.4)	0.800 (20.3)	0.350 (8.9)	3.350 (85.1)	4	10,000	i75-R4900
Fig. 1	THT-5-618-10	White	1.000 (25.4)	0.500 (12.7)	1.075 (27.3)	0.600 (15.2)	3.350 (85.1)	3	1000	i75-R4900
Fig. 2	THT-19-618-1	White	3.000 (76.2)	2.000 (50.8)	3.200 (81.3)	2.125 (54.0)	3.200 (81.3)	1	1000	i75-R4900
Multi-purpose gloss clear polyester (B-430)										
Fig. 6	THT-149-430-10	Clear	0.500 (12.7)	0.500 (12.7)	0.600 (15.2)	0.625 (15.9)	2.500 (63.5)	4	10,000	i75-R6002
Fig. 6	THT-39-430-10	Clear	1.000 (25.4)	0.500 (12.7)	1.075 (27.3)	0.625 (15.9)	3.350 (85.1)	3	10,000	i75-R6002
Fig. 9	THT-17-430-3	Clear	2.000 (50.8)	1.000 (25.4)	-	1.125 (28.6)	2.200 (55.9)	1	3,000	i75-R6000
Fig. 9	THT-18-430-3	Clear	3.000 (76.2)	1.000 (25.4)	-	1.125 (28.6)	3.200 (81.3)	1	3,000	i75-R6002
Fig. 9	THT-19-430-1	Clear	3.000 (76.2)	2.000 (50.8)	-	2.125 (54.0)	3.200 (81.3)	1	1,000	i75-R6002
Fig. 3	THT-21-430	Clear	3.000 (76.2)	300 ft. (91.4 m)	-	-	3.200 (81.3)	1	1 Roll Cont.	i75-R6002
Multi-purpose matte silver polyester with metal appearance but non-metal construction (B-413)										
Fig. 1	THT-12-413-10	Silver	0.500 (12.7)	0.437 (11.1)	0.662 (16.8)	0.537 (13.6)	3.350 (85.1)	5	10,000	i75-R6002
Fig. 1	THT-1-413-10	Silver	0.750 (19.1)	0.250 (6.4)	0.800 (20.3)	0.350 (8.9)	3.350 (85.1)	4	10,000	i75-R6002
Fig. 1	THT-3-413-10	Silver	1.000 (25.4)	0.375 (9.5)	1.075 (27.3)	0.475 (12.1)	3.350 (85.1)	3	10,000	i75-R6002
Fig. 1	THT-5-413-10	Silver	1.000 (25.4)	0.500 (12.7)	1.075 (27.3)	0.600 (15.2)	3.350 (85.1)	3	10,000	i75-R6002
Fig. 1	THT-37-413-10	Silver	1.500 (38.1)	0.500 (12.7)	1.650 (41.9)	0.600 (15.2)	3.350 (85.1)	2	10,000	i75-R6002
Fig. 1	THT-6-413-10	Silver	1.500 (38.1)	0.750 (19.1)	1.650 (41.9)	0.875 (22.2)	3.350 (85.1)	2	10,000	i75-R6002
Fig. 3	THT-106-413	Silver	2.000 (50.8)	300 ft. (91.4 m)	-	-	2.200 (55.9)	1	1 Roll Cont.	i75-R6000
Fig. 2	THT-17-413-3	Silver	2.000 (50.8)	1.000 (25.4)	-	1.125 (28.6)	2.200 (55.9)	1	3,000	i75-R6000
Fig. 2	THT-53-413-3	Silver	2.000 (50.8)	0.500 (12.7)	-	0.600 (15.2)	2.200 (55.9)	1	3,000	i75-R6000
Fig. 2	THT-7-413-3	Silver	2.750 (69.9)	1.250 (31.8)	-	1.375 (34.9)	2.950 (74.9)	1	3,000	i75-R6002
Fig. 2	THT-18-413-3	Silver	3.000 (76.2)	1.000 (25.4)	-	1.125 (28.6)	3.200 (81.3)	1	3,000	i75-R6002
Fig. 2	THT-19-413-1	Silver	3.000 (76.2)	2.000 (50.8)	-	2.125 (54.0)	3.200 (81.3)	1	1,000	i75-R6002
Fig. 3	THT-21-413	Silver	3.000 (76.2)	300 ft. (91.4 m)	-	-	3.200 (81.3)	1	1 Roll Cont.	i75-R6002
Fig. 3	THT-107-413	Silver	4.000 (101.6)	300 ft. (91.4 m)	-	-	4.200 (106.7)	1	1 Roll Cont.	i75-R6007
Fig. 2	THT-55-413-1	Silver	4.000 (101.6)	2.000 (50.8)	-	2.125 (54.0)	4.200 (106.7)	1	1,000	i75-R6007
Multi-purpose matte black polyester (B-8117)										
Fig. 1	THT-1-8117-10	Black	0.750 (19.1)	0.250 (6.35)	0.800 (20.3)	0.350 (8.9)	3.350 (85.1)	4	10,000	i75-R6802-WT
Fig. 1	THT-5-8117-10	Black	1.000 (25.4)	0.500 (12.7)	1.075 (27.3)	0.625 (15.9)	3.350 (85.1)	3	10,000	i75-R6802-WT
Fig. 1	THT-6-8117-10	Black	1.500 (38.1)	0.750 (19.1)	1.650 (41.9)	0.875 (22.2)	3.350 (85.1)	2	10,000	i75-R6802-WT
Fig. 2	THT-53-8117-3	Black	2.000 (50.8)	0.500 (12.7)	-	0.600 (15.2)	2.200 (55.9)	1	3,000	i75-R6802-WT
Fig. 2	THT-17-8117-3	Black	2.000 (50.8)	1.000 (25.4)	-	1.125 (28.6)	2.200 (55.9)	1	3,000	i75-R6802-WT
Fig. 2	THT-18-8117-3	Black	3.000 (76.2)	1.000 (25.4)	-	1.125 (28.6)	3.200 (81.3)	1	3,000	i75-R6802-WT
Fig. 2	THT-19-8117-1	Black	3.000 (76.2)	2.000 (50.8)	-	2.125 (54.0)	3.200 (81.3)	1	1,000	i75-R6802-WT
Fig. 3	THT-21-8117	Black	3.000 (76.2)	300 ft (91.4 m)	-	-	-	1	1 Roll Cont.	i75-R6802-WT

Aggressive Adhesive Polyester Labels

(B-422, B-432, B-484A, B-480A)

- For general purpose identification, product labels, rating plates and post-process circuit board ID
- For adhesion to flat and smooth or textured surfaces. Consult technical data sheet for UL / CSA ratings and complete performance and testing details

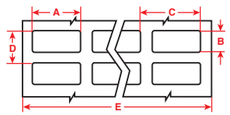

Figure 1

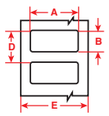

Figure 2

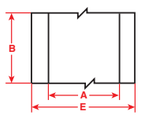

Figure 3

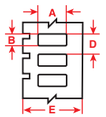

Figure 9

Diagram	Catalog #	Color	Label Width A Inch (mm)	Label Height B Inch (mm)	Horiz. Repeat C Inch (mm)	Vert. Repeat D Inch (mm)	Web Width E Inch (mm)	Labels Per Row	Labels Per Pkg	Rec. Ribbon
Gloss polyester with aggressive adhesive for textured surfaces (B-422)										
Fig. 1	THT-148-422-10	White	0.500 (12.7)	0.375 (9.5)	0.600 (15.2)	0.500 (12.7)	2.500 (63.5)	4	10,000	i75-R6002
Fig. 1	THT-149-422-10	White	0.500 (12.7)	0.500 (12.7)	0.600 (15.2)	0.600 (15.2)	2.500 (63.5)	4	10,000	i75-R6002
Fig. 1	THT-36-422-10	White	0.500 (12.7)	0.200 (5.1)	0.625 (15.9)	3.000 (76.2)	3.200 (81.3)	5	10,000	i75-R6002
Fig. 1	THT-3-422-10	White	1.000 (25.4)	0.375 (9.5)	1.075 (27.3)	0.475 (12.1)	3.350 (85.1)	3	10,000	i75-R6002
Fig. 1	THT-5-422-10	White	1.000 (25.4)	0.500 (12.7)	1.075 (27.3)	0.600 (15.2)	3.350 (85.1)	3	10,000	i75-R6002
Fig. 2	THT-102-422-10	White	1.500 (38.1)	0.370 (9.4)	-	0.500 (12.7)	1.700 (43.2)	1	10,000	i75-R6000
Fig. 1	THT-147-422-10	White	1.500 (38.1)	0.375 (9.5)	1.650 (41.9)	0.475 (12.1)	3.350 (85.1)	2	10,000	i75-R6002
Fig. 1	THT-37-422-10	White	1.500 (38.1)	0.500 (12.7)	1.650 (41.9)	0.600 (15.2)	3.350 (85.1)	2	10,000	i75-R6002
Fig. 2	THT-17-422-3	White	2.000 (50.8)	1.000 (25.4)	-	1.125 (28.6)	2.200 (55.9)	1	3,000	i75-R6000
Fig. 2	THT-7-422-3	White	2.750 (69.9)	1.250 (31.8)	-	1.375 (34.9)	2.950 (74.9)	1	3,000	i75-R6002
Fig. 2	THT-18-422-3	White	3.000 (76.2)	1.000 (25.4)	-	1.125 (28.6)	3.200 (81.3)	1	3,000	i75-R6002
Fig. 2	THT-19-422-1	White	3.000 (76.2)	2.000 (50.8)	-	2.125 (54.0)	3.200 (81.3)	1	1,000	i75-R6002
Fig. 2	THT-76-422-1	White	4.000 (101.6)	3.000 (76.2)	-	3.125 (79.4)	4.200 (106.7)	1	1,000	i75-R6007
Clear polyester with aggressive adhesive for textured surfaces (B-432)										
Fig. 9	THT-19-432-1	Clear	3.000 (76.2)	2.000 (50.8)	-	2.125 (54.0)	3.200 (81.3)	1	1,000	i75-R6002
Flexible polyester with aggressive adhesive for textured and angular or uneven surfaces (B-484A)										
Fig. 1	THT-5-484-10	White	1.000 (25.4)	0.500 (12.7)	1.075 (27.3)	0.600 (15.2)	3.350 (85.1)	3	10,000	i75-R6002
Fig. 2	THT-17-484-3	White	2.000 (50.8)	1.000 (25.4)	-	1.125 (28.6)	2.200 (55.9)	1	3,000	i75-R6000
Fig. 2	THT-18-484-3	White	3.000 (76.2)	1.000 (25.4)	-	1.125 (28.6)	3.200 (81.3)	1	3,000	i75-R6002
Fig. 2	THT-55-484-1	White	4.000 (101.6)	2.000 (50.8)	-	2.125 (54.0)	4.200 (106.7)	1	1,000	i75-R6007
Aggressive adhesive matte silver polyester with metal appearance but non-metal construction (B-480A)										
Fig. 1	THT-12-480-10	Silver	0.500 (12.7)	0.437 (11.1)	0.662 (16.8)	0.537 (13.6)	3.350 (85.1)	5	10,000	i75-R6002
Fig. 1	THT-1-480-10	Silver	0.750 (19.1)	0.250 (6.4)	0.800 (20.3)	0.350 (8.9)	3.350 (85.1)	4	10,000	i75-R6002
Fig. 1	THT-3-480-10	Silver	1.000 (25.4)	0.375 (9.5)	1.075 (27.3)	0.475 (12.1)	3.350 (85.1)	3	10,000	i75-R6002
Fig. 1	THT-5-480-10	Silver	1.000 (25.4)	0.500 (12.7)	1.075 (27.3)	0.600 (15.2)	3.350 (85.1)	3	10,000	i75-R6002
Fig. 1	THT-37-480-10	Silver	1.500 (38.1)	0.500 (12.7)	1.650 (41.9)	0.600 (15.2)	3.350 (85.1)	2	10,000	i75-R6002
Fig. 1	THT-6-480-10	Silver	1.500 (38.1)	0.750 (19.1)	1.650 (41.9)	0.875 (22.2)	3.350 (85.1)	2	10,000	i75-R6002
Fig. 3	THT-106-480	Silver	2.000 (50.8)	300 ft. (91.4 m)	-	-	2.200 (55.9)	1	1 Roll Cont.	i75-R6000
Fig. 2	THT-17-480-3	Silver	2.000 (50.8)	1.000 (25.4)	-	1.125 (28.6)	2.200 (55.9)	1	3,000	i75-R6000
Fig. 2	THT-53-480-3	Silver	2.000 (50.8)	0.500 (12.7)	-	0.600 (15.2)	2.200 (55.9)	1	3,000	i75-R6000
Fig. 2	THT-7-480-3	Silver	2.750 (69.9)	1.250 (31.8)	-	1.375 (34.9)	2.950 (74.9)	1	3,000	i75-R6002
Fig. 2	THT-18-480-3	Silver	3.000 (76.2)	1.000 (25.4)	-	1.125 (28.6)	3.200 (81.3)	1	3,000	i75-R6002
Fig. 2	THT-19-480-1	Silver	3.000 (76.2)	2.000 (50.8)	-	2.125 (54.0)	3.200 (81.3)	1	1,000	i75-R6002
Fig. 3	THT-21-480	Silver	3.000 (76.2)	300 ft. (91.4 m)	-	-	3.200 (81.3)	1	1 Roll Cont.	i75-R6002
Fig. 3	THT-107-480	Silver	4.000 (101.6)	300 ft. (91.4 m)	-	-	4.200 (106.7)	1	1 Roll Cont.	i75-R6007
Fig. 2	THT-55-480-1	Silver	4.000 (101.6)	2.000 (50.8)	-	2.125 (54.0)	4.200 (106.7)	1	1,000	i75-R6007

Ultra Aggressive Adhesive Polyester Labels

(B-483A, B-489A)

- Ideal for general purpose identification, product labels, rating plates and post-process circuit board ID
- Very high adhesion to flat and smooth or highly textured, rough or powder-coated surfaces. Consult technical data sheet for UL / CSA ratings and complete performance and testing details

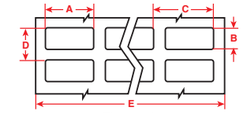

Figure 1

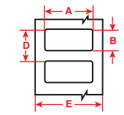

Figure 2

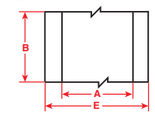

Figure 3

Diagram	Catalog #	Color	Label Width A Inch (mm)	Label Height B Inch (mm)	Horiz. Repeat C Inch (mm)	Vert. Repeat D Inch (mm)	Web Width E Inch (mm)	Labels Per Row	Labels Per Pkg	Rec. Ribbon
Gloss polyester with ultra aggressive adhesive for highly textured surfaces (B-483A)										
Fig. 1	THT-5-483-10	White	1.000 (25.4)	0.500 (12.7)	1.075 (27.3)	1.125 (28.6)	3.350 (85.1)	3	10,000	i75-R6002
Fig. 2	THT-59-483-10	White	1.000 (25.4)	0.500 (12.7)	-	3.125 (79.4)	1.200 (30.5)	1	10,000	i75-R6006
Fig. 1	THT-37-483-10	White	1.500 (38.1)	0.500 (12.7)	1.650 (41.9)	0.600 (15.2)	3.350 (85.1)	2	10,000	i75-R6002
Fig. 2	THT-17-483-3	White	2.000 (50.8)	1.000 (25.4)	-	0.600 (15.2)	2.200 (55.9)	1	3,000	i75-R6000
Fig. 3	THT-106-483	White	2.000 (50.8)	300 ft. (91.4 m)	-	-	2.200 (55.9)	1	1 Roll Cont.	i75-R6000
Fig. 2	THT-7-483-3	White	2.750 (69.9)	1.250 (31.8)	-	2.125 (54.0)	2.950 (74.9)	1	3,000	i75-R6002
Fig. 2	THT-18-483-3	White	3.000 (76.2)	1.000 (25.4)	-	2.125 (54.0)	3.200 (81.3)	1	3,000	i75-R6002
Fig. 2	THT-19-483-1	White	3.000 (76.2)	2.000 (50.8)	-	0.600 (15.2)	3.200 (81.3)	1	1,000	i75-R6002
Fig. 2	THT-184-483-1	White	3.000 (76.2)	3.000 (76.2)	-	6.125 (155.6)	-	1	1000	i75-R6002
Fig. 3	THT-21-483	White	3.000 (76.2)	300 ft. (91.4 m)	-	-	3.200 (81.3)	1	1 Roll Cont.	i75-R6002
Fig. 2	THT-55-483-1	White	4.000 (101.6)	2.000 (50.8)	-	3.125 (79.4)	4.200 (106.7)	1	1,000	i75-R6007
Fig. 2	THT-76-483-1	White	4.000 (101.6)	3.000 (76.2)	-	3.125 (79.4)	4.200 (106.7)	1	1,000	i75-R6007
Fig. 3	THT-107-483	White	4.000 (101.6)	300 ft. (91.4 m)	-	-	4.200 (106.7)	1	1 Roll Cont.	i75-R6007
Fig. 2	THT-161-483-1	White	4.000 (101.6)	4.000 (101.6)	-	6.125 (155.6)	4.200 (106.7)	1	1,000	i75-R6007
Fig. 2	THT-25-483-1	White	6.000 (152.4)	4.000 (101.6)	-	4.125 (104.8)	-	1	1,000	i75-R6007
Matte polyester with ultra aggressive adhesive for highly textured surfaces (B-489A)										
Fig. 1	THT-5-489-10	White	1.000 (25.4)	0.500 (12.7)	1.075 (27.3)	0.600 (15.2)	3.350 (85.1)	3	10,000	i75-R4300
Fig. 1	THT-37-489-10	White	1.500 (38.1)	0.500 (12.7)	1.650 (41.9)	0.600 (15.2)	3.350 (85.1)	2	10,000	i75-R4300
Fig. 2	THT-17-489-3	White	2.000 (50.8)	1.000 (25.4)	-	1.125 (28.6)	2.200 (55.9)	1	3,000	i75-R4302
Fig. 2	THT-7-489-3	White	2.750 (69.9)	1.250 (31.8)	-	1.375 (34.9)	2.950 (74.9)	1	3,000	i75-R4300
Fig. 2	THT-18-489-3	White	3.000 (76.2)	1.000 (25.4)	-	1.125 (28.6)	3.200 (81.3)	1	3,000	i75-R4300
Fig. 2	THT-19-489-1	White	3.000 (76.2)	2.000 (50.8)	-	2.125 (54.0)	3.200 (81.3)	1	1,000	i75-R4300
Fig. 3	THT-21-489	White	3.000 (76.2)	300 ft. (91.4 m)	-	-	3.200 (81.3)	1	1 Roll Cont.	i75-R4300
Fig. 2	THT-55-489-1	White	4.000 (101.6)	2.000 (50.8)	-	2.125 (54.0)	4.200 (106.7)	1	1,000	i75-R4307
Fig. 2	THT-76-489-1	White	4.000 (101.6)	3.000 (76.2)	-	3.125 (79.4)	4.200 (106.7)	1	1,000	i75-R4307

Removable Adhesive Polyester Labels

(B-522, B-533)

- White Polyester thermal transfer with removable adhesive
- Ideal for electronic component marking and general purpose applications that require solvent and heat resistance and a label that can be cleanly removed

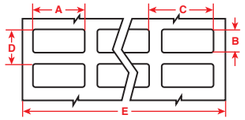

Figure 1

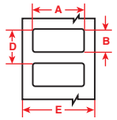

Figure 2

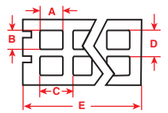

Figure 6

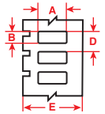

Figure 9

Diagram	Catalog #	Color	Label Width A Inch (mm)	Label Height B Inch (mm)	Horiz. Repeat C Inch (mm)	Vert. Repeat D Inch (mm)	Web Width E Inch (mm)	Labels Per Row	Labels Per Pkg	Rec. Ribbon
Gloss Polyester with removable adhesive (B-533)										
Fig. 1	THT-12-533-10	White	0.500 (12.7)	0.437 (11.1)	0.662 (16.8)	0.537 (13.6)	-	5	10,000	i75-R6002
Fig. 1	THT-5-533-10	White	1.000 (25.4)	0.500 (12.7)	0.662 (16.8)	0.600 (15.2)	3.350 (85.1)	3	10,000	i75-R6002
Fig. 2	THT-59-533-10	White	1.000 (25.4)	0.500 (12.7)	-	0.600 (15.2)	1.200 (30.5)	1	10,000	i75-R6006
Fig. 2	THT-17-533-3	White	2.000 (50.8)	1.000 (25.4)	-	1.125 (28.6)	2.200 (55.9)	1	3,000	i75-R6000
Fig. 2	THT-18-533-3	White	3.000 (76.2)	1.000 (25.4)	-	1.125 (28.6)	3.200 (81.3)	1	3,000	i75-R6002
Fig. 2	THT-19-533-1	White	3.000 (76.2)	2.000 (50.8)	-	2.125 (54.0)	3.200 (81.3)	1	1,000	i75-R6002
Gloss clear polyester with removable adhesive (B-522)										
Fig. 6	THT-12-522-10	Clear	0.500 (12.7)	0.437 (11.1)	0.662 (16.8)	0.687 (17.5)	3.350 (85.1)	5	10,000	i75-R6002
Fig. 6	THT-5-522-10	Clear	1.000 (25.4)	0.500 (12.7)	1.075 (27.3)	0.625 (15.9)	3.350 (85.1)	3	10,000	i75-R6002
Fig. 9	THT-59-522-10	Clear	1.000 (25.4)	0.500 (12.7)	1.200 (30.5)	0.750 (19.1)	1.200 (30.5)	1	5,000	i75-R6006
Fig. 9	THT-17-522-3	Clear	2.000 (50.8)	1.000 (25.4)	2.200 (55.9)	1.250 (31.8)	2.200 (55.9)	1	3,000	i75-R6000
Fig. 9	THT-18-522-3	Clear	3.000 (76.2)	1.000 (25.4)	3.200 (81.3)	1.125 (28.6)	3.200 (81.3)	1	3,000	i75-R6002
Fig. 9	THT-19-522-1	Clear	3.000 (76.2)	2.000 (50.8)	3.200 (81.3)	2.250 (57.2)	3.200 (81.3)	1	1,000	i75-R6002

Aggressive Adhesive All-Weather 12-Year Outdoor Polyester Labels

(B-8591)

- Outdoor durable low-halogen polyester that resists UV, abrasion and fluids for 12-year average outdoor durability
- Adheres best to flat surfaces and is ideal for outdoor panels, enclosures and equipment
- Consult technical data sheet for UL / CSA ratings, approved print ribbons, and complete weatherability and chemical testing details

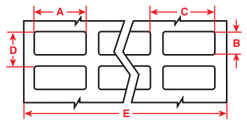

Figure 1

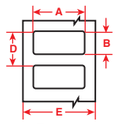

Figure 2

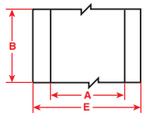

Figure 3

Diagram	Catalog #	Color	Label Width A Inch (mm)	Label Height B Inch (mm)	Horiz. Repeat C Inch (mm)	Vert. Repeat D Inch (mm)	Web Width E Inch (mm)	Labels Per Row	Labels Per Pkg	Rec. Ribbon
Fig. 1	THT-11-8591-10-BK	Black	0.250 (6.35)	0.250 (6.35)	0.250 (6.4)	0.375 (9.5)	3.200 (81.3)	12	10,000	i75-R4402-WT
Fig. 1	THT-5-8591-10-BK	Black	1.000 (25.4)	0.500 (12.7)	1.075 (27.3)	0.625 (15.9)	3.350 (85.1)	3	10,000	i75-R4402-WT
Fig. 1	THT-6-8591-10-BK	Black	1.500 (38.1)	0.750 (19.1)	1.650 (41.9)	0.875 (22.2)	3.350 (85.1)	2	10,000	i75-R4402-WT
Fig. 2	THT-17-8591-3-BK	Black	2.000 (50.8)	1.000 (25.4)	-	1.125 (28.6)	2.200 (55.9)	1	3,000	i75-R4400-WT
Fig. 2	THT-18-8591-3-BK	Black	3.000 (76.2)	1.000 (25.4)	-	1.125 (28.6)	3.200 (81.3)	1	3,000	i75-R4402-WT
Fig. 2	THT-19-8591-1-BK	Black	3.000 (76.2)	2.000 (50.8)	-	2.125 (54.0)	3.200 (81.3)	1	1,000	i75-R4402-WT
Fig. 3	THT-21-8591-BK	Black	3.000 (76.2)	300 ft (91.4 m)	-	-	3.200 (81.3)	1	1 Roll Cont.	i75-R4402-WT
Fig. 2	THT-55-8591-1-BK	Black	4.000 (101.6)	2.000 (50.8)	-	2.125 (54.0)	4.200 (106.7)	1	1,000	i75-R4407-WT
Fig. 3	THT-107-8591-BK	Black	4.000 (101.6)	300 ft (91.4 m)	-	-	4.200 (106.7)	1	1 Roll Cont.	i75-R4407-WT
Fig. 2	THT-161-8591-1-BK	Black	4.000 (101.6)	4.000 (101.6)	-	4.125 (104.8)	4.200 (106.7)	1	1,000	i75-R4407-WT
Fig. 1	THT-11-8591-10-SL	Silver	0.250 (6.35)	0.250 (6.35)	0.250 (6.4)	0.375 (9.5)	3.200 (81.3)	12	10,000	i75-R6602
Fig. 1	THT-5-8591-10-SL	Silver	1.000 (25.4)	0.500 (12.7)	1.075 (27.3)	0.625 (15.9)	3.350 (85.1)	3	10,000	i75-R6602
Fig. 1	THT-6-8591-10-SL	Silver	1.500 (38.1)	0.750 (19.1)	1.650 (41.9)	0.875 (22.2)	3.350 (85.1)	2	10,000	i75-R6602
Fig. 2	THT-17-8591-3-SL	Silver	2.000 (50.8)	1.000 (25.4)	-	1.125 (28.6)	2.200 (55.9)	1	3,000	i75-R6600
Fig. 2	THT-18-8591-3-SL	Silver	3.000 (76.2)	1.000 (25.4)	-	1.125 (28.6)	3.200 (81.3)	1	3,000	i75-R6602
Fig. 2	THT-19-8591-1-SL	Silver	3.000 (76.2)	2.000 (50.8)	-	2.125 (54.0)	3.200 (81.3)	1	1,000	i75-R6602
Fig. 3	THT-21-8591-SL	Silver	3.000 (76.2)	300 ft (91.4 m)	-	-	3.200 (81.3)	1	1 Roll Cont.	i75-R6602
Fig. 2	THT-55-8591-1-SL	Silver	4.000 (101.6)	2.000 (50.8)	-	2.125 (54.0)	4.200 (106.7)	1	1,000	i75-R6607
Fig. 3	THT-107-8591-SL	Silver	4.000 (101.6)	300 ft (91.4 m)	-	-	4.200 (106.7)	1	1 Roll Cont.	i75-R6607
Fig. 2	THT-161-8591-1-SL	Silver	4.000 (101.6)	4.000 (101.6)	-	4.125 (104.8)	4.200 (106.7)	1	1,000	i75-R6607
Fig. 1	THT-11-8591-10-WT	White	0.250 (6.35)	0.250 (6.35)	0.250 (6.4)	0.375 (9.5)	3.200 (81.3)	12	10,000	i75-R6602
Fig. 1	THT-5-8591-10-WT	White	1.000 (25.4)	0.500 (12.7)	1.075 (27.3)	0.625 (15.9)	3.350 (85.1)	3	10,000	i75-R6602
Fig. 1	THT-6-8591-10-WT	White	1.500 (38.1)	0.750 (19.1)	1.650 (41.9)	0.875 (22.2)	3.350 (85.1)	2	10,000	i75-R6602
Fig. 2	THT-17-8591-3-WT	White	2.000 (50.8)	1.000 (25.4)	-	1.125 (28.6)	2.200 (55.9)	1	3,000	i75-R6600
Fig. 2	THT-18-8591-3-WT	White	3.000 (76.2)	1.000 (25.4)	-	1.125 (28.6)	3.200 (81.3)	1	3,000	i75-R6602
Fig. 2	THT-19-8591-1-WT	White	3.000 (76.2)	2.000 (50.8)	-	2.125 (54.0)	3.200 (81.3)	1	1,000	i75-R6602
Fig. 3	THT-21-8591-WT	White	3.000 (76.2)	300 ft (91.4 m)	-	-	3.200 (81.3)	1	1 Roll Cont.	i75-R6602
Fig. 2	THT-55-8591-1-WT	White	4.000 (101.6)	2.000 (50.8)	-	2.125 (54.0)	4.200 (106.7)	1	1,000	i75-R6607
Fig. 3	THT-107-8591-WT	White	4.000 (101.6)	300 ft (91.4 m)	-	-	4.200 (106.7)	1	1 Roll Cont.	i75-R6607
Fig. 2	THT-161-8591-1-WT	White	4.000 (101.6)	4.000 (101.6)	-	4.125 (104.8)	4.200 (106.7)	1	1,000	i75-R6607
Fig. 1	THT-11-8591-10-YL	Yellow	0.250 (6.35)	0.250 (6.35)	0.250 (6.4)	0.375 (9.5)	3.200 (81.3)	12	10,000	i75-R6602
Fig. 1	THT-5-8591-10-YL	Yellow	1.000 (25.4)	0.500 (12.7)	1.075 (27.3)	0.625 (15.9)	3.350 (85.1)	3	10,000	i75-R6602
Fig. 1	THT-6-8591-10-YL	Yellow	1.500 (38.1)	0.750 (19.1)	1.650 (41.9)	0.875 (22.2)	3.350 (85.1)	2	10,000	i75-R6602
Fig. 2	THT-17-8591-3-YL	Yellow	2.000 (50.8)	1.000 (25.4)	-	1.125 (28.6)	2.200 (55.9)	1	3,000	i75-R6600
Fig. 2	THT-18-8591-3-YL	Yellow	3.000 (76.2)	1.000 (25.4)	-	1.125 (28.6)	3.200 (81.3)	1	3,000	i75-R6602
Fig. 2	THT-19-8591-1-YL	Yellow	3.000 (76.2)	2.000 (50.8)	-	2.125 (54.0)	3.200 (81.3)	1	1,000	i75-R6602
Fig. 3	THT-21-8591-YL	Yellow	3.000 (76.2)	300 ft (91.4 m)	-	-	3.200 (81.3)	1	1 Roll Cont.	i75-R6602
Fig. 2	THT-55-8591-1-YL	Yellow	4.000 (101.6)	2.000 (50.8)	-	2.125 (54.0)	4.200 (106.7)	1	1,000	i75-R6607
Fig. 3	THT-107-8591-YL	Yellow	4.000 (101.6)	300 ft (91.4 m)	-	-	4.200 (106.7)	1	1 Roll Cont.	i75-R6607
Fig. 2	THT-161-8591-1-YL	Yellow	4.000 (101.6)	4.000 (101.6)	-	4.125 (104.8)	4.200 (106.7)	1	1,000	i75-R6607

Standard Adhesive Electrostatic Dissipative Polyester Labels

(B-473)

- Ideal for labeling electronic components, packaging and post-process circuit boards
- Features both a static dissipative permanent adhesive and a static dissipative release liner and surface resistivity values are in the recommended range for ESD packing materials (EIA-541 "Packaging Material Standards for ESD Sensitive Items")
- Consult technical data sheet for UL / CSA ratings and complete performance details

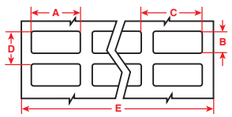

Figure 1

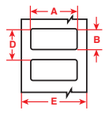

Figure 2

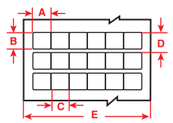

Figure 4

Diagram	Catalog #	Color	Label Width A Inch (mm)	Label Height B Inch (mm)	Horiz. Repeat C Inch (mm)	Vert. Repeat D Inch (mm)	Web Width E Inch (mm)	Labels Per Row	Labels Per Pkg	Rec. Ribbon
Fig. 4	* THT-11-473-10	White	0.250 (6.4)	0.250 (6.4)	0.250 (6.4)	0.375 (9.5)	3.200 (81.3)	12	10,000	i75-R6002
Fig. 1	* THT-70-473-20	White	0.250 (6.4)	0.250 (6.4)	0.320 (8.1)	0.350 (8.9)	2.370 (60.2)	7	20,000	i75-R6002
Fig. 1	* THT-38-473-10	White	0.375 (9.5)	0.375 (9.5)	0.437 (11.1)	0.475 (12.1)	3.200 (81.3)	7	10,000	i75-R6002
Fig. 1	* THT-12-473-10	White	0.500 (12.7)	0.437 (11.1)	0.662 (16.8)	0.537 (13.6)	3.350 (85.1)	5	10,000	i75-R6002
Fig. 1	* THT-36-473-10	White	0.500 (12.7)	0.200 (5.1)	0.625 (15.9)	0.300 (7.6)	3.200 (81.3)	5	10,000	i75-R6002
Fig. 1	* THT-96-473-10	White	0.500 (12.7)	0.275 (7.0)	0.600 (15.2)	0.375 (9.5)	2.500 (63.5)	4	10,000	i75-R6002
Fig. 2	* THT-97-473-10	White	0.500 (12.7)	0.200 (5.1)	-	0.300 (7.6)	0.700 (17.8)	1	10,000	i75-R6006
Fig. 1	* THT-14-473-10	White	0.650 (16.5)	0.200 (5.1)	0.700 (17.8)	0.300 (7.6)	2.950 (74.9)	4	10,000	i75-R6002
Fig. 2	* THT-47-473-10	White	0.650 (16.5)	0.200 (5.1)	-	0.300 (7.6)	0.850 (21.6)	1	10,000	i75-R6006
Fig. 1	* THT-57-473-10	White	0.700 (17.8)	0.375 (9.5)	0.800 (20.3)	0.475 (12.1)	3.350 (85.1)	4	10,000	i75-R6002
Fig. 1	* THT-1-473-10	White	0.750 (19.1)	0.250 (6.4)	0.800 (20.3)	0.350 (8.9)	3.350 (85.1)	4	10,000	i75-R6002
Fig. 2	* THT-46-473-10	White	0.750 (19.1)	0.250 (6.4)	-	0.350 (8.9)	0.950 (24.1)	1	10,000	i75-R6006
Fig. 1	* THT-2-473-10	White	0.900 (22.9)	0.250 (6.4)	1.125 (28.6)	0.350 (8.9)	3.350 (85.1)	3	10,000	i75-R6007
Fig. 2	* THT-49-473-10	White	0.900 (22.9)	0.250 (6.4)	-	0.350 (8.9)	1.100 (27.9)	1	10,000	i75-R6006
Fig. 2	* THT-103-473-10	White	1.000 (25.4)	0.250 (6.4)	-	0.350 (8.9)	1.200 (30.5)	1	10,000	i75-R6006
Fig. 1	* THT-3-473-10	White	1.000 (25.4)	0.375 (9.5)	1.075 (27.3)	0.475 (12.1)	3.350 (85.1)	3	10,000	i75-R6002
Fig. 1	* THT-5-473-10	White	1.000 (25.4)	0.500 (12.7)	1.075 (27.3)	0.600 (15.2)	3.350 (85.1)	3	10,000	i75-R6002
Fig. 2	* THT-58-473-10	White	1.000 (25.4)	0.375 (9.5)	-	0.475 (12.1)	1.200 (30.5)	1	10,000	i75-R6006
Fig. 2	* THT-59-473-10	White	1.000 (25.4)	0.500 (12.7)	-	0.600 (15.2)	1.200 (30.5)	1	10,000	i75-R6006
Fig. 1	* THT-13-473-10	White	1.250 (31.8)	0.250 (6.4)	1.300 (33.0)	0.375 (9.5)	2.750 (69.9)	2	10,000	i75-R6002
Fig. 2	* THT-43-473-10	White	1.250 (31.8)	0.250 (6.4)	-	0.350 (8.9)	1.450 (36.8)	1	10,000	i75-R6006
Fig. 1	* THT-4-473-10	White	1.500 (38.1)	0.250 (6.4)	1.650 (41.9)	0.350 (8.9)	3.350 (85.1)	2	10,000	i75-R6002
Fig. 2	* THT-45-473-10	White	1.500 (38.1)	0.250 (6.4)	-	0.350 (8.9)	1.700 (43.2)	1	10,000	i75-R6000
Fig. 2	* THT-15-473-2.5	White	2.000 (50.8)	0.250 (6.4)	-	0.375 (9.5)	2.200 (55.9)	1	2,500	i75-R6000
Fig. 2	* THT-48-473-10	White	2.000 (50.8)	0.250 (6.4)	-	0.350 (8.9)	2.200 (55.9)	1	10,000	i75-R6000

* ⚠ **WARNING:** Cancer www.P65Warnings.ca.gov

Standard Adhesive Metallized Polyester Labels

(B-428, B-435A, B-413, B-8591)

- For labeling applications where a metal label or metal appearance is required
- Ideal for rating plates and product labels
- Adheres best to flat, smooth surfaces
- Consult technical data sheet for UL / CSA ratings and complete performance and testing details

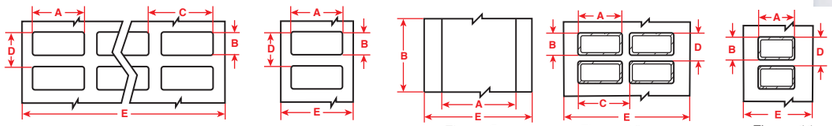

Figure 1 Figure 2 Figure 3 Figure 10 Figure 11

Diagram	Catalog #	Color	Label Width A Inch (mm)	Label Height B Inch (mm)	Horiz. Repeat C Inch (mm)	Vert. Repeat D Inch (mm)	Web Width E Inch (mm)	Labels Per Row	Labels Per Pkg	Rec. Ribbon
Matte light gray metallized polyester (B-428)										
Fig. 1	THT-12-428-10	Lt. Silver	0.500 (12.7)	0.437 (11.1)	0.662 (16.8)	0.537 (13.6)	3.350 (85.1)	5	10,000	i75-R4300
Fig. 1	THT-1-428-10	Lt. Silver	0.750 (19.1)	0.250 (6.4)	0.800 (20.3)	0.350 (8.9)	3.350 (85.1)	4	10,000	i75-R4300
Fig. 1	THT-3-428-10	Lt. Silver	1.000 (25.4)	0.375 (9.5)	1.075 (27.3)	0.475 (12.1)	3.350 (85.1)	3	10,000	i75-R4300
Fig. 1	THT-5-428-10	Lt. Silver	1.000 (25.4)	0.500 (12.7)	1.075 (27.3)	0.600 (15.2)	3.350 (85.1)	3	10,000	i75-R4300
Fig. 10	THT-22-428-2	Lt. Silver	1.250 (31.8)	0.750 (19.1)	1.650 (41.9)	1.125 (28.6)	3.350 (85.1)	2	2,000	i75-R4300
Fig. 1	THT-37-428-10	Lt. Silver	1.500 (38.1)	0.500 (12.7)	1.650 (41.9)	0.600 (15.2)	3.350 (85.1)	2	10,000	i75-R4300
Fig. 1	THT-6-428-10	Lt. Silver	1.500 (38.1)	0.750 (19.1)	1.650 (41.9)	0.875 (22.2)	3.350 (85.1)	2	10,000	i75-R4300
Fig. 3	THT-106-428	Lt. Silver	2.000 (50.8)	300 ft. (91.4 m)	-	-	2.200 (55.9)	1	1 Roll Cont.	i75-R4302
Fig. 2	THT-17-428-3	Lt. Silver	2.000 (50.8)	1.000 (25.4)	-	1.125 (28.6)	2.200 (55.9)	1	3,000	i75-R4302
Fig. 2	THT-53-428-3	Lt. Silver	2.000 (50.8)	0.500 (12.7)	-	0.600 (15.2)	2.200 (55.9)	1	3,000	i75-R4302
Fig. 11	THT-23-428-2	Lt. Silver	2.000 (50.8)	1.000 (25.4)	-	1.375 (34.9)	2.450 (62.2)	1	2,000	i75-R4300
Fig. 2	THT-7-428-3	Lt. Silver	2.750 (69.9)	1.250 (31.8)	-	1.375 (34.9)	2.950 (74.9)	1	3,000	i75-R4300
Fig. 11	THT-24-428-1	Lt. Silver	2.750 (69.9)	1.750 (44.5)	-	3.200 (81.3)	3.200 (81.3)	1	1,000	i75-R4300
Fig. 2	THT-18-428-3	Lt. Silver	3.000 (76.2)	1.000 (25.4)	-	1.125 (28.6)	3.200 (81.3)	1	3,000	i75-R4300
Fig. 2	THT-19-428-1	Lt. Silver	3.000 (76.2)	2.000 (50.8)	-	2.125 (54.0)	3.200 (81.3)	1	1,000	i75-R4300
Fig. 3	THT-21-428	Lt. Silver	3.000 (76.2)	300 ft. (91.4 m)	-	-	3.200 (81.3)	1	1 Roll Cont.	i75-R4300
Fig. 3	THT-107-428	Lt. Silver	4.000 (101.6)	300 ft. (91.4 m)	-	-	4.200 (106.7)	1	1 Roll Cont.	i75-R4307
Fig. 2	THT-55-428-1	Lt. Silver	4.000 (101.6)	2.000 (50.8)	-	2.125 (54.0)	4.200 (106.7)	1	1,000	i75-R4307
High gloss silver metallized polyester (B-435A)										
Fig. 1	THT-12-435-10	Silver	0.500 (12.7)	0.437 (11.1)	0.662 (16.8)	0.537 (13.6)	3.350 (85.1)	5	10,000	i75-R6002
Fig. 1	THT-1-435-10	Silver	0.750 (19.1)	0.250 (6.4)	0.800 (20.3)	0.350 (8.9)	3.350 (85.1)	4	10,000	i75-R6002
Fig. 1	THT-5-435-10	Silver	1.000 (25.4)	0.500 (12.7)	1.075 (27.3)	0.600 (15.2)	3.350 (85.1)	3	10,000	i75-R6002
Fig. 2	THT-17-435-3	Silver	2.000 (50.8)	1.000 (25.4)	-	1.125 (28.6)	2.200 (55.9)	1	3,000	i75-R6000
Fig. 2	THT-18-435-3	Silver	3.000 (76.2)	1.000 (25.4)	-	1.125 (28.6)	3.200 (81.3)	1	3,000	i75-R6002
Fig. 2	THT-19-435-1	Silver	3.000 (76.2)	2.000 (50.8)	-	2.125 (54.0)	3.200 (81.3)	1	1,000	i75-R6002
Fig. 2	THT-184-435-1	Silver	3.000 (76.2)	3.000 (76.2)	-	3.125 (79.38)	3.200 (81.28)	1	1,000	i75-R6002
Fig. 2	THT-20-435-1	Silver	3.000 (76.2)	5.000 (127.0)	-	5.125 (130.18)	3.200 (81.28)	1	1,000	i75-R6002
Fig. 2	THT-55-435-1	Silver	4.000 (101.6)	2.000 (50.8)	-	2.125 (54.0)	4.200 (106.7)	1	1,000	i75-R6007
Fig. 2	THT-25-435-1	Silver	4.000 (101.6)	6.000 (152.4)	-	6.125 (155.58)	4.200 (106.68)	1	1,000	i75-R6007
Matte silver metallic-looking polyester but non-metal construction (B-413)										
Fig. 1	THT-12-413-10	Silver	0.500 (12.7)	0.437 (11.1)	0.662 (16.8)	0.537 (13.6)	3.350 (85.1)	5	10,000	i75-R6002
Fig. 1	THT-1-413-10	Silver	0.750 (19.1)	0.250 (6.4)	0.800 (20.3)	0.350 (8.9)	3.350 (85.1)	4	10,000	i75-R6002
Fig. 1	THT-3-413-10	Silver	1.000 (25.4)	0.375 (9.5)	1.075 (27.3)	0.475 (12.1)	3.350 (85.1)	3	10,000	i75-R6002
Fig. 1	THT-5-413-10	Silver	1.000 (25.4)	0.500 (12.7)	1.075 (27.3)	0.600 (15.2)	3.350 (85.1)	3	10,000	i75-R6002
Fig. 1	THT-37-413-10	Silver	1.500 (38.1)	0.500 (12.7)	1.650 (41.9)	0.600 (15.2)	3.350 (85.1)	2	10,000	i75-R6002
Fig. 1	THT-6-413-10	Silver	1.500 (38.1)	0.750 (19.1)	1.650 (41.9)	0.875 (22.2)	3.350 (85.1)	2	10,000	i75-R6002
Fig. 3	THT-106-413	Silver	2.000 (50.8)	300 ft. (91.4 m)	-	-	2.200 (55.9)	1	1 Roll Cont.	i75-R6000
Fig. 2	THT-17-413-3	Silver	2.000 (50.8)	1.000 (25.4)	-	1.125 (28.6)	2.200 (55.9)	1	3,000	i75-R6000
Fig. 2	THT-53-413-3	Silver	2.000 (50.8)	0.500 (12.7)	-	0.600 (15.2)	2.200 (55.9)	1	3,000	i75-R6000
Fig. 2	THT-7-413-3	Silver	2.750 (69.9)	1.250 (31.8)	-	1.375 (34.9)	2.950 (74.9)	1	3,000	i75-R6002
Fig. 2	THT-18-413-3	Silver	3.000 (76.2)	1.000 (25.4)	-	1.125 (28.6)	3.200 (81.3)	1	3,000	i75-R6002
Fig. 2	THT-19-413-1	Silver	3.000 (76.2)	2.000 (50.8)	-	2.125 (54.0)	3.200 (81.3)	1	1,000	i75-R6002
Fig. 3	THT-21-413	Silver	3.000 (76.2)	300 ft. (91.4 m)	-	-	3.200 (81.3)	1	1 Roll Cont.	i75-R6002
Fig. 3	THT-107-413	Silver	4.000 (101.6)	300 ft. (91.4 m)	-	-	4.200 (106.7)	1	1 Roll Cont.	i75-R6007
Fig. 2	THT-55-413-1	Silver	4.000 (101.6)	2.000 (50.8)	-	2.125 (54.0)	4.200 (106.7)	1	1,000	i75-R6007
Outdoor grade matte silver metallic-looking polyester but non-metal construction (B-8591)										
Fig. 1	THT-11-8591-10-SL	Silver	0.250 (6.35)	0.250 (6.35)	0.250 (6.4)	0.375 (9.5)	3.200 (81.3)	12	10,000	i75-R6602
Fig. 1	THT-5-8591-10-SL	Silver	1.000 (25.4)	0.500 (12.7)	1.075 (27.3)	0.625 (15.9)	3.350 (85.1)	3	10,000	i75-R6602
Fig. 1	THT-6-8591-10-SL	Silver	1.500 (38.1)	0.750 (19.1)	1.650 (41.9)	0.875 (22.2)	3.350 (85.1)	2	10,000	i75-R6602
Fig. 2	THT-17-8591-3-SL	Silver	2.000 (50.8)	1.000 (25.4)	-	1.125 (28.6)	2.200 (55.9)	1	3,000	i75-R6600
Fig. 2	THT-18-8591-3-SL	Silver	3.000 (76.2)	1.000 (25.4)	-	1.125 (28.6)	3.200 (81.3)	1	3,000	i75-R6602
Fig. 2	THT-19-8591-1-SL	Silver	3.000 (76.2)	2.000 (50.8)	-	2.125 (54.0)	3.200 (81.3)	1	1,000	i75-R6602
Fig. 3	THT-21-8591-SL	Silver	3.000 (76.2)	300 ft (91.4 m)	-	-	3.200 (81.3)	1	1 Roll Cont.	i75-R6602
Fig. 2	THT-55-8591-1-SL	Silver	4.000 (101.6)	2.000 (50.8)	-	2.125 (54.0)	4.200 (106.7)	1	1,000	i75-R6607
Fig. 3	THT-107-8591-SL	Silver	4.000 (101.6)	300 ft (91.4 m)	-	-	4.200 (106.7)	1	1 Roll Cont.	i75-R6607
Fig. 2	THT-161-8591-1-SL	Silver	4.000 (101.6)	4.000 (101.6)	-	4.125 (104.8)	4.200 (106.7)	1	1,000	i75-R6607

Aggressive Adhesive Metallized Polyester Labels

(B-434A, B-480A)

- Ideal for rating plates and product labels
- Adheres best to flat and smooth or textured surfaces or when extra adhesion is required
- Consult technical data sheet for UL / CSA ratings and complete performance and testing details

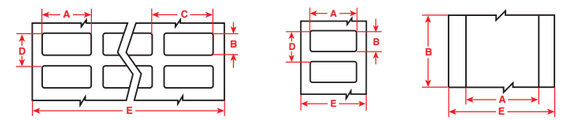

Figure 1 Figure 2 Figure 3

Diagram	Catalog #	Color	Label Width A Inch (mm)	Label Height B Inch (mm)	Horiz. Repeat C Inch (mm)	Vert. Repeat D Inch (mm)	Web Width E Inch (mm)	Labels Per Row	Labels Per Pkg	Rec. Ribbon
High gloss silver metallized polyester with aggressive adhesive for textured surfaces (B-434A)										
Fig. 1	THT-5-434-10	Silver	1.000 (25.4)	0.500 (12.7)	1.075 (27.3)	0.600 (15.2)	3.350 (85.1)	3	10,000	i75-R6002
Fig. 1	THT-37-434-10	Silver	1.500 (38.1)	0.500 (12.7)	1.650 (41.9)	0.600 (15.2)	3.350 (85.1)	2	10,000	i75-R6002
Fig. 1	THT-6-434-10	Silver	1.500 (38.1)	0.750 (19.1)	1.650 (41.9)	0.875 (22.2)	3.350 (85.1)	2	10,000	i75-R6002
Fig. 2	THT-17-434-3	Silver	2.000 (50.8)	1.000 (25.4)	-	1.125 (28.6)	2.200 (55.9)	1	3,000	i75-R6000
Fig. 2	THT-18-434-3	Silver	3.000 (76.2)	1.000 (25.4)	-	1.125 (28.6)	3.200 (81.3)	1	3,000	i75-R6002
Fig. 2	THT-19-434-1	Silver	3.000 (76.2)	2.000 (50.8)	-	2.125 (54.0)	3.200 (81.3)	1	1,000	i75-R6002
Fig. 3	THT-21-434	Silver	3.000 (76.2)	300 ft. (91.4 m)	-	-	3.200 (81.3)	1	1 Roll Cont.	i75-R6002
Fig. 2	THT-55-434-1	Silver	4.000 (101.6)	2.000 (50.8)	-	2.125 (54.0)	4.200 (106.7)	1	1,000	i75-R6007
Aggressive adhesive matte silver polyester with metal appearance but non-metal construction (B-480A)										
Fig. 1	THT-12-480-10	Silver	0.500 (12.7)	0.437 (11.1)	0.662 (16.8)	0.537 (13.6)	3.350 (85.1)	5	10,000	i75-R6002
Fig. 1	THT-1-480-10	Silver	0.750 (19.1)	0.250 (6.4)	0.800 (20.3)	0.350 (8.9)	3.350 (85.1)	4	10,000	i75-R6002
Fig. 1	THT-3-480-10	Silver	1.000 (25.4)	0.375 (9.5)	1.075 (27.3)	0.475 (12.1)	3.350 (85.1)	3	10,000	i75-R6002
Fig. 1	THT-5-480-10	Silver	1.000 (25.4)	0.500 (12.7)	1.075 (27.3)	0.600 (15.2)	3.350 (85.1)	3	10,000	i75-R6002
Fig. 1	THT-37-480-10	Silver	1.500 (38.1)	0.500 (12.7)	1.650 (41.9)	0.600 (15.2)	3.350 (85.1)	2	10,000	i75-R6002
Fig. 1	THT-6-480-10	Silver	1.500 (38.1)	0.750 (19.1)	1.650 (41.9)	0.875 (22.2)	3.350 (85.1)	2	10,000	i75-R6002
Fig. 3	THT-106-480	Silver	2.000 (50.8)	300 ft. (91.4 m)	-	-	2.200 (55.9)	1	1 Roll Cont.	i75-R6000
Fig. 2	THT-17-480-3	Silver	2.000 (50.8)	1.000 (25.4)	-	1.125 (28.6)	2.200 (55.9)	1	3,000	i75-R6000
Fig. 2	THT-53-480-3	Silver	2.000 (50.8)	0.500 (12.7)	-	0.600 (15.2)	2.200 (55.9)	1	3,000	i75-R6000
Fig. 2	THT-7-480-3	Silver	2.750 (69.9)	1.250 (31.8)	-	1.375 (34.9)	2.950 (74.9)	1	3,000	i75-R6002
Fig. 2	THT-18-480-3	Silver	3.000 (76.2)	1.000 (25.4)	-	1.125 (28.6)	3.200 (81.3)	1	3,000	i75-R6002
Fig. 2	THT-19-480-1	Silver	3.000 (76.2)	2.000 (50.8)	-	2.125 (54.0)	3.200 (81.3)	1	1,000	i75-R6002
Fig. 3	THT-21-480	Silver	3.000 (76.2)	300 ft. (91.4 m)	-	-	3.200 (81.3)	1	1 Roll Cont.	i75-R6002
Fig. 3	THT-107-480	Silver	4.000 (101.6)	300 ft. (91.4 m)	-	-	4.200 (106.7)	1	1 Roll Cont.	i75-R6007
Fig. 2	THT-55-480-1	Silver	4.000 (101.6)	2.000 (50.8)	-	2.125 (54.0)	4.200 (106.7)	1	1,000	i75-R6007

Ultra Aggressive Adhesive Metallized Polyester Labels

(B-486B)

- Ideal for electrical panel rating plates, product labels and asset ID tracking labels
- Very high adhesion to flat and smooth or highly textured, rough or powder-coated surfaces. Consult technical data sheet for UL / CSA ratings and complete performance and testing details

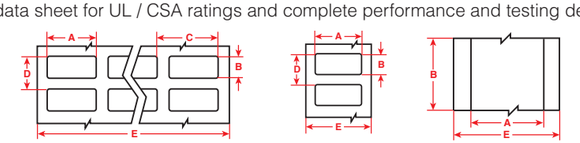

Figure 1 Figure 2 Figure 3

Diagram	Catalog #	Color	Label Width A Inch (mm)	Label Height B Inch (mm)	Horiz. Repeat C Inch (mm)	Vert. Repeat D Inch (mm)	Web Width E Inch (mm)	Labels Per Row	Labels Per Pkg	Rec. Ribbon
Fig. 1	THT-5-486-10	Matte Lt. Gray	1.000 (25.4)	0.500 (12.7)	1.075 (27.3)	0.600 (15.2)	3.350 (85.1)	3	10,000	i75-R4300
Fig. 2	THT-59-486-10	Matte Lt. Gray	1.000 (25.4)	0.500 (12.7)	-	0.600 (15.2)	1.200 (30.5)	1	10,000	i75-R4306
Fig. 1	THT-37-486-10	Matte Lt. Gray	1.500 (38.1)	0.500 (12.7)	1.650 (41.9)	0.600 (15.2)	3.350 (85.1)	2	10,000	i75-R4300
Fig. 1	THT-6-486-10	Matte Lt. Gray	1.500 (38.1)	0.750 (19.1)	1.650 (41.9)	0.875 (22.2)	3.350 (85.1)	2	10,000	i75-R4300
Fig. 3	THT-106-486	Matte Lt. Gray	2.000 (50.8)	300 ft. (91.4 m)	-	-	2.200 (55.9)	1	1 Roll Cont.	i75-R4302
Fig. 2	THT-17-486-3	Matte Lt. Gray	2.000 (50.8)	1.000 (25.4)	-	1.125 (28.6)	2.200 (55.9)	1	3,000	i75-R4302
Fig. 2	THT-53-486-3	Matte Lt. Gray	2.000 (50.8)	0.500 (12.7)	-	0.600 (15.2)	2.200 (55.9)	1	3,000	i75-R4302
Fig. 2	THT-7-486-3	Matte Lt. Gray	2.750 (69.9)	1.250 (31.8)	-	1.375 (34.9)	2.950 (74.9)	1	3,000	i75-R4300
Fig. 2	THT-18-486-3	Matte Lt. Gray	3.000 (76.2)	1.000 (25.4)	-	1.125 (28.6)	3.200 (81.3)	1	3,000	i75-R4300
Fig. 2	THT-19-486-1	Matte Lt. Gray	3.000 (76.2)	2.000 (50.8)	-	2.125 (54.0)	3.200 (81.3)	1	1,000	i75-R4300
Fig. 2	THT-184-486-1	Matte Lt. Gray	3.000 (76.2)	3.000 (76.2)	-	3.125 (79.38)	3.200 (81.28)	1	1,000	i75-R4300
Fig. 3	THT-21-486	Matte Lt. Gray	3.000 (76.2)	300 ft. (91.4 m)	-	-	3.200 (81.3)	1	1 Roll Cont.	i75-R4300
Fig. 3	THT-107-486	Matte Lt. Gray	4.000 (101.6)	300 ft. (91.4 m)	-	-	4.200 (106.7)	1	1 Roll Cont.	i75-R4307
Fig. 2	THT-161-486-1	Matte Lt. Gray	4.000 (101.6)	4.000 (101.6)	-	4.125 (104.8)	4.200 (106.7)	1	1,000	i75-R4307
Fig. 2	THT-25-486-1	Matte Lt. Gray	4.000 (101.6)	6.000 (152.4)	-	6.125 (155.58)	4.200 (106.68)	1	1,000	i75-R4307

Tamper-Evident Checkerboard Pattern Metallized Polyester Labels

(B-438)

- Leaves an aggressive adhesive checkerboard pattern on the surface if label is removed with a matching pattern on the removed label to prevent it from being reused
- Ideal for asset tracking labels and warranty labels on products
- Consult technical data sheet for UL / CSA ratings and complete performance and testing details

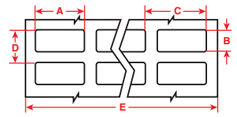

Figure 1

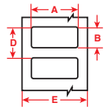

Figure 2

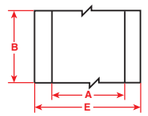

Figure 3

Diagram	Catalog #	Color	Label Width A Inch (mm)	Label Height B Inch (mm)	Horiz. Repeat C Inch (mm)	Vert. Repeat D Inch (mm)	Web Width E Inch (mm)	Labels Per Row	Labels Per Pkg	Rec. Ribbon
Fig. 1	THT-12-438-10	Silver	0.500 (12.7)	0.437 (11.1)	0.662 (16.8)	0.537 (13.6)	3.350 (85.1)	5	10,000	i75-R6002
Fig. 1	THT-14-438-10	Silver	0.650 (16.5)	0.200 (5.1)	0.700 (17.8)	0.300 (7.6)	2.950 (74.9)	4	10,000	i75-R6002
Fig. 1	THT-1-438-10	Silver	0.750 (19.1)	0.250 (6.4)	0.800 (20.3)	0.350 (8.9)	3.350 (85.1)	4	10,000	i75-R6002
Fig. 1	THT-5-438-10	Silver	1.000 (25.4)	0.500 (12.7)	1.075 (27.3)	0.600 (15.2)	3.350 (85.1)	3	10,000	i75-R6002
Fig. 1	THT-37-438-10	Silver	1.500 (38.1)	0.500 (12.7)	1.650 (41.9)	0.600 (15.2)	3.350 (85.1)	2	10,000	i75-R6002
Fig. 1	THT-6-438-10	Silver	1.500 (38.1)	0.750 (19.1)	1.650 (41.9)	0.875 (22.2)	3.350 (85.1)	2	10,000	i75-R6002
Fig. 2	THT-17-438-3	Silver	2.000 (50.8)	1.000 (25.4)	-	1.125 (28.6)	2.200 (55.9)	1	3,000	i75-R6000
Fig. 2	THT-53-438-3	Silver	2.000 (50.8)	0.500 (12.7)	-	0.600 (15.2)	2.200 (55.9)	1	3,000	i75-R6000
Fig. 2	THT-7-438-3	Silver	2.750 (69.9)	1.250 (31.8)	-	1.375 (34.9)	2.950 (74.9)	1	3,000	i75-R6002
Fig. 2	THT-18-438-3	Silver	3.000 (76.2)	1.000 (25.4)	-	1.125 (28.6)	3.200 (81.3)	1	3,000	i75-R6002
Fig. 2	THT-19-438-1	Silver	3.000 (76.2)	2.000 (50.8)	-	2.125 (54.0)	3.200 (81.3)	1	1,000	i75-R6002
Fig. 3	THT-21-438	Silver	3.000 (76.2)	300 ft. (91.4 m)	-	-	3.200 (81.3)	1	1 Roll Cont.	i75-R6002

Tamper Resistant Destructible Vinyl Labels

(B-351, B-362)

- Vinyl material with multiple finish options and permanent adhesive
- Tamper resistant material fractures to both show signs of product tampering and make label removal very difficult, and one piece label removal impossible
- Use caution when removing from liner as material is fragile
- Ideal for rating and serial plates

Before

After

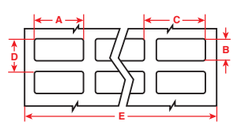

Figure 1

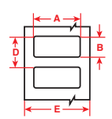

Figure 2

Diagram	Catalog #	Color	Label Width A Inch (mm)	Label Height B Inch (mm)	Horiz. Repeat C Inch (mm)	Vert. Repeat D Inch (mm)	Web Width E Inch (mm)	Labels Per Row	Labels Per Pkg	Rec. Ribbon
Destructible matte vinyl material (B-351)										
Fig. 1	THT-12-351-10	White	0.500 (12.7)	0.437 (11.1)	0.662 (16.8)	0.537 (13.6)	3.350 (85.1)	5	10,000	i75-R6202
Fig. 1	THT-14-351-10	White	0.650 (16.5)	0.200 (5.1)	0.700 (17.8)	0.300 (7.6)	2.950 (74.9)	4	10,000	i75-R6202
Fig. 1	THT-1-351-10	White	0.750 (19.1)	0.250 (6.4)	0.800 (20.3)	0.350 (8.9)	3.350 (85.1)	4	10,000	i75-R6202
Fig. 1	THT-5-351-10	White	1.000 (25.4)	0.500 (12.7)	1.075 (27.3)	0.600 (15.2)	3.350 (85.1)	3	10,000	i75-R6202
Fig. 2	THT-59-351-10	White	1.000 (25.4)	0.500 (12.7)	-	0.600 (15.2)	1.200 (30.5)	1	10,000	i75-R6206
Fig. 1	THT-37-351-10	White	1.500 (38.1)	0.500 (12.7)	1.650 (41.9)	0.600 (15.2)	3.350 (85.1)	2	10,000	i75-R6202
Fig. 1	THT-4-351-10	White	1.500 (38.1)	0.250 (6.4)	1.650 (41.9)	0.350 (8.9)	3.350 (85.1)	2	10,000	i75-R6202
Fig. 1	THT-6-351-10	White	1.500 (38.1)	0.750 (19.1)	1.650 (41.9)	0.875 (22.2)	3.350 (85.1)	2	10,000	i75-R6202
Fig. 2	THT-15-351-2.5	White	2.000 (50.8)	0.250 (6.4)	-	0.375 (9.5)	2.200 (55.9)	1	2,500	i75-R6200
Fig. 2	THT-17-351-3	White	2.000 (50.8)	1.000 (25.4)	-	1.125 (28.6)	2.200 (55.9)	1	3,000	i75-R6200
Fig. 2	THT-53-351-3	White	2.000 (50.8)	0.500 (12.7)	-	0.600 (15.2)	2.200 (55.9)	1	3,000	i75-R6200
Fig. 2	THT-18-351-3	White	3.000 (76.2)	1.000 (25.4)	-	1.125 (28.6)	3.200 (81.3)	1	3,000	i75-R6202
Fig. 2	THT-19-351-1	White	3.000 (76.2)	2.000 (50.8)	-	2.125 (54.0)	3.200 (81.3)	1	1,000	i75-R6202
Destructible gloss vinyl material (B-362)										
Fig. 1	THT-5-362-10	Silver	1.000 (25.4)	0.500 (12.7)	1.075 (27.3)	0.600 (15.2)	3.350 (85.1)	3	10,000	i75-R6002
Fig. 2	THT-59-362-10	Silver	1.000 (25.4)	0.500 (12.7)	-	0.600 (15.2)	1.200 (30.5)	1	10,000	i75-R6006
Fig. 1	THT-37-362-10	Silver	1.500 (38.1)	0.500 (12.7)	1.650 (41.9)	0.600 (15.2)	3.350 (85.1)	2	10,000	i75-R6002
Fig. 1	THT-6-362-10	Silver	1.500 (38.1)	0.750 (19.1)	1.650 (41.9)	0.875 (22.2)	3.350 (85.1)	2	10,000	i75-R6002
Fig. 2	THT-17-362-3	Silver	2.000 (50.8)	1.000 (25.4)	-	1.125 (28.6)	2.200 (55.9)	1	3,000	i75-R6000
Fig. 2	THT-53-362-3	Silver	2.000 (50.8)	0.500 (12.7)	-	0.600 (15.2)	2.200 (55.9)	1	3,000	i75-R6000
Fig. 2	THT-7-362-3	Silver	2.750 (69.9)	1.250 (31.8)	-	1.375 (34.9)	2.950 (74.9)	1	3,000	i75-R6002
Fig. 2	THT-19-362-1	Silver	3.000 (76.2)	2.000 (50.8)	-	2.125 (54.0)	3.200 (81.3)	1	1,000	i75-R6002

Tamper Evident Void Pattern Polyester Labels

(B-7546, B-7566, B-7576)

- Leaves a "VOID" footprint on the surface if the label is removed. A "VOID" pattern will also appear on the top surface of the label to prevent reuse
- Ideal for asset tracking labels and warranty labels on products
- The adhesive nature of this product does not allow for repositioning and requires minimal handling in order to prevent prematurely exposed VOID pattern

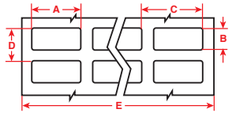

Figure 1

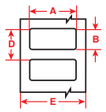

Figure 2

Diagram	Catalog #	Color	Label Width A Inch (mm)	Label Height B Inch (mm)	Horiz. Repeat C Inch (mm)	Vert. Repeat D Inch (mm)	Web Width E Inch (mm)	Labels Per Row	Labels Per Pkg	Rec. Ribbon
VOID Footprint gloss polyester material (B-7546)										
Fig. 1	THT-5-7546-10	White	1.000 (25.4)	0.500 (12.7)	1.075 (27.3)	0.600 (15.2)	3.350 (85.1)	3	10,000	i75-R6002
Fig. 2	THT-59-7546-10	White	1.000 (25.4)	0.500 (12.7)	-	0.600 (15.2)	1.200 (30.5)	1	10,000	i75-R6006
Fig. 1	THT-37-7546-10	White	1.500 (38.1)	0.500 (12.7)	1.650 (41.9)	0.600 (15.2)	3.350 (85.1)	2	10,000	i75-R6002
Fig. 1	THT-6-7546-10	White	1.500 (38.1)	0.750 (19.1)	1.650 (41.9)	0.875 (22.2)	3.350 (85.1)	2	10,000	i75-R6002
Fig. 2	THT-53-7546-3	White	2.000 (50.8)	0.500 (12.7)	-	0.600 (15.2)	2.200 (55.9)	1	3,000	i75-R6000
Fig. 2	THT-17-7546-3	White	2.000 (50.8)	1.000 (25.4)	-	1.125 (28.6)	2.200 (55.9)	1	3,000	i75-R6000
Fig. 2	THT-7-7546-3	White	2.750 (69.9)	1.250 (31.8)	-	1.375 (34.9)	2.950 (74.9)	1	3,000	i75-R6002
Fig. 2	THT-18-7546-3	White	3.000 (76.2)	1.000 (25.4)	-	1.125 (28.6)	3.200 (81.3)	1	3,000	i75-R6002
Fig. 2	THT-19-7546-1	White	3.000 (76.2)	2.000 (50.8)	-	2.125 (54.0)	3.200 (81.3)	1	1,000	i75-R6002
VOID Footprint clear gloss polyester material – Gloss (B-7566)										
Fig. 1	THT-149-7566-10	Clear	0.500 (12.7)	0.500 (12.7)	0.600 (15.2)	0.625 (15.9)	2.500 (63.5)	4	10,000	i75-R6002
Fig. 1	THT-39-7566-10	Clear	1.000 (25.4)	0.500 (12.7)	1.075 (27.3)	0.625 (15.9)	3.350 (85.1)	3	10,000	i75-R6002
Fig. 1	THT-147-7566-10	Clear	1.500 (38.1)	0.375 (9.5)	1.650 (41.9)	0.500 (12.7)	3.350 (85.1)	2	10,000	i75-R6002
Fig. 2	THT-17-7566-3	Clear	2.000 (50.8)	1.000 (25.4)	-	1.125 (28.6)	2.200 (55.9)	1	3,000	i75-R6000
Fig. 2	THT-7-7566-3	Clear	2.750 (69.9)	1.250 (31.8)	-	1.375 (34.9)	2.950 (74.9)	1	3,000	i75-R6002
VOID Footprint metallized matte polyester Material – Matte (B-7576)										
Fig. 1	THT-5-7576-10	Silver	1.000 (25.4)	0.500 (12.7)	1.075 (27.3)	0.600 (15.2)	3.350 (85.1)	3	10,000	i75-R6002
Fig. 2	THT-59-7576-10	Silver	1.000 (25.4)	0.500 (12.7)	-	0.600 (15.2)	1.200 (30.5)	1	10,000	i75-R6006
Fig. 1	THT-37-7576-10	Silver	1.500 (38.1)	0.500 (12.7)	1.650 (41.9)	0.600 (15.2)	3.350 (85.1)	2	10,000	i75-R6002
Fig. 1	THT-6-7576-10	Silver	1.500 (38.1)	0.750 (19.1)	1.650 (41.9)	0.875 (22.2)	3.350 (85.1)	2	10,000	i75-R6002
Fig. 2	THT-53-7576-3	Silver	2.000 (50.8)	0.500 (12.7)	-	0.600 (15.2)	2.200 (55.9)	1	3,000	i75-R6000
Fig. 2	THT-17-7576-3	Silver	2.000 (50.8)	1.000 (25.4)	-	1.125 (28.6)	2.200 (55.9)	1	3,000	i75-R6000
Fig. 2	THT-7-7576-3	Silver	2.750 (69.9)	1.250 (31.8)	-	1.375 (34.9)	2.950 (74.9)	1	3,000	i75-R6002
Fig. 2	THT-18-7576-3	Silver	3.000 (76.2)	1.000 (25.4)	-	1.125 (28.6)	3.200 (81.3)	1	3,000	i75-R6002
Fig. 2	THT-19-7576-1	Silver	3.000 (76.2)	2.000 (50.8)	-	2.125 (54.0)	3.200 (81.3)	1	1,000	i75-R6002

Water-Indicating Paper Labels

(B-350)

- Printable water-indicating laminate labels for thermal transfer printers are designed for use in locations where clear evidence of water intrusion is needed

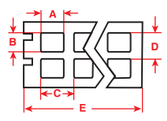

Figure 6

THT-70-350-20

WIL-1-350-5 (Non-Printable)

White changes to red to indicate exposure.

Diagram	Catalog #	Color	Label Width A Inch (mm)	Label Height B Inch (mm)	Horiz. Repeat C Inch (mm)	Vert. Repeat D Inch (mm)	Web Width E Inch (mm)	Labels Per Row	Labels Per Pkg	Rec. Ribbon
Printable Water Indicating Markers										
Fig. 6	THT-70-350-20	White Changes to Red	0.250 (6.35)	0.250 (6.4)	0.320 (8.1)	1.125 (28.6)	3.200 (81.3)	7	20,000	i75-R4902
Non-Printable Water-Indicating Markers										
-	WIL-1-350-5	White Changes to Red	0.160 (4.10) Dia.	-	-	0.200 (5.1)	2.000 (50.8)	8	5,000	N/A Non-printable
-	WIL-1-350-20	White Changes to Red	0.160 (4.10) Dia.	-	-	0.200 (5.1)	2.000 (50.8)	8	20,000	N/A Non-printable

Chemical and Solvent Resistant Matte Polypropylene Labels

(B-425A)

- Excellent solvent, fuel oil and liquids resistance
- Also has write-on ability for printed labels that require future hand-written data be added
- Flexible material conforms to irregular surfaces better than most polyester materials
- Consult technical data sheet for UL / CSA ratings and complete performance and testing details

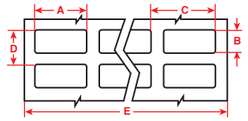

Figure 1

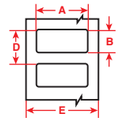

Figure 2

Diagram	Catalog #	Color	Label Width A Inch (mm)	Label Height B Inch (mm)	Horiz. Repeat C Inch (mm)	Vert. Repeat D Inch (mm)	Web Width E Inch (mm)	Labels Per Row	Labels Per Pkg	Rec. Ribbon
Fig. 1	THT-5-425-10	White	1.000 (25.4)	0.500 (12.7)	1.075 (27.3)	0.600 (15.2)	3.350 (85.1)	3	10,000	i75-R6402
Fig. 2	THT-17-425-3	White	2.000 (50.8)	1.000 (25.4)	-	1.125 (28.6)	2.200 (55.9)	1	3,000	i75-R6400
Fig. 2	THT-7-425-3	White	2.750 (69.9)	1.250 (31.8)	-	1.375 (34.9)	2.950 (74.9)	1	3,000	i75-R6402
Fig. 2	THT-18-425-3	White	3.000 (76.2)	1.000 (25.4)	-	1.125 (28.6)	3.200 (81.3)	1	3,000	i75-R6402
Fig. 2	THT-20-425-1	White	3.000 (76.2)	5.000 (127.0)	-	5.125 (130.2)	3.200 (81.3)	1	1,000	i75-R6402
Fig. 2	THT-55-425-1	White	4.000 (101.6)	2.000 (50.8)	-	2.125 (54.0)	4.200 (106.7)	1	1,000	i75-R6407
Fig. 2	THT-76-425-1	White	4.000 (101.6)	3.000 (76.2)	-	3.125 (79.4)	4.200 (106.7)	1	1,000	i75-R6407

Removable Chemical and Solvent Resistant Polypropylene Labels

(B-449, B-521)

- Polypropylene material with removable adhesive in matte white or clear. Used for thermal transfer printing or write-on applications. Offers excellent solvent resistance and low temperature performance
- Ideal for use in temporary labeling applications where long term adhesion is not needed
- Not recommended for long-term outdoor use

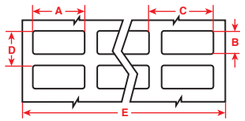

Figure 1

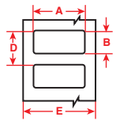

Figure 2

Diagram	Catalog #	Color	Label Width A Inch (mm)	Label Height B Inch (mm)	Horiz. Repeat C Inch (mm)	Vert. Repeat D Inch (mm)	Web Width E Inch (mm)	Labels Per Row	Labels Per Pkg	Rec. Ribbon
Polypropylene matte white with removable adhesive (B-449)										
Fig. 1	THT-5-449-10	White	1.000 (25.4)	0.500 (12.7)	1.075 (27.3)	0.600 (15.2)	3.350 (85.1)	3	10,000	i75-R4307
Fig. 1	THT-13-449-10	White	1.250 (31.8)	0.250 (6.4)	1.300 (33.0)	0.375 (9.5)	2.750 (69.9)	2	10,000	i75-R4300
Fig. 1	THT-6-449-3	White	1.500 (38.1)	0.750 (19.1)	1.650 (41.9)	0.875 (22.2)	3.350 (85.1)	2	3,000	i75-R4307
Fig. 2	THT-17-449-3	White	2.000 (50.8)	1.000 (25.4)	-	1.125 (28.6)	2.200 (55.9)	1	3,000	i75-R4302
Fig. 2	THT-18-449-3	White	3.000 (76.2)	1.000 (25.4)	-	1.125 (28.6)	3.200 (81.3)	1	3,000	i75-R4300
Fig. 2	THT-19-449-1	White	3.000 (76.2)	2.000 (50.8)	-	2.125 (54.0)	3.200 (81.3)	1	1,000	i75-R4300
Fig. 2	THT-55-449-1	White	4.000 (101.6)	2.000 (50.8)	-	2.125 (54.0)	4.200 (106.7)	1	1,000	i75-R4307
Fig. 2	THT-76-449-1	White	4.000 (101.6)	3.000 (76.2)	-	3.125 (79.4)	4.200 (106.7)	1	1,000	i75-R4307
Polypropylene gloss clear with removable adhesive (B-521)										
Fig. 1	THT-12-521-10	Clear	0.500 (12.7)	0.437 (11.1)	0.662 (16.8)	0.687 (17.5)	3.350 (85.1)	5	10,000	i75-R6002
Fig. 1	THT-5-521-10	Clear	1.000 (25.4)	0.500 (12.7)	1.075 (27.3)	0.625 (15.9)	3.350 (85.1)	3	10,000	i75-R6002
Fig. 2	THT-59-521-10	Clear	1.000 (25.4)	0.500 (12.7)	1.200 (30.5)	0.750 (19.1)	1.200 (30.5)	1	5,000	i75-R6006
Fig. 2	THT-17-521-3	Clear	2.000 (50.8)	1.000 (25.4)	2.200 (55.9)	1.250 (31.8)	2.200 (55.9)	1	3,000	i75-R6000
Fig. 2	THT-18-521-3	Clear	3.000 (76.2)	1.000 (25.4)	3.200 (81.3)	1.250 (31.8)	3.200 (81.3)	1	3,000	i75-R6002
Fig. 2	THT-19-521-1	Clear	3.000 (76.2)	2.000 (50.8)	3.200 (81.3)	2.250 (57.2)	3.200 (81.3)	1	1,000	i75-R6002

PermaShield™ Overlaminating Labels with Standard Adhesion

(B-423, B-428)

- Supplied as a standard label with matching clear polyester overlaminate mounted beneath the label
- The label is printed, removed from liner and applied to surface, and then the overlaminate is removed and applied over the label protecting printed text
- Consult technical data sheet for UL / CSA ratings and complete performance and testing details

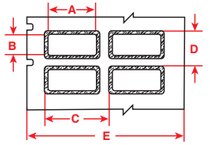

Figure 10b

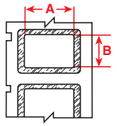

Figure 40



Diagram	Catalog #	Color	Label Width A Inch (mm)	Label Height B Inch (mm)	Horiz. Repeat C Inch (mm)	Vert. Repeat D Inch (mm)	Web Width E Inch (mm)	Labels Per Row	Labels Per Pkg	Rec. Ribbon
PermaShield™ Overlaminating Polyester (B-423)										
Fig. 10b	THT-22-423-2	White	1.250 (31.8)	0.750 (19.1)	1.650 (41.9)	1.125 (28.6)	3.350 (85.1)	2	2,000	i75-R6002
Fig. 10b	THT-23-423-2	White	2.000 (50.8)	1.000 (25.4)	-	1.375 (34.9)	2.450 (62.2)	1	2,000	i75-R6000
Fig. 10b	THT-24-423-1	White	2.750 (69.9)	1.750 (44.5)	-	2.125 (54.0)	3.200 (81.3)	1	1,000	i75-R6002
PermaShield™ Overlaminating Metallized Polyester (B-428)										
Fig. 40	THT-22-428-2	Matte Lt. Gray	1.250 (31.8)	0.750 (19.1)	1.650 (41.9)	1.125 (28.6)	3.350 (85.1)	2	2,000	i75-R4300
Fig. 40	THT-23-428-2	Matte Lt. Gray	2.000 (50.8)	1.000 (25.4)	-	1.375 (34.9)	2.450 (62.2)	1	2,000	i75-R4300
Fig. 40	THT-24-428-1	Matte Lt. Gray	2.750 (69.9)	1.750 (44.5)	-	2.125 (54.0)	3.200 (81.3)	1	1,000	i75-R4300

All PermaShield parts available in i75-series in mid 2025

Clear Polyester Window Label with Protected Graphics

(B-711, B-712)

- Backside printed clear label that provides protected printed content
- Center clear printable area is not adhesive, surrounding border area is permanent adhesive
- Resists scratches and chemicals – no overlaminate needed as it's printed on the back

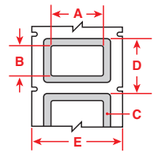

Figure 92

Diagram	Catalog #	Color	Label Width A Inch (mm)	Label Height B Inch (mm)	Adh. Border C Inch (mm)	Vert. Repeat D Inch (mm)	Web Width E Inch (mm)	Labels Per Row	Labels Per Pkg	Rec. Ribbon
Polyester with non-adhesive clear center window and Clear adhesive border (B-711)										
Fig. 92	THT-382-711-1	Clear	0.700 (17.8)	0.450 (11.4)	0.150 (3.8)	1.000 (25.4)	1.400 (35.6)	1	1,000	i75-R6006
Fig. 92	THT-383-711-1	Clear	1.625 (41.3)	0.625 (15.9)	0.188 (4.8)	1.250 (31.8)	2.400 (61.0)	1	1,000	i75-R6002
Fig. 92	THT-384-711-1	Clear	2.625 (66.7)	1.625 (41.3)	0.188 (4.8)	2.250 (57.2)	3.400 (76.2)	1	1,000	i75-R6002
Polyester with non-adhesive clear center window and White adhesive border (B-712)										
Fig. 92	THT-382-712-1	Clear	0.700 (17.8)	0.450 (11.4)	0.150 (3.8)	1.000 (25.4)	1.400 (35.6)	1	1,000	i75-R6006
Fig. 92	THT-383-712-1	Clear	1.625 (41.3)	0.625 (15.9)	0.188 (4.8)	1.250 (31.8)	2.400 (61.0)	1	1,000	i75-R6002
Fig. 92	THT-384-712-1	Clear	2.625 (66.7)	1.625 (41.3)	0.188 (4.8)	2.250 (57.2)	3.400 (76.2)	1	1,000	i75-R6002

Non-Adhesive Hang Tag

(B-412, B-109)

- Non-adhesive tag stock with pre-cut fastening hole
- Ideal for identification applications where adhesive is not an option
- Excellent cold weather performance and B-109 features superior tear performance

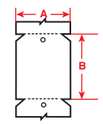

Figure 13

Diagram	Catalog #	Color	Label Width A Inch (mm)	Label Height B Inch (mm)	Web Width E Inch (mm)	Labels Per Row	Labels Per Pkg	Rec. Ribbon
Non-Adhesive Matte Polypropylene Cardstock (B-412)								
Fig. 13	THT-33-412-1	White	3.000 (76.2)	6.000 (152.4)	3.000 (76.2)	1	2 rolls of 500	i75-R4300
Non-Adhesive Matte Polythelene Cardstock (B-109)								
Fig. 13	THT-33-109-0.5	White	3.000 (76.2)	6.000 (152.4)	3.000 (76.2)	1	500	i75-R4300

Hang Tags available in i75-series in mid 2025

Aggressive Adhesive General Purpose Vinyl Labels

(B-439)

- Indoor and outdoor grade vinyl with high-tack permanent adhesive
- Extremely pliable and highly conforming to rough and irregular surfaces with good chemical and abrasion resistance
- Ideal for general purpose warehouse and industrial labeling
- Not UL / CSA rated
- Consult technical data sheet for complete performance and testing details

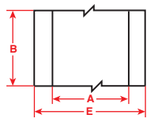

Figure 3

Diagram	Catalog #	Color	Label Width A Inch (mm)	Label Height B Inch (mm)	Vert. Repeat D Inch (mm)	Web Width E Inch (mm)	Labels Per Row	Labels Per Pkg	Rec. Ribbon
Fig. 3	THT-106-439	White	2.000 (50.8)	300 ft. (91.4 m)	-	2.200 (55.9)	1	1 Roll Cont.	i75-R6000
Fig. 3	THT-21-439	White	3.000 (76.2)	300 ft. (91.4 m)	-	3.200 (81.3)	1	1 Roll Cont.	i75-R6002
Fig. 3	THT-107-439	White	4.000 (101.6)	300 ft. (91.4 m)	-	4.200 (106.7)	1	1 Roll Cont.	i75-R6007

Dissolvable Paper Labels

(B-403)

- Designed for temporary applications where easy removal, re-identification or waste reduction are valued
- Ideal for labeling vials, tubes or general glassware, temporary asset tracking, animal housing identification, and general use
- Completely dissolves in warm water within 30 seconds, leaving no adhesive residue

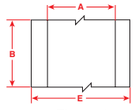

Figure 3

Dissolves in 30 seconds with no residue.

Diagram	Catalog #	B-#	Color	Label Width A Inch (mm)	Label Height B Inch (mm)	Vert. Repeat D Inch (mm)	Web Width E Inch (mm)	Labels Per Row	Labels Per Pkg	Rec. Ribbon
Fig. 3	THT-1125-403-WT	B-403	White	1.125 (28.575)	300ft. (91.44m)	-	1.375 (34.9)	1	1 Roll Cont.	i75-R4306
Fig. 3	THT-2250-403-WT	B-403	White	2.250 (57.15)	300ft. (91.44m)	-	2.500 (63.5)	1	1 Roll Cont.	i75-R4300
Fig. 3	THT-3000-403-WT	B-403	White	3.000 (76.2)	300ft. (91.44m)	-	3.250 (82.6)	1	1 Roll Cont.	i75-R4300
Fig. 3	THT-4000-403-WT	B-403	White	4.000 (101.6)	300ft. (91.44m)	-	4.250 (107.9)	1	1 Roll Cont.	i75-R4307

Paper Labels

(B-424, B-408, B-402)

- Economical choice for light duty part labeling, box labels and general identification
- Bright white finish with excellent image contrast and smear resistance for barcode printing

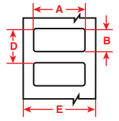

Figure 2

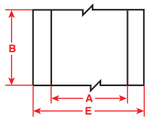

Figure 3

Diagram	Catalog #	B-#	Color	Label Width A Inch (mm)	Label Height B Inch (mm)	Horz. Repeat C Inch (mm)	Vert. Repeat D Inch (mm)	Web Width E Inch (mm)	Labels Per Row	Labels Per Pkg	Rec. Ribbon
Matte white paper with aggressive adhesive (B-424)											
Fig. 2	THT-17-424-3	B-424	White	2.000 (50.8)	1.000 (25.4)	-	1.125 (28.6)	2.200 (55.9)	1	3,000	i75-R4302
Fig. 2	THT-53-424-3	B-424	White	2.000 (50.8)	0.500 (12.7)	-	0.600 (15.2)	2.200 (55.9)	1	3,000	i75-R4302
Fig. 2	THT-166-424-2	B-424	White	2.500 (63.5)	1.250 (31.8)	-	1.375 (34.9)	2.700 (68.6)	1	2,000	i75-R4300
Fig. 2	THT-7-424-3	B-424	White	2.750 (69.9)	1.250 (31.8)	-	1.375 (34.9)	2.950 (74.9)	1	3,000	i75-R4300
Fig. 2	THT-18-424-3	B-424	White	3.000 (76.2)	1.000 (25.4)	-	1.125 (28.6)	3.200 (81.3)	1	3,000	i75-R4300
Fig. 2	THT-19-424-1	B-424	White	3.000 (76.2)	2.000 (50.8)	-	2.125 (54.0)	3.200 (81.3)	1	1,000	i75-R4300
Fig. 2	THT-20-424-1	B-424	White	3.000 (76.2)	5.000 (127.0)	-	5.125 (130.2)	3.200 (81.3)	1	1,000	i75-R4300
Fig. 3	THT-21-424	B-424	White	3.000 (76.2)	300 ft. (91.4 m)	-	-	3.200 (81.3)	1	1 Roll Cont.	i75-R4300
Fig. 2	THT-25-424-1	B-424	White	4.000 (101.6)	6.000 (152.4)	-	6.125 (155.6)	4.200 (106.7)	1	1,000	i75-R4307
Fig. 2	THT-55-424-1	B-424	White	4.000 (101.6)	2.000 (50.8)	-	2.125 (54.0)	4.200 (106.7)	1	1,000	i75-R4307
Matte white paper with removeable adhesive (B-408)											
Fig. 2	THT-17-408-3	B-408	White	2.000 (50.8)	1.000 (25.4)	-	1.125 (28.6)	2.200 (55.9)	1	3,000	i75-R4302
Fig. 2	THT-18-408-3	B-408	White	3.000 (76.2)	1.000 (25.4)	-	1.125 (28.6)	3.200 (81.3)	1	3,000	i75-R4300
Fig. 2	THT-19-408-1	B-408	White	3.000 (76.2)	2.000 (50.8)	-	2.125 (54.0)	3.200 (81.3)	1	1,000	i75-R4300
Fig. 2	THT-20-408-1	B-408	White	3.000 (76.2)	5.000 (127.0)	-	5.125 (130.2)	3.200 (81.3)	1	1,000	i75-R4300
Fig. 2	THT-25-408-1	B-408	White	4.000 (101.6)	6.000 (152.4)	-	6.125 (155.6)	4.200 (106.7)	1	1,000	i75-R4307
Fig. 2	THT-55-408-1	B-408	White	4.000 (101.6)	2.000 (50.8)	-	2.125 (54.0)	4.200 (106.7)	1	1,000	i75-R4307
Fig. 2	THT-78-408-1	B-408	White	4.000 (101.6)	6.500 (165.1)	-	6.625 (168.3)	4.200 (106.7)	1	1,000	i75-R4307
Matte white paper with standard adhesive (B-402)											
Fig. 2	THT-17-402-5.2	B-402	White	2.000 (50.8)	1.000 (25.4)	-	1.125 (28.6)	2.125 (54.0)	1	5,200	i75-R4302
Fig. 2	THT-18-402-5.2	B-402	White	3.000 (76.2)	1.000 (25.4)	-	1.125 (28.6)	3.200 (81.3)	1	5,200	i75-R4300
Fig. 2	THT-19-402-3	B-402	White	3.000 (76.2)	2.000 (50.8)	-	2.125 (54.0)	3.200 (81.3)	1	3,000	i75-R4300
Fig. 2	THT-20-402-1.1	B-402	White	3.000 (76.2)	5.000 (127.0)	-	5.125 (130.2)	3.200 (81.3)	1	1,100	i75-R4300
Fig. 2	THT-25-402-1	B-402	White	4.000 (101.6)	6.000 (152.4)	-	6.125 (155.6)	4.200 (106.7)	1	1,000	i75-R4307
Fig. 2	THT-55-402-3	B-402	White	4.000 (101.6)	2.000 (50.8)	-	2.125 (54.0)	4.200 (106.7)	1	3,000	i75-R4307
Fig. 2	THT-77-402-1.4	B-402	White	4.000 (101.6)	4.000 (101.6)	-	4.125 (104.8)	4.125 (104.8)	1	1,400	i75-R4307
Fig. 2	THT-78-402-0.9	B-402	White	4.000 (101.6)	6.500 (165.1)	-	6.625 (168.3)	4.125 (104.8)	1	900	i75-R4307

Direct Thermal Paper Labels

(B-813, B-816)

- Economical choice for light-duty printing with added benefit of ribbonless printing
- Standard matte white finish
- Permanent and removable adhesive choices

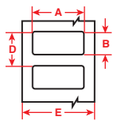

Figure 2

Diagram	Catalog #	B-#	Color	Label Width A Inch (mm)	Label Height B Inch (mm)	Horz. Repeat C Inch (mm)	Vert. Repeat D Inch (mm)	Web Width E Inch (mm)	Labels Per Row	Labels Per Pkg	Rec. Ribbon
Matte white direct thermal paper (B-813)											
Fig. 2	DT-17-813-3	B-813	White	2.000 (50.8)	1.000 (25.4)	-	1.125 (28.6)	2.200 (55.9)	1	3,000	no ribbon req'd
Fig. 2	DT-277-813-1	B-813	White	2.000 (50.8)	2.000 (50.8)	-	2.125 (54.0)	2.200 (55.9)	1	1,000	no ribbon req'd
Fig. 2	DT-18-813-3	B-813	White	3.000 (76.2)	1.000 (25.4)	-	1.125 (28.6)	3.200 (81.3)	1	3,000	no ribbon req'd
Fig. 2	DT-19-813-1	B-813	White	3.000 (76.2)	2.000 (50.8)	-	2.125 (54.0)	3.200 (81.3)	1	1,000	no ribbon req'd
Fig. 2	DT-276-813-3	B-813	White	4.000 (101.6)	1.000 (25.4)	-	1.125 (28.6)	4.200 (106.7)	1	3,000	no ribbon req'd
Fig. 2	DT-55-813-1	B-813	White	4.000 (101.6)	2.000 (50.8)	-	2.125 (54.0)	4.200 (106.7)	1	1,000	no ribbon req'd
Fig. 2	DT-76-813-1	B-813	White	4.000 (101.6)	3.000 (76.2)	-	3.125 (79.4)	4.200 (106.7)	1	1,000	no ribbon req'd
Fig. 2	DT-161-813-1	B-813	White	4.000 (101.6)	4.000 (101.6)	-	4.125 (104.8)	4.200 (106.7)	1	1,000	no ribbon req'd
Matte white direct thermal paper with removable adhesive (B-816)											
Fig. 2	DT-17-816-3	B-816	White	2.000 (50.8)	1.000 (25.4)	-	1.125 (28.6)	2.200 (55.9)	1	3,000	no ribbon req'd
Fig. 2	DT-277-816-1	B-816	White	2.000 (50.8)	2.000 (50.8)	-	2.125 (54.0)	2.200 (55.9)	1	1,000	no ribbon req'd
Fig. 2	DT-18-816-3	B-816	White	3.000 (76.2)	1.000 (25.4)	-	1.125 (28.6)	3.200 (81.3)	1	3,000	no ribbon req'd
Fig. 2	DT-19-816-1	B-816	White	3.000 (76.2)	2.000 (50.8)	-	2.125 (54.0)	3.200 (81.3)	1	1,000	no ribbon req'd
Fig. 2	DT-276-816-3	B-816	White	4.000 (101.6)	1.000 (25.4)	-	1.125 (28.6)	4.200 (106.7)	1	3,000	no ribbon req'd
Fig. 2	DT-55-816-1	B-816	White	4.000 (101.6)	2.000 (50.8)	-	2.125 (54.0)	4.200 (106.7)	1	1,000	no ribbon req'd
Fig. 2	DT-76-816-1	B-816	White	4.000 (101.6)	3.000 (76.2)	-	3.125 (79.4)	4.200 (106.7)	1	1,000	no ribbon req'd
Fig. 2	DT-161-816-1	B-816	White	4.000 (101.6)	4.000 (101.6)	-	4.125 (104.8)	4.200 (106.7)	1	1,000	no ribbon req'd

High-Temp Polyimide Labels

(B-797, B-776, B-728, B-729)

- For pre-process circuit board identification
- Designed to withstand processes, fluxes and solvents used in circuit board manufacturing
- Consult technical data sheet for detailed performance, compliance and ribbon usage information
- B-797 does not require reflow or pre-heating to ensure print readability - ideal for multiple harsh condition washes

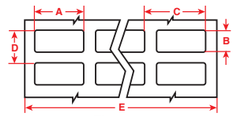

Figure 1



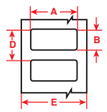

Figure 2

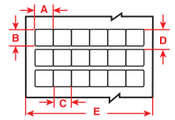

Figure 4

Diagram	Catalog #	Color	Label Width A Inch (mm)	Label Height B Inch (mm)	Horiz. Repeat C Inch (mm)	Vert. Repeat D Inch (mm)	Web Width E Inch (mm)	Labels Per Row	Labels Per Pkg	Rec. Ribbon
High-temp gloss polyimide Non Reflow and Reflow (B-797)										
Fig. 4	THT-11-797-10	White	0.250 (6.4)	0.250 (6.4)	0.250 (6.4)	0.375 (9.5)	3.200 (81.3)	12	10,000	i75-R6302
Fig. 1	THT-70-797-20	White	0.250 (6.4)	0.250 (6.4)	0.320 (8.1)	0.350 (8.9)	2.370 (60.2)	7	20,000	i75-R6300
Fig. 1	THT-71-797-20	White	0.315 (8.0)	0.315 (8.0)	0.375 (9.5)	0.415 (10.5)	2.390 (60.7)	6	20,000	i75-R6300
Fig. 1	THT-38-797-10	White	0.375 (9.5)	0.375 (9.5)	0.437 (11.1)	0.475 (12.1)	3.200 (81.3)	7	10,000	i75-R6302
Fig. 1	THT-12-797-10	White	0.500 (12.7)	0.437 (11.1)	0.662 (16.8)	0.537 (13.6)	3.350 (85.1)	5	10,000	i75-R6302
Fig. 2	THT-97-797-10	White	0.500 (12.7)	0.200 (5.1)	-	0.300 (7.6)	0.700 (17.8)	1	10,000	i75-R6306
Fig. 1	THT-14-797-10	White	0.650 (16.5)	0.200 (5.1)	0.700 (17.8)	0.300 (7.6)	2.950 (74.9)	4	10,000	i75-R6302
Fig. 2	THT-47-797-10	White	0.650 (16.5)	0.200 (5.1)	-	0.300 (7.6)	0.850 (21.6)	1	10,000	i75-R6306
Fig. 1	THT-1-797-10	White	0.750 (19.1)	0.250 (6.4)	0.800 (20.3)	0.350 (8.9)	3.350 (85.1)	4	10,000	i75-R6302
Fig. 2	THT-46-797-10	White	0.750 (19.1)	0.250 (6.4)	-	0.350 (8.9)	0.950 (24.1)	1	10,000	i75-R6306
Fig. 1	THT-2-797-10	White	0.900 (22.9)	0.250 (6.4)	1.125 (28.6)	0.350 (8.9)	3.350 (85.1)	3	10,000	i75-R6302
Fig. 2	THT-49-797-10	White	0.900 (22.9)	0.250 (6.4)	-	0.350 (8.9)	1.100 (27.9)	1	10,000	i75-R6306
Fig. 2	THT-103-797-10	White	1.000 (25.4)	0.250 (6.4)	-	0.350 (8.9)	1.200 (30.5)	1	10,000	i75-R6306
Fig. 2	THT-42-797-10	White	1.000 (25.4)	0.187 (4.8)	-	0.287 (6.9)	1.200 (30.5)	1	10,000	i75-R6306
Fig. 2	THT-58-797-10	White	1.000 (25.4)	0.375 (9.5)	-	0.475 (12.1)	1.200 (30.5)	1	10,000	i75-R6306
Fig. 2	THT-59-797-10	White	1.000 (25.4)	0.500 (12.7)	-	0.600 (15.2)	1.200 (30.5)	1	10,000	i75-R6306
Fig. 1	THT-13-797-10	White	1.250 (31.8)	0.250 (6.4)	1.300 (33.0)	0.375 (9.5)	2.750 (69.9)	2	10,000	i75-R6302
Fig. 2	THT-43-797-10	White	1.250 (31.8)	0.250 (6.4)	-	0.350 (8.9)	1.450 (36.8)	1	10,000	i75-R6306
Fig. 1	THT-40-797-10	White	1.375 (34.9)	0.250 (6.4)	1.475 (37.5)	0.375 (9.5)	3.050 (77.5)	2	10,000	i75-R6302
Fig. 2	THT-44-797-10	White	1.375 (34.9)	0.250 (6.4)	-	0.350 (8.9)	1.600 (40.6)	1	10,000	i75-R6306
Fig. 1	THT-4-797-10	White	1.500 (38.1)	0.250 (6.4)	1.650 (41.9)	0.350 (8.9)	3.350 (85.1)	2	10,000	i75-R6302
Fig. 2	THT-45-797-10	White	1.500 (38.1)	0.250 (6.4)	-	0.350 (8.9)	1.700 (43.2)	1	10,000	i75-R6306
Fig. 2	THT-60-797-10	White	1.500 (38.1)	0.125 (3.2)	-	0.225 (5.7)	1.700 (43.2)	1	10,000	i75-R6306
Fig. 2	THT-72-797-10	White	1.750 (44.5)	0.250 (6.4)	-	0.350 (8.9)	1.950 (49.5)	1	10,000	i75-R6300
Fig. 2	THT-15-797-2.5	White	2.000 (50.8)	0.250 (6.4)	-	0.375 (9.5)	2.200 (55.9)	1	2,500	i75-R6300
Fig. 2	THT-48-797-10	White	2.000 (50.8)	0.250 (6.4)	-	0.350 (8.9)	2.200 (55.9)	1	10,000	i75-R6300
High-temp gloss green polyimide (B-776)										
Fig. 1	THT-70-776-20	Light Green	0.250 (6.4)	0.250 (6.4)	0.320 (8.1)	0.350 (8.9)	2.370 (60.2)	7	20,000	i75-R6000
Fig. 1	THT-14-776-10	Light Green	0.650 (16.5)	0.200 (5.1)	0.700 (17.8)	0.300 (7.6)	2.950 (74.9)	4	10,000	i75-R6002
Fig. 2	THT-47-776-10	Light Green	0.650 (16.5)	0.200 (5.1)	-	0.300 (7.6)	0.850 (21.6)	1	10,000	i75-R6006
Fig. 2	THT-46-776-10	Light Green	0.750 (19.1)	0.250 (6.4)	-	0.350 (8.9)	0.950 (24.1)	1	10,000	i75-R6006
Fig. 1	THT-1-776-10	Light Green	0.750 (19.1)	0.250 (6.4)	0.800 (20.3)	0.350 (8.9)	3.350 (85.1)	4	10000	i75-R6002
Fig. 1	THT-2-776-10	Light Green	0.900 (22.9)	0.250 (6.4)	1.125 (28.6)	0.350 (8.9)	3.350 (85.1)	3	10,000	i75-R6002
Fig. 2	THT-49-776-10	Light Green	0.900 (22.9)	0.250 (6.4)	-	0.350 (8.9)	1.100 (27.9)	1	10,000	i75-R6006
Fig. 2	THT-103-776-10	Light Green	1.000 (25.4)	0.250 (6.4)	-	0.350 (8.9)	1.200 (30.5)	1	10,000	i75-R6006
Fig. 2	THT-59-776-10	Light Green	1.000 (25.4)	0.500 (12.7)	-	0.600 (15.2)	1.200 (30.5)	1	10,000	i75-R6006
Fig. 1	THT-13-776-10	Light Green	1.250 (31.8)	0.250 (6.4)	1.300 (33.0)	0.375 (9.5)	2.750 (69.9)	2	10,000	i75-R6002
Fig. 2	THT-43-776-10	Light Green	1.250 (31.8)	0.250 (6.4)	-	0.350 (8.9)	1.450 (36.8)	1	10,000	i75-R6006
Fig. 1	THT-4-776-10	Light Green	1.500 (38.1)	0.250 (6.4)	1.650 (41.9)	0.350 (8.9)	3.350 (85.1)	2	10,000	i75-R6002
Fig. 2	THT-45-776-10	Light Green	1.500 (38.1)	0.250 (6.4)	-	0.350 (8.9)	1.700 (43.2)	1	10,000	i75-R6006
Fig. 2	THT-60-776-10	Light Green	1.500 (38.1)	0.125 (3.2)	-	0.225 (5.7)	1.700 (43.2)	1	10,000	i75-R6006
Fig. 2	THT-15-776-2.5	Light Green	2.000 (50.8)	0.250 (6.4)	-	0.375 (9.5)	2.200 (55.9)	1	2,500	i75-R6000
Fig. 2	THT-48-776-10	Light Green	2.000 (50.8)	0.250 (6.4)	-	0.350 (8.9)	2.200 (55.9)	1	10,000	i75-R6000

Diagram	Catalog #	Color	Label Width A Inch (mm)	Label Height B Inch (mm)	Horiz. Repeat C Inch (mm)	Vert. Repeat D Inch (mm)	Web Width E Inch (mm)	Labels Per Row	Labels Per Pkg	Rec. Ribbon
High-temp matte polyimide for solder ball reduction (B-728)										
Fig. 1	THT-70-728-20	White	0.250 (6.4)	0.250 (6.4)	0.320 (8.1)	0.350 (8.9)	2.370 (60.2)	7	20,000	i75-R6002
Fig. 1	THT-96-728-10	White	0.500 (12.7)	0.275 (7.0)	0.600 (15.2)	0.375 (9.5)	2.500 (63.5)	4	10,000	i75-R6002
Fig. 2	THT-97-728-10	White	0.500 (12.7)	0.200 (5.1)	-	0.300 (7.6)	0.700 (17.8)	1	10,000	i75-R6006
Fig. 2	THT-99-728-10	White	0.500 (12.7)	0.500 (12.7)	-	0.600 (15.2)	0.700 (17.8)	1	10,000	i75-R6006
Fig. 1	THT-14-728-10	White	0.650 (16.5)	0.200 (5.1)	0.700 (17.8)	0.300 (7.6)	2.950 (74.9)	4	10,000	i75-R6002
Fig. 2	THT-47-728-10	White	0.650 (16.5)	0.200 (5.1)	-	0.300 (7.6)	0.850 (21.6)	1	10,000	i75-R6006
Fig. 1	THT-1-728-10	White	0.750 (19.1)	0.250 (6.4)	0.800 (20.3)	0.350 (8.9)	3.350 (85.1)	4	10,000	i75-R6002
Fig. 2	THT-46-728-10	White	0.750 (19.1)	0.250 (6.4)	-	0.350 (8.9)	0.950 (24.1)	1	10,000	i75-R6006
Fig. 2	THT-103-728-10	White	1.000 (25.4)	0.250 (6.4)	-	0.350 (8.9)	1.200 (30.5)	1	10,000	i75-R6006
Fig. 2	THT-42-728-10	White	1.000 (25.4)	0.187 (4.8)	-	0.287 (6.9)	1.200 (30.5)	1	10,000	i75-R6006
Fig. 2	THT-59-728-10	White	1.000 (25.4)	0.500 (12.7)	-	0.600 (15.2)	1.200 (30.5)	1	10,000	i75-R6006
Fig. 2	THT-15-728-2.5	White	1.250 (31.6)	0.250 (6.4)	-	0.375 (9.5)	2.200 (55.9)	1	2,500	i75-R6000
Fig. 2	THT-43-728-10	White	1.250 (31.8)	0.250 (6.4)	-	0.350 (8.9)	1.450 (36.8)	1	10,000	i75-R6006
Fig. 2	THT-45-728-10	White	1.500 (38.1)	0.250 (6.4)	-	0.350 (8.9)	1.700 (43.2)	1	10,000	i75-R6006
Ultra-thin high-temp matte polyimide for solderball reduction (B-729)										
Fig. 1	THT-70-729-20	White	0.250 (6.4)	0.250 (6.4)	0.320 (8.1)	0.350 (8.9)	2.370 (60.2)	7	20,000	i75-R6000
Fig. 1	THT-104-729-20	White	0.315 (8.0)	0.177 (4.5)	0.375 (9.5)	0.278 (7.1)	2.390 (60.7)	6	20,000	i75-R6000
Fig. 1	THT-38-729-10	White	0.375 (9.5)	0.375 (9.5)	0.437 (11.1)	0.475 (12.1)	3.200 (81.3)	7	10,000	i75-R6002
Fig. 1	THT-96-729-10	White	0.500 (12.7)	0.275 (7.0)	0.600 (15.2)	0.375 (9.5)	2.500 (63.5)	4	10,000	i75-R6000
Fig. 2	THT-97-729-10	White	0.500 (12.7)	0.200 (5.1)	-	0.300 (7.6)	0.700 (17.8)	1	10,000	i75-R6006
Fig. 1	THT-14-729-10	White	0.650 (16.5)	0.200 (5.1)	0.700 (17.8)	0.300 (7.6)	2.950 (74.9)	4	10,000	i75-R6002
Fig. 2	THT-47-729-10	White	0.650 (16.5)	0.200 (5.1)	-	0.300 (7.6)	0.850 (21.6)	1	10,000	i75-R6006
Fig. 1	THT-1-729-10	White	0.750 (19.1)	0.250 (6.4)	0.800 (20.3)	0.350 (8.9)	3.350 (85.1)	4	10,000	i75-R6002
Fig. 2	THT-46-729-10	White	0.750 (19.1)	0.250 (6.4)	-	0.350 (8.9)	0.950 (24.1)	1	10,000	i75-R6006
Fig. 2	THT-103-729-10	White	1.000 (25.4)	0.250 (6.4)	-	0.350 (8.9)	1.200 (30.5)	1	10,000	i75-R6006
Fig. 2	THT-59-729-10	White	1.000 (25.4)	0.500 (12.7)	-	0.600 (15.2)	1.200 (30.5)	1	10,000	i75-R6006
Fig. 2	THT-43-729-10	White	1.250 (31.8)	0.250 (6.4)	-	0.350 (8.9)	1.450 (36.8)	1	10,000	i75-R6006
Fig. 1	THT-40-729-10	White	1.375 (34.9)	0.250 (6.4)	1.475 (37.5)	0.375 (9.5)	3.050 (77.5)	2	10,000	i75-R6002
Fig. 2	THT-44-729-10	White	1.375 (34.9)	0.250 (6.4)	-	0.350 (8.9)	1.600 (40.6)	1	10,000	i75-R6006
Fig. 2	THT-45-729-10	White	1.500 (38.1)	0.250 (6.4)	-	0.350 (8.9)	1.700 (43.2)	1	10,000	i75-R6006
Fig. 2	THT-60-729-10	White	1.500 (38.1)	0.125 (3.2)	-	0.225 (5.7)	1.700 (43.2)	1	10,000	i75-R6006
Fig. 2	THT-15-729-2.5	White	2.000 (50.8)	0.250 (6.4)	-	0.375 (9.5)	2.200 (55.9)	1	2,500	i75-R6000
Fig. 2	THT-48-729-10	White	2.000 (50.8)	0.250 (6.4)	-	0.350 (8.9)	2.200 (55.9)	1	10,000	i75-R6000
Fig. 2	THT-16-729-2.5	White	3.000 (76.2)	0.250 (6.4)	-	0.375 (9.5)	3.200 (81.3)	1	2,500	i75-R6002

Auto-Apply High-Temp Polyimide Labels

(B-7797)

- For pre-process circuit board identification where auto application is desired
- Designed to withstand processes, fluxes and solvents used in circuit board manufacturing
- Non-Reflow and Reflow material, can withstand multiple cycles of harsh-condition washes without the need for reflow.
- Liner and adhesive combination make the material ideal for auto-apply applications
- Consult technical data sheet for detailed performance, compliance and ribbon usage information

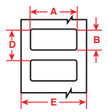

Figure 2

Diagram	Catalog #	Color	Label Width A Inch (mm)	Label Height B Inch (mm)	Horiz. Repeat C Inch (mm)	Vert. Repeat D Inch (mm)	Web Width E Inch (mm)	Labels Per Row	Labels Per Pkg	Rec. Ribbon
Fig. 2	APL-01-7797-10	White	0.197 (5.0)	0.197 (5.0)	-	0.315 (8.0)	0.450 (11.4)	10,000	1	i75-R6306
Fig. 2	APL-02-7797-10	White	0.250 (6.4)	0.250 (6.4)	-	0.400 (10.2)	0.450 (11.4)	10,000	1	i75-R6306
Fig. 2	APL-03-7797-10	White	0.276 (7.0)	0.276 (7.0)	-	0.427 (10.9)	0.450 (11.4)	10,000	1	i75-R6306

High-Temp Electrostatic Dissipative Polyimide Labels

(B-767, B-768, B-719)

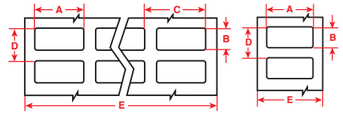

Figure 1 Figure 2

- For pre-process circuit board identification where static dissipative properties are required
- Materials feature both a permanent static dissipative adhesive and static dissipative release liner
- Designed to withstand processes, fluxes and solvents used in circuit board manufacturing
- UL969 rated, consult technical data sheet for complete performance and ribbon usage criteria
- B-767 and B-768 do not require reflow or pre-heating to ensure print readability - ideal for multiple harsh condition washes

Diagram	Catalog #	Color	Label Width A Inch (mm)	Label Height B Inch (mm)	Horiz. Repeat C Inch (mm)	Vert. Repeat D Inch (mm)	Web Width E Inch (mm)	Labels Per Row	Labels Per Pkg	Rec. Ribbon
Electrostatic dissipative gloss polyimide Non Reflow and Reflow (B-767)										
Fig. 1	* THT-70-767-20	White	0.250 (6.4)	0.250 (6.4)	0.320 (8.1)	0.350 (8.9)	2.370 (60.2)	7	20,000	i75-R6300
Fig. 1	* THT-38-767-10	White	0.375 (9.5)	0.375 (9.5)	0.437 (11.1)	0.475 (12.1)	3.200 (81.3)	7	10,000	i75-R6302
Fig. 1	* THT-12-767-10	White	0.500 (12.7)	0.437 (11.1)	0.662 (16.8)	0.537 (13.6)	3.350 (85.1)	5	10,000	i75-R6302
Fig. 1	* THT-96-767-10	White	0.500 (12.7)	0.275 (7.0)	0.600 (15.2)	0.375 (9.5)	2.500 (63.5)	4	10,000	i75-R6300
Fig. 2	* THT-97-767-10	White	0.500 (12.7)	0.200 (5.1)	-	0.300 (7.6)	0.700 (17.8)	1	10,000	i75-R6306
Fig. 2	* THT-99-767-10	White	0.500 (12.7)	0.500 (12.7)	-	0.600 (15.2)	0.700 (17.8)	1	10,000	i75-R6306
Fig. 1	* THT-14-767-10	White	0.650 (16.5)	0.200 (5.1)	0.700 (17.8)	0.300 (7.6)	2.950 (74.9)	4	10,000	i75-R6302
Fig. 2	* THT-47-767-10	White	0.650 (16.5)	0.200 (5.1)	-	0.300 (7.6)	0.850 (21.6)	1	10,000	i75-R6306
Fig. 1	* THT-1-767-10	White	0.750 (19.1)	0.250 (6.4)	0.800 (20.3)	0.350 (8.9)	3.350 (85.1)	4	10,000	i75-R6302
Fig. 2	* THT-46-767-10	White	0.750 (19.1)	0.250 (6.4)	-	0.350 (8.9)	0.950 (24.1)	1	10,000	i75-R6306
Fig. 2	* THT-103-767-10	White	1.000 (25.4)	0.250 (6.4)	-	0.350 (8.9)	1.200 (30.5)	1	10,000	i75-R6306
Fig. 2	* THT-42-767-10	White	1.000 (25.4)	0.187 (4.8)	-	0.287 (6.9)	1.200 (30.5)	1	10,000	i75-R6306
Fig. 2	* THT-59-767-10	White	1.000 (25.4)	0.500 (12.7)	-	0.600 (15.2)	1.200 (30.5)	1	10,000	i75-R6306
Fig. 2	* THT-43-767-10	White	1.250 (31.8)	0.250 (6.4)	-	0.350 (8.9)	1.450 (36.8)	1	10,000	i75-R6306
Fig. 2	* THT-44-767-10	White	1.375 (34.9)	0.250 (6.4)	-	0.350 (8.9)	1.600 (40.6)	1	10,000	i75-R6306
Fig. 2	* THT-45-767-10	White	1.500 (38.1)	0.250 (6.4)	-	0.350 (8.9)	1.700 (43.2)	1	10,000	i75-R6306
Fig. 2	* THT-60-767-10	White	1.500 (38.1)	0.125 (3.2)	-	0.225 (5.7)	1.700 (43.2)	1	10,000	i75-R6306
Fig. 2	* THT-15-767-2.5	White	2.000 (50.8)	0.250 (6.4)	-	0.375 (9.5)	2.200 (55.9)	1	2,500	i75-R6300
Fig. 2	* THT-48-767-10	White	2.000 (50.8)	0.250 (6.4)	-	0.350 (8.9)	2.200 (55.9)	1	10,000	i75-R6300
Ultra-thin electrostatic dissipative gloss polyimide Non Reflow and Reflow (B-768)										
Fig. 1	* THT-70-768-20	White	0.250 (6.4)	0.250 (6.4)	0.320 (8.1)	0.350 (8.9)	2.370 (60.2)	7	20,000	i75-R6300
Fig. 1	* THT-71-768-20	White	0.315 (8.0)	0.315 (8.0)	0.375 (9.5)	0.415 (10.5)	2.390 (60.7)	6	20,000	i75-R6300
Fig. 1	* THT-38-768-10	White	0.375 (9.5)	0.375 (9.5)	0.437 (11.1)	0.475 (12.1)	3.200 (81.3)	7	10,000	i75-R6302
Fig. 1	* THT-12-768-10	White	0.500 (12.7)	0.437 (11.1)	0.662 (16.8)	0.537 (13.6)	3.350 (85.1)	5	10,000	i75-R6302
Fig. 2	* THT-97-768-10	White	0.500 (12.7)	0.200 (5.1)	-	0.300 (7.6)	0.700 (17.8)	1	10,000	i75-R6306
Fig. 1	* THT-14-768-10	White	0.650 (16.5)	0.200 (5.1)	0.700 (17.8)	0.300 (7.6)	2.950 (74.9)	4	10,000	i75-R6302
Fig. 2	* THT-47-768-10	White	0.650 (16.5)	0.200 (5.1)	-	0.300 (7.6)	0.850 (21.6)	1	10,000	i75-R6306
Fig. 1	* THT-1-768-10	White	0.750 (19.1)	0.250 (6.4)	0.800 (20.3)	0.350 (8.9)	3.350 (85.1)	4	10,000	i75-R6302
Fig. 2	* THT-46-768-10	White	0.750 (19.1)	0.250 (6.4)	-	0.350 (8.9)	0.950 (24.1)	1	10,000	i75-R6306
Fig. 1	* THT-2-768-10	White	0.900 (22.9)	0.250 (6.4)	1.125 (28.6)	0.350 (8.9)	3.350 (85.1)	3	10,000	i75-R6302
Fig. 2	* THT-49-768-10	White	0.900 (22.9)	0.250 (6.4)	-	0.350 (8.9)	1.100 (27.9)	1	10,000	i75-R6306
Fig. 2	* THT-103-768-10	White	1.000 (25.4)	0.250 (6.4)	-	0.350 (8.9)	1.200 (30.5)	1	10,000	i75-R6306
Fig. 1	* THT-3-768-10	White	1.000 (25.4)	0.375 (9.5)	1.075 (27.3)	0.475 (12.1)	3.350 (85.1)	3	10,000	i75-R6302
Fig. 2	* THT-42-768-10	White	1.000 (25.4)	0.187 (4.8)	-	0.287 (6.9)	1.200 (30.5)	1	10,000	i75-R6306
Fig. 1	* THT-5-768-10	White	1.000 (25.4)	0.500 (12.7)	1.075 (27.3)	0.600 (15.2)	3.350 (85.1)	3	10,000	i75-R6302
Fig. 2	* THT-58-768-10	White	1.000 (25.4)	0.375 (9.5)	-	0.475 (12.1)	1.200 (30.5)	1	10,000	i75-R6306
Fig. 2	* THT-59-768-10	White	1.000 (25.4)	0.500 (12.7)	-	0.600 (15.2)	1.200 (30.5)	1	10,000	i75-R6306
Fig. 1	* THT-29-768-10	White	1.250 (31.8)	0.375 (9.5)	1.300 (33.0)	0.475 (12.1)	2.750 (69.9)	2	10,000	i75-R6302
Fig. 2	* THT-43-768-10	White	1.250 (31.8)	0.250 (6.4)	-	0.350 (8.9)	1.450 (36.8)	1	10,000	i75-R6306
Fig. 2	* THT-44-768-10	White	1.375 (34.9)	0.250 (6.4)	-	0.350 (8.9)	1.600 (40.6)	1	10,000	i75-R6306
Fig. 1	* THT-4-768-10	White	1.500 (38.1)	0.250 (6.4)	1.650 (41.9)	0.350 (8.9)	3.350 (85.1)	2	10,000	i75-R6302
Fig. 2	* THT-45-768-10	White	1.500 (38.1)	0.250 (6.4)	-	0.350 (8.9)	1.700 (43.2)	1	10,000	i75-R6306
Fig. 2	* THT-72-768-10	White	1.750 (44.5)	0.250 (6.4)	-	0.350 (8.9)	1.950 (49.5)	1	10,000	i75-R6300
Fig. 2	* THT-48-768-10	White	2.000 (50.8)	0.250 (6.4)	-	0.350 (8.9)	2.200 (55.9)	1	10,000	i75-R6300

* ⚠ **WARNING:** Cancer www.P65Warnings.ca.gov

Diagram	Catalog #	Color	Label Width A Inch (mm)	Label Height B Inch (mm)	Horiz. Repeat C Inch (mm)	Vert. Repeat D Inch (mm)	Web Width E Inch (mm)	Labels Per Row	Labels Per Pkg	Rec. Ribbon
Ultra-thin electrostatic dissipative matte polyimide for solderball reduction (B-719)										
Fig. 1	* THT-70-719-20	White	0.250 (6.4)	0.250 (6.4)	0.320 (8.1)	0.350 (8.9)	2.370 (60.2)	7	20,000	i75-R6000
Fig. 1	* THT-71-719-20	White	0.315 (8.0)	0.315 (8.0)	0.375 (9.5)	0.415 (10.5)	2.390 (60.7)	6	20,000	i75-R6000
Fig. 1	* THT-38-719-10	White	0.375 (9.5)	0.375 (9.5)	0.437 (11.1)	0.475 (12.1)	3.200 (81.3)	7	10,000	i75-R6002
Fig. 1	* THT-12-719-10	White	0.500 (12.7)	0.437 (11.1)	0.662 (16.8)	0.537 (13.6)	3.350 (85.1)	5	10,000	i75-R6002
Fig. 2	* THT-99-719-10	White	0.500 (12.7)	0.500 (12.7)	-	0.600 (15.2)	0.700 (17.8)	1	10,000	i75-R6006
Fig. 1	* THT-14-719-10	White	0.650 (16.5)	0.200 (5.1)	0.700 (17.8)	0.300 (7.6)	2.950 (74.9)	4	10,000	i75-R6002
Fig. 2	* THT-47-719-10	White	0.650 (16.5)	0.200 (5.1)	-	0.300 (7.6)	0.850 (21.6)	1	10,000	i75-R6006
Fig. 1	* THT-1-719-10	White	0.750 (19.1)	0.250 (6.4)	0.800 (20.3)	0.350 (8.9)	3.350 (85.1)	4	10,000	i75-R6002
Fig. 2	* THT-46-719-10	White	0.750 (19.1)	0.250 (6.4)	-	0.350 (8.9)	0.950 (24.1)	1	10,000	i75-R6006
Fig. 1	* THT-2-719-10	White	0.900 (22.9)	0.250 (6.4)	1.125 (28.6)	0.350 (8.9)	3.350 (85.1)	3	10,000	i75-R6002
Fig. 2	* THT-49-719-10	White	0.900 (22.9)	0.250 (6.4)	-	0.350 (8.9)	1.100 (27.9)	1	10,000	i75-R6006
Fig. 2	* THT-103-719-10	White	1.000 (25.4)	0.250 (6.4)	-	0.350 (8.9)	1.200 (30.5)	1	10,000	i75-R6006
Fig. 1	* THT-3-719-10	White	1.000 (25.4)	0.375 (9.5)	1.075 (27.3)	0.475 (12.1)	3.350 (85.1)	3	10,000	i75-R6002
Fig. 2	* THT-42-719-10	White	1.000 (25.4)	0.187 (4.8)	-	0.287 (6.9)	1.200 (30.5)	1	10,000	i75-R6006
Fig. 1	* THT-5-719-10	White	1.000 (25.4)	0.500 (12.7)	1.075 (27.3)	0.600 (15.2)	3.350 (85.1)	3	10,000	i75-R6002
Fig. 2	* THT-58-719-10	White	1.000 (25.4)	0.375 (9.5)	-	0.475 (12.1)	1.200 (30.5)	1	10,000	i75-R6006
Fig. 2	* THT-59-719-10	White	1.000 (25.4)	0.500 (12.7)	-	0.600 (15.2)	1.200 (30.5)	1	10,000	i75-R6006
Fig. 1	* THT-29-719-10	White	1.250 (31.8)	0.375 (9.5)	1.300 (33.0)	0.475 (12.1)	2.750 (69.9)	2	10,000	i75-R6002
Fig. 2	* THT-43-719-10	White	1.250 (31.8)	0.250 (6.4)	-	0.350 (8.9)	1.450 (36.8)	1	10,000	i75-R6006
Fig. 2	* THT-45-719-10	White	1.500 (38.1)	0.250 (6.4)	-	0.350 (8.9)	1.700 (43.2)	1	10,000	i75-R6006
Fig. 2	* THT-60-719-10	White	1.500 (38.1)	0.125 (3.2)	-	0.225 (5.7)	1.700 (43.2)	1	10,000	i75-R6006
Fig. 2	* THT-48-719-10	White	2.000 (50.8)	0.250 (6.4)	-	0.350 (8.9)	2.200 (55.9)	1	10,000	i75-R6000

* ⚠ **WARNING:** Cancer www.P65Warnings.ca.gov

Ultra High-Temp Matte Amber Polyimide Labels

(B-724)

- For pre-process circuit board identification
- Extremely high temperature resistance for top or bottom-side board and component ID
- Designed to withstand processes, fluxes and solvents used in circuit board manufacturing
- Consult technical data sheet for complete performance and ribbon usage criteria

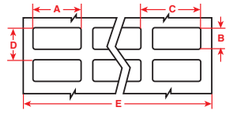

Figure 1

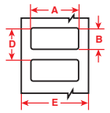

Figure 2

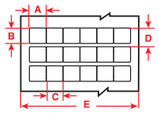

Figure 4

Diagram	Catalog #	Color	Label Width A Inch (mm)	Label Height B Inch (mm)	Horiz. Repeat C Inch (mm)	Vert. Repeat D Inch (mm)	Web Width E Inch (mm)	Labels Per Row	Labels Per Pkg	Rec. Ribbon
Fig. 4	THT-11-724-10	Amber	0.250 (6.4)	0.250 (6.4)	0.250 (6.4)	0.375 (9.5)	3.200 (81.3)	12	10,000	i75-R4300
Fig. 1	THT-38-724-10	Amber	0.375 (9.5)	0.375 (9.5)	0.437 (11.1)	0.475 (12.1)	3.200 (81.3)	7	10,000	i75-R4300
Fig. 1	THT-12-724-10	Amber	0.500 (12.7)	0.437 (11.1)	0.662 (16.8)	0.537 (13.6)	3.350 (85.1)	5	10,000	i75-R4300
Fig. 1	THT-14-724-10	Amber	0.650 (16.5)	0.200 (5.1)	0.700 (17.8)	0.300 (7.6)	2.950 (74.9)	4	10,000	i75-R4300
Fig. 2	THT-47-724-10	Amber	0.650 (16.5)	0.200 (5.1)	-	0.300 (7.6)	0.850 (21.6)	1	10,000	i75-R4306
Fig. 1	THT-57-724-10	Amber	0.700 (17.8)	0.375 (9.5)	0.800 (20.3)	0.475 (12.1)	3.350 (85.1)	4	10,000	i75-R4300
Fig. 1	THT-1-724-10	Amber	0.750 (19.1)	0.250 (6.4)	0.800 (20.3)	0.350 (8.9)	3.350 (85.1)	4	10,000	i75-R4300
Fig. 2	THT-46-724-10	Amber	0.750 (19.1)	0.250 (6.4)	-	0.350 (8.9)	0.950 (24.1)	1	10,000	i75-R4306
Fig. 1	THT-50-724-10	Amber	0.750 (19.1)	0.750 (19.1)	0.800 (20.3)	0.875 (22.2)	3.350 (85.1)	4	10,000	i75-R4300
Fig. 1	THT-2-724-10	Amber	0.900 (22.9)	0.250 (6.4)	1.125 (28.6)	0.350 (8.9)	3.350 (85.1)	3	10,000	i75-R4300
Fig. 2	THT-49-724-10	Amber	0.900 (22.9)	0.250 (6.4)	-	0.350 (8.9)	1.100 (27.9)	1	10,000	i75-R4306
Fig. 2	THT-103-724-10	Amber	1.000 (25.4)	0.250 (6.4)	-	0.350 (8.9)	1.200 (30.5)	1	10,000	i75-R4306
Fig. 1	THT-3-724-10	Amber	1.000 (25.4)	0.375 (9.5)	1.075 (27.3)	0.475 (12.1)	3.350 (85.1)	3	10,000	i75-R4300
Fig. 1	THT-41-724-10	Amber	1.000 (25.4)	0.187 (4.8)	1.075 (27.3)	0.287 (7.3)	3.350 (85.1)	3	10,000	i75-R4300
Fig. 1	THT-51-724-10	Amber	1.000 (25.4)	0.250 (6.4)	1.075 (27.3)	0.375 (9.5)	3.350 (85.1)	3	10,000	i75-R4300
Fig. 1	THT-5-724-10	Amber	1.000 (25.4)	0.500 (12.7)	1.075 (27.3)	0.600 (15.2)	3.350 (85.1)	3	10,000	i75-R4300
Fig. 1	THT-13-724-10	Amber	1.250 (31.8)	0.250 (6.4)	1.300 (33.0)	0.375 (9.5)	2.750 (69.9)	2	10,000	i75-R4300
Fig. 1	THT-29-724-10	Amber	1.250 (31.8)	0.375 (9.5)	1.300 (33.0)	0.475 (12.1)	2.750 (69.9)	2	10,000	i75-R4300
Fig. 2	THT-43-724-10	Amber	1.250 (31.8)	0.250 (6.4)	-	0.350 (8.9)	1.450 (36.8)	1	10,000	i75-R4306
Fig. 2	THT-44-724-10	Amber	1.375 (34.9)	0.250 (6.4)	-	0.350 (8.9)	1.600 (40.6)	1	10,000	i75-R4306
Fig. 1	THT-28-724-10	Amber	1.500 (38.1)	0.125 (3.2)	1.650 (41.9)	0.250 (6.4)	3.350 (85.1)	2	10,000	i75-R4300
Fig. 1	THT-4-724-10	Amber	1.500 (38.1)	0.250 (6.4)	1.650 (41.9)	0.350 (8.9)	3.350 (85.1)	2	10,000	i75-R4300
Fig. 2	THT-45-724-10	Amber	1.500 (38.1)	0.250 (6.4)	-	0.350 (8.9)	1.700 (43.2)	1	10,000	i75-R4306
Fig. 2	THT-15-724-2.5	Amber	2.000 (50.8)	0.250 (6.4)	-	0.375 (9.5)	2.200 (55.9)	1	2,500	i75-R4302
Fig. 2	THT-48-724-10	Amber	2.000 (50.8)	0.250 (6.4)	-	0.350 (8.9)	2.200 (55.9)	1	10,000	i75-R4302
Fig. 2	THT-7-724-3	Amber	2.750 (69.9)	1.250 (31.8)	-	1.375 (34.9)	2.950 (74.9)	1	3,000	i75-R4300
Fig. 2	THT-16-724-2.5	Amber	3.000 (76.2)	0.250 (6.4)	-	0.375 (9.5)	3.200 (81.3)	1	2,500	i75-R4300

Non-Reflow Non-Preheat High-Temp Polyimide Labels

(B-777)

- For pre-process circuit board identification
- Does not require reflow or pre-heating for repeat exposure to harsh processes
- Designed to withstand processes, fluxes and solvents used in circuit board manufacturing
- Consult technical data sheet for complete performance and ribbon usage criteria

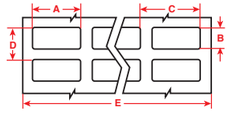

Figure 1

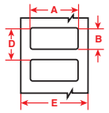

Figure 2

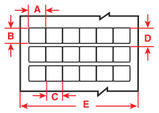

Figure 4

Diagram	Catalog #	Color	Label Width A Inch (mm)	Label Height B Inch (mm)	Horiz. Repeat C Inch (mm)	Vert. Repeat D Inch (mm)	Web Width E Inch (mm)	Labels Per Row	Labels Per Pkg	Rec. Ribbon
Fig. 4	THT-11-777-10	White	0.250 (6.4)	0.250 (6.4)	0.250 (6.4)	0.375 (9.5)	3.200 (81.3)	12	10,000	i75-R6302
Fig. 1	THT-14-777-10	White	0.650 (16.5)	0.200 (5.1)	0.700 (17.8)	0.300 (7.6)	2.950 (74.9)	4	10,000	i75-R6302
Fig. 2	THT-47-777-10	White	0.650 (16.5)	0.200 (5.1)	-	0.300 (7.6)	0.850 (21.6)	1	10,000	i75-R6306
Fig. 1	THT-1-777-10	White	0.750 (19.1)	0.250 (6.4)	0.800 (20.3)	0.350 (8.9)	3.350 (85.1)	4	10,000	i75-R6302
Fig. 2	THT-46-777-10	White	0.750 (19.1)	0.250 (6.4)	-	0.350 (8.9)	0.950 (24.1)	1	10,000	i75-R6306
Fig. 2	THT-59-777-10	White	1.000 (25.4)	0.500 (12.7)	-	0.600 (15.2)	1.200 (30.5)	1	5,000	i75-R6306
Fig. 2	THT-103-777-10	White	1.000 (25.4)	0.250 (6.4)	-	0.350 (8.9)	1.200 (30.5)	1	10,000	i75-R6306
Fig. 2	THT-43-777-10	White	1.250 (31.8)	0.250 (6.4)	-	0.350 (8.9)	1.450 (36.8)	1	10,000	i75-R6306
Fig. 2	THT-45-777-10	White	1.500 (38.1)	0.250 (6.4)	-	0.350 (8.9)	1.700 (43.2)	1	10,000	i75-R6306
Fig. 2	THT-15-777-2.5	White	2.000 (50.8)	0.250 (6.4)	-	0.375 (9.5)	2.200 (55.9)	1	2,500	i75-R6300

Factory Made Custom Laser Engravable Traceability Labels

B-730: Black matte laser markable polyimide (PI)

B-731: Black matte electrostatic dissipative (ESD) laser markable (PI)

B-421: Black matte laser markable polyester (PET)

Laser marking or engraving is a complimentary process to thermal heat transfer. While laser engraving is slower than THT, it is second to none in print permanence. The printing process of these labels also creates a very high resolution print. So precise that it can reach up to 1200 dpi, making it ideal for the small font applications that are often required in electrical component boards.

Other features include:

- Repeated harsh aqueous cleaning resistance
- High temperature, wave soldering resistance up to 572° F (300° C)
- Custom sizes engineered-to-order and ready to ship in under 3 weeks
- Compatibility with most IR laser marking systems
- Optional ESD prevention layers
- Reduced rework issues related to direct laser marking board materials



Contact Brady for a custom quote.

Raised Profile Labels – Engraved Plate Substitutes – Rectangular Style

(B-593)

- Costs up to 80% less than engraved legend plates
- High-gloss, polyester label with thick raised profile and ultra-aggressive adhesive (0.70 mm thick)
- Ideal for front-of-panel identification as well as inside-panel backer board labels and component identification
- Costs up to 80% less than engraved plates and prints out in about 4 seconds
- 10-year outdoor durability rating

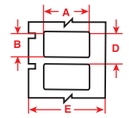

Figure 62

Diagram	Catalog #	Color	Label Width A Inch (mm)	Label Height B Inch (mm)	Vert. Repeat D Inch (mm)	Web Width E Inch (mm)	Labels Per Row	Labels Per Pkg	Rec. Ribbon
Fig. 62	THTEP-171-593-.5	White	1.060 (27.0)	0.490 (12.5)	0.625 (15.9)	1.260 (32.0)	1	500	i75-R6006
Fig. 62	THTEP171-593-.25	White	1.060 (27.0)	0.490 (12.5)	0.625 (15.9)	1.260 (32.0)	1	250	i75-R6006
Fig. 62	THTEP-172-593-.5	White	1.770 (45.0)	0.590 (15.0)	0.725 (18.5)	1.970 (50.0)	1	500	i75-R6000
Fig. 62	THTEP172-593-.25	White	1.770 (45.0)	0.590 (15.0)	0.725 (18.5)	1.970 (50.0)	1	250	i75-R6000
Fig. 62	THTEP-173-593-.5	White	2.000 (50.8)	1.000 (25.4)	1.125 (28.5)	2.200 (55.9)	1	500	i75-R6000
Fig. 62	THTEP173-593-.25	White	2.000 (50.8)	1.000 (25.4)	1.125 (28.5)	2.200 (55.9)	1	250	i75-R6000
Fig. 62	THTEP-175-593-.5	White	3.000 (76.2)	0.750 (19.1)	0.875 (22.2)	3.200 (81.3)	1	500	i75-R6007
Fig. 62	THTEP175-593-.25	White	3.000 (76.2)	0.750 (19.1)	0.875 (22.2)	3.200 (81.3)	1	250	i75-R6007
Fig. 62	THTEP-176-593-.5	White	3.000 (76.2)	1.000 (25.4)	1.125 (28.5)	3.200 (81.3)	1	500	i75-R6007
Fig. 62	THTEP176-593-.25	White	3.000 (76.2)	1.000 (25.4)	1.125 (28.5)	3.200 (81.3)	1	250	i75-R6007
Fig. 62	THTEP-177-593-.5	White	3.000 (76.2)	2.500 (63.5)	2.625 (67.0)	3.200 (81.3)	1	500	i75-R6007
Fig. 62	THTEP177-593-.25	White	3.000 (76.2)	2.500 (63.5)	2.625 (67.0)	3.200 (81.3)	1	250	i75-R6007
Fig. 62	THTEP-178-593-.5	White	3.000 (76.2)	3.500 (88.9)	3.625 (92.0)	3.200 (81.3)	1	500	i75-R6007
Fig. 62	THTEP178-593-.25	White	3.000 (76.2)	3.500 (88.9)	3.625 (92.0)	3.200 (81.3)	1	250	i75-R6007
Fig. 62	THTEP-174-593-.5	White	4.000 (101.6)	1.000 (25.4)	1.125 (28.5)	4.200 (106.7)	1	500	i75-R6007
Fig. 62	THTEP174-593-.25	White	4.000 (101.6)	1.000 (25.4)	1.125 (28.5)	4.200 (106.7)	1	250	i75-R6007
Fig. 62	THTEP-171-593-.5YL	Yellow	1.060 (27.0)	0.490 (12.5)	0.625 (15.9)	1.260 (32.0)	1	500	i75-R6006
Fig. 62	THTEP171-593-.25YL	Yellow	1.060 (27.0)	0.490 (12.5)	0.625 (15.9)	1.260 (32.0)	1	250	i75-R6006
Fig. 62	THTEP-172-593-.5YL	Yellow	1.770 (45.0)	0.590 (15.0)	0.725 (18.5)	1.970 (50.0)	1	500	i75-R6000
Fig. 62	THTEP172-593-.25YL	Yellow	1.770 (45.0)	0.590 (15.0)	0.725 (18.5)	1.970 (50.0)	1	250	i75-R6000
Fig. 62	THTEP-173-593-.5YL	Yellow	2.000 (50.8)	1.000 (25.4)	1.125 (28.5)	2.200 (55.9)	1	500	i75-R6000
Fig. 62	THTEP173-593-.25YL	Yellow	2.000 (50.8)	1.000 (25.4)	1.125 (28.5)	2.200 (55.9)	1	250	i75-R6000
Fig. 62	THTEP-175-593-.5YL	Yellow	3.000 (76.2)	0.750 (19.1)	0.875 (22.2)	3.200 (81.3)	1	500	i75-R6007
Fig. 62	THTEP175-593-.25YL	Yellow	3.000 (76.2)	0.750 (19.1)	0.875 (22.2)	3.200 (81.3)	1	250	i75-R6007
Fig. 62	THTEP-176-593-.5YL	Yellow	3.000 (76.2)	1.000 (25.4)	1.125 (28.5)	3.200 (81.3)	1	500	i75-R6007
Fig. 62	THTEP176-593-.25YL	Yellow	3.000 (76.2)	1.000 (25.4)	1.125 (28.5)	3.200 (81.3)	1	250	i75-R6007
Fig. 62	THTEP-177-593-.5YL	Yellow	3.000 (76.2)	2.500 (63.5)	2.625 (67.0)	3.200 (81.3)	1	500	i75-R6007
Fig. 62	THTEP177-593-.25YL	Yellow	3.000 (76.2)	2.500 (63.5)	2.625 (67.0)	3.200 (81.3)	1	250	i75-R6007
Fig. 62	THTEP-178-593-.5YL	Yellow	3.000 (76.2)	3.500 (88.9)	3.625 (92.0)	3.200 (81.3)	1	500	i75-R6007
Fig. 62	THTEP178-593-.25YL	Yellow	3.000 (76.2)	3.500 (88.9)	3.625 (92.0)	3.200 (81.3)	1	250	i75-R6007
Fig. 62	THTEP-174-593-.5YL	Yellow	4.000 (101.6)	1.000 (25.4)	1.125 (28.5)	4.200 (106.7)	1	500	i75-R6007
Fig. 62	THTEP174-593-.25YL	Yellow	4.000 (101.6)	1.000 (25.4)	1.125 (28.5)	4.200 (106.7)	1	250	i75-R6007
Fig. 62	THTEP-171-593-.5BK	Black	1.060 (27.0)	0.490 (12.5)	0.625 (15.9)	1.260 (32.0)	1	500	i75-R4400-WT
Fig. 62	THTEP171-593-.25BK	Black	1.060 (27.0)	0.490 (12.5)	0.625 (15.9)	1.260 (32.0)	1	250	i75-R4400-WT
Fig. 62	THTEP172-593-.25BK	Black	1.770 (45.0)	0.590 (15.0)	0.725 (18.5)	1.970 (50.0)	1	250	i75-R4400-WT
Fig. 62	THTEP-172-593-.5BK	Black	1.770 (45.0)	0.590 (15.0)	0.725 (18.5)	1.970 (50.0)	1	500	i75-R4400-WT
Fig. 62	THTEP-173-593-.5BK	Black	2.000 (50.8)	1.000 (25.4)	1.125 (28.5)	2.200 (55.9)	1	500	i75-R4400-WT
Fig. 62	THTEP173-593-.25BK	Black	2.000 (50.8)	1.000 (25.4)	1.125 (28.5)	2.200 (55.9)	1	250	i75-R4400-WT
Fig. 62	THTEP-175-593-.5BK	Black	3.000 (76.2)	0.750 (19.1)	0.875 (22.2)	3.200 (81.3)	1	500	i75-R4407-WT
Fig. 62	THTEP175-593-.25BK	Black	3.000 (76.2)	0.750 (19.1)	0.875 (22.2)	3.200 (81.3)	1	250	i75-R4407-WT
Fig. 62	THTEP-176-593-.5BK	Black	3.000 (76.2)	1.000 (25.4)	1.125 (28.5)	3.200 (81.3)	1	500	i75-R4407-WT
Fig. 62	THTEP176-593-.25BK	Black	3.000 (76.2)	1.000 (25.4)	1.125 (28.5)	3.200 (81.3)	1	250	i75-R4407-WT
Fig. 62	THTEP-177-593-.5BK	Black	3.000 (76.2)	2.500 (63.5)	2.625 (67.0)	3.200 (81.3)	1	500	i75-R4407-WT
Fig. 62	THTEP177-593-.25BK	Black	3.000 (76.2)	2.500 (63.5)	2.625 (67.0)	3.200 (81.3)	1	250	i75-R4407-WT
Fig. 62	THTEP-178-593-.5BK	Black	3.000 (76.2)	3.500 (88.9)	3.625 (92.0)	3.200 (81.3)	1	500	i75-R4407-WT
Fig. 62	THTEP178-593-.25BK	Black	3.000 (76.2)	3.500 (88.9)	3.625 (92.0)	3.200 (81.3)	1	250	i75-R4407-WT
Fig. 62	THTEP-174-593-.5BK	Black	4.000 (101.6)	1.000 (25.4)	1.125 (28.5)	4.200 (106.7)	1	500	i75-R4407-WT
Fig. 62	THTEP174-593-.25BK	Black	4.000 (101.6)	1.000 (25.4)	1.125 (28.5)	4.200 (106.7)	1	250	i75-R4407-WT

Brady B-593 Rectangular Raised Polyester Labels continue on following page.

Diagram	Catalog #	Color	Label Width A Inch (mm)	Label Height B Inch (mm)	Vert. Repeat D Inch (mm)	Web Width E Inch (mm)	Labels Per Row	Labels Per Pkg	Rec. Ribbon
Fig. 62	THTEP-171-593-.5GN	Green	1.060 (27.0)	0.490 (12.5)	0.625 (15.9)	1.260 (32.0)	1	500	i75-R4400-WT
Fig. 62	THTEP171-593-.25GN	Green	1.060 (27.0)	0.490 (12.5)	0.625 (15.9)	1.260 (32.0)	1	250	i75-R4400-WT
Fig. 62	THTEP-172-593-.5GN	Green	1.770 (45.0)	0.590 (15.0)	0.725 (18.5)	1.970 (50.0)	1	500	i75-R4400-WT
Fig. 62	THTEP172-593-.25GN	Green	1.770 (45.0)	0.590 (15.0)	0.725 (18.5)	1.970 (50.0)	1	250	i75-R4400-WT
Fig. 62	THTEP-173-593-.5GN	Green	2.000 (50.8)	1.000 (25.4)	1.125 (28.5)	2.200 (55.9)	1	500	i75-R4400-WT
Fig. 62	THTEP173-593-.25GN	Green	2.000 (50.8)	1.000 (25.4)	1.125 (28.5)	2.200 (55.9)	1	250	i75-R4400-WT
Fig. 62	THTEP-175-593-.5GN	Green	3.000 (76.2)	0.750 (19.1)	0.875 (22.2)	3.200 (81.3)	1	500	i75-R4407-WT
Fig. 62	THTEP175-593-.25GN	Green	3.000 (76.2)	0.750 (19.1)	0.875 (22.2)	3.200 (81.3)	1	250	i75-R4407-WT
Fig. 62	THTEP-176-593-.5GN	Green	3.000 (76.2)	1.000 (25.4)	1.125 (28.5)	3.200 (81.3)	1	500	i75-R4407-WT
Fig. 62	THTEP176-593-.25GN	Green	3.000 (76.2)	1.000 (25.4)	1.125 (28.5)	3.200 (81.3)	1	250	i75-R4407-WT
Fig. 62	THTEP-177-593-.5GN	Green	3.000 (76.2)	2.500 (63.5)	2.625 (67.0)	3.200 (81.3)	1	500	i75-R4407-WT
Fig. 62	THTEP177-593-.25GN	Green	3.000 (76.2)	2.500 (63.5)	2.625 (67.0)	3.200 (81.3)	1	250	i75-R4407-WT
Fig. 62	THTEP-178-593-.5GN	Green	3.000 (76.2)	3.500 (88.9)	3.625 (92.0)	3.200 (81.3)	1	500	i75-R4407-WT
Fig. 62	THTEP178-593-.25GN	Green	3.000 (76.2)	3.500 (88.9)	3.625 (92.0)	3.200 (81.3)	1	250	i75-R4407-WT
Fig. 62	THTEP-174-593-.5GN	Green	4.000 (101.6)	1.000 (25.4)	1.125 (28.5)	4.200 (106.7)	1	500	i75-R4407-WT
Fig. 62	THTEP174-593-.25GN	Green	4.000 (101.6)	1.000 (25.4)	1.125 (28.5)	4.200 (106.7)	1	250	i75-R4407-WT
Fig. 62	THTEP-171-593-.5RD	Red	1.060 (27.0)	0.490 (12.5)	0.625 (15.9)	1.260 (32.0)	1	500	i75-R4400-WT
Fig. 62	THTEP171-593-.25RD	Red	1.060 (27.0)	0.490 (12.5)	0.625 (15.9)	1.260 (32.0)	1	250	i75-R4400-WT
Fig. 62	THTEP-172-593-.5RD	Red	1.770 (45.0)	0.590 (15.0)	0.725 (18.5)	1.970 (50.0)	1	500	i75-R4400-WT
Fig. 62	THTEP172-593-.25RD	Red	1.770 (45.0)	0.590 (15.0)	0.725 (18.5)	1.970 (50.0)	1	250	i75-R4400-WT
Fig. 62	THTEP-173-593-.5RD	Red	2.000 (50.8)	1.000 (25.4)	1.125 (28.5)	2.200 (55.9)	1	500	i75-R4400-WT
Fig. 62	THTEP173-593-.25RD	Red	2.000 (50.8)	1.000 (25.4)	1.125 (28.5)	2.200 (55.9)	1	250	i75-R4400-WT
Fig. 62	THTEP-175-593-.5RD	Red	3.000 (76.2)	0.750 (19.1)	0.875 (22.2)	3.200 (81.3)	1	500	i75-R4407-WT
Fig. 62	THTEP-176-593-.5RD	Red	3.000 (76.2)	1.000 (25.4)	1.125 (28.5)	3.200 (81.3)	1	500	i75-R4407-WT
Fig. 62	THTEP-177-593-.5RD	Red	3.000 (76.2)	2.500 (63.5)	2.625 (67.0)	3.200 (81.3)	1	500	i75-R4407-WT
Fig. 62	THTEP-178-593-.5RD	Red	3.000 (76.2)	3.500 (88.9)	3.625 (92.0)	3.200 (81.3)	1	500	i75-R4407-WT
Fig. 62	THTEP-174-593-.5RD	Red	4.000 (101.6)	1.000 (25.4)	1.125 (28.5)	4.200 (106.7)	1	500	i75-R4407-WT
Fig. 62	THTEP174-593-.25RD	Red	4.000 (101.6)	1.000 (25.4)	1.125 (28.5)	4.200 (106.7)	1	250	i75-R4407-WT
Fig. 62	THTEP-171-593-.5SL	Silver	1.060 (27.0)	0.490 (12.5)	0.625 (15.9)	1.260 (32.0)	1	500	i75-R6006
Fig. 62	THTEP171-593-.25SL	Silver	1.060 (27.0)	0.490 (12.5)	0.625 (15.9)	1.260 (32.0)	1	250	i75-R6006
Fig. 62	THTEP-172-593-.5SL	Silver	1.770 (45.0)	0.590 (15.0)	0.725 (18.5)	1.970 (50.0)	1	500	i75-R6000
Fig. 62	THTEP172-593-.25SL	Silver	1.770 (45.0)	0.590 (15.0)	0.725 (18.5)	1.970 (50.0)	1	250	i75-R6000
Fig. 62	THTEP-173-593-.5SL	Silver	2.000 (50.8)	1.000 (25.4)	1.125 (28.5)	2.200 (55.9)	1	500	i75-R6000
Fig. 62	THTEP173-593-.25SL	Silver	2.000 (50.8)	1.000 (25.4)	1.125 (28.5)	2.200 (55.9)	1	250	i75-R6000
Fig. 62	THTEP-175-593-.5SL	Silver	3.000 (76.2)	0.750 (19.1)	0.875 (22.2)	3.200 (81.3)	1	500	i75-R6007
Fig. 62	THTEP-176-593-.5SL	Silver	3.000 (76.2)	1.000 (25.4)	1.125 (28.5)	3.200 (81.3)	1	500	i75-R6007
Fig. 62	THTEP-177-593-.5SL	Silver	3.000 (76.2)	2.500 (63.5)	2.625 (67.0)	3.200 (81.3)	1	250	i75-R6007
Fig. 62	THTEP-178-593-.5SL	Silver	3.000 (76.2)	3.500 (88.9)	3.625 (92.0)	3.200 (81.3)	1	500	i75-R6007
Fig. 62	THTEP178-593-.25SL	Silver	3.000 (76.2)	3.500 (88.9)	3.625 (92.0)	3.200 (81.3)	1	250	i75-R6007
Fig. 62	THTEP-174-593-.5SL	Silver	4.000 (101.6)	1.000 (25.4)	1.125 (28.5)	4.200 (106.7)	1	500	i75-R6007
Fig. 62	THTEP174-593-.25SL	Silver	4.000 (101.6)	1.000 (25.4)	1.125 (28.5)	4.200 (106.7)	1	250	i75-R6007

Raised Profile Labels – Engraved Plate Substitutes – Push Button Style

(B-593)

- Costs up to 80% less than engraved legend plates
- High gloss, polyester label with thick raised profile and ultra-aggressive adhesive (0.70 mm thick)
- High-performance, low-cost substitute to engraved plates
- 10-year outdoor durability rating
- 5 push button sizes (including keyed and non-keyed 22.5 mm and 30.5 mm hole dia. keyed)

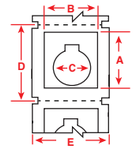

Figure 18 (w/ key)

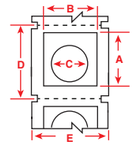

Figure 18b (no key)

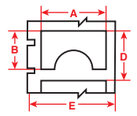

Figure 22

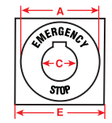

Figure 23a Pre-printed with "Emergency Stop"

Diagram	Catalog #	Color	Label Width A Inch (mm)	Label Height B Inch (mm)	Hole Dia. C Inch (mm)	Vert. Repeat D Inch (mm)	Web Width E Inch (mm)	Labels Per Row	Labels Per Pkg	Rec. Ribbon
Labels with fully enclosed button										
Fig. 18	THTEP-167-593-.5	White	1.200 (30.5)	1.500 (38.1)	0.886 (22.5)	1.625 (41.3)	1.400 (35.5)	1	500	i75-R6006
Fig. 18	THTEP167-593-.25	White	1.200 (30.5)	1.500 (38.1)	0.886 (22.5)	1.625 (41.3)	1.400 (35.5)	1	250	i75-R6006
Fig. 18b	THTEP167U-593-.5	White	1.200 (30.5)	1.500 (38.1)	0.886 (22.5)	1.625 (41.3)	1.400 (35.5)	1	500	i75-R6006
Fig. 18	THTEP-168-593-.5	White	1.200 (30.5)	1.900 (48.3)	0.886 (22.5)	2.125 (54.0)	1.400 (35.5)	1	500	i75-R6006
Fig. 18	THTEP168-593-.25	White	1.200 (30.5)	1.900 (48.3)	0.886 (22.5)	2.125 (54.0)	1.400 (35.5)	1	250	i75-R6006
Fig. 18	THTEP-169-593-.5	White	1.800 (45.7)	1.800 (45.7)	1.201 (30.5)	2.000 (51.0)	2.000 (50.8)	1	500	i75-R6000
Fig. 18	THTEP169-593-.25	White	1.800 (45.7)	1.800 (45.7)	1.201 (30.5)	2.000 (51.0)	2.000 (50.8)	1	250	i75-R6000
Fig. 18	THTEP-170-593-.5	White	2.400 (61.0)	2.400 (61.0)	1.201 (30.5)	2.625 (67.0)	2.600 (66.0)	1	500	i75-R6002
Fig. 18	THTEP170-593-.25	White	2.400 (61.0)	2.400 (61.0)	1.201 (30.5)	2.625 (67.0)	2.600 (66.0)	1	250	i75-R6002
Fig. 18	THTEP-167-593-.5YL	Yellow	1.200 (30.5)	1.500 (38.1)	0.886 (22.5)	1.625 (41.3)	1.400 (35.5)	1	500	i75-R6006
Fig. 18	THTEP167-593-.25YL	Yellow	1.200 (30.5)	1.500 (38.1)	0.886 (22.5)	1.625 (41.3)	1.400 (35.5)	1	250	i75-R6006
Fig. 18b	THTEP167U-593-.5YL	Yellow	1.200 (30.5)	1.500 (38.1)	0.886 (22.5)	1.625 (41.3)	1.400 (35.5)	1	500	i75-R6006
Fig. 18	THTEP-168-593-.5YL	Yellow	1.200 (30.5)	1.900 (48.3)	0.886 (22.5)	2.125 (54.0)	1.400 (35.5)	1	500	i75-R6006
Fig. 18	THTEP168-593-.25YL	Yellow	1.200 (30.5)	1.900 (48.3)	0.886 (22.5)	2.125 (54.0)	1.400 (35.5)	1	250	i75-R6006
Fig. 18	THTEP-169-593-.5YL	Yellow	1.800 (45.7)	1.800 (45.7)	1.201 (30.5)	2.000 (51.0)	2.000 (50.8)	1	500	i75-R6000
Fig. 18	THTEP169-593-.25YL	Yellow	1.800 (45.7)	1.800 (45.7)	1.201 (30.5)	2.000 (51.0)	2.000 (50.8)	1	250	i75-R6000
Fig. 18	THTEP-170-593-.5YL	Yellow	2.400 (61.0)	2.400 (61.0)	1.201 (30.5)	2.625 (67.0)	2.600 (66.0)	1	500	i75-R6002
Fig. 18	THTEP170-593-.25YL	Yellow	2.400 (61.0)	2.400 (61.0)	1.201 (30.5)	2.625 (67.0)	2.600 (66.0)	1	250	i75-R6002
Fig. 18	THTEP-167-593-.5BK	Black	1.200 (30.5)	1.500 (38.1)	0.886 (22.5)	1.625 (41.3)	1.400 (35.5)	1	500	i75-R4400-WT
Fig. 18	THTEP167-593-.25BK	Black	1.200 (30.5)	1.500 (38.1)	0.886 (22.5)	1.625 (41.3)	1.400 (35.5)	1	250	i75-R4400-WT
Fig. 18b	THTEP167U-593-.5BK	Black	1.200 (30.5)	1.500 (38.1)	0.886 (22.5)	1.625 (41.3)	1.400 (35.5)	1	500	i75-R4400-WT
Fig. 18	THTEP-168-593-.5BK	Black	1.200 (30.5)	1.900 (48.3)	0.886 (22.5)	2.125 (54.0)	1.400 (35.5)	1	500	i75-R4400-WT
Fig. 18	THTEP168-593-.25BK	Black	1.200 (30.5)	1.900 (48.3)	0.886 (22.5)	2.125 (54.0)	1.400 (35.5)	1	250	i75-R4400-WT
Fig. 18	THTEP-169-593-.5BK	Black	1.800 (45.7)	1.800 (45.7)	1.201 (30.5)	2.000 (51.0)	2.000 (50.8)	1	500	i75-R4400-WT
Fig. 18	THTEP169-593-.25BK	Black	1.800 (45.7)	1.800 (45.7)	1.201 (30.5)	2.000 (51.0)	2.000 (50.8)	1	250	i75-R4400-WT
Fig. 18	THTEP-170-593-.5BK	Black	2.400 (61.0)	2.400 (61.0)	1.201 (30.5)	2.625 (67.0)	2.600 (66.0)	1	500	i75-R4402-WT
Fig. 18	THTEP170-593-.25BK	Black	2.400 (61.0)	2.400 (61.0)	1.201 (30.5)	2.625 (67.0)	2.600 (66.0)	1	250	i75-R4402-WT
Fig. 18	THTEP-167-593-.5GN	Green	1.200 (30.5)	1.500 (38.1)	0.886 (22.5)	1.625 (41.3)	1.400 (35.5)	1	500	i75-R4400-WT
Fig. 18	THTEP167-593-.25GN	Green	1.200 (30.5)	1.500 (38.1)	0.886 (22.5)	1.625 (41.3)	1.400 (35.5)	1	250	i75-R4400-WT
Fig. 18b	THTEP167U-593-.5GN	Green	1.200 (30.5)	1.500 (38.1)	0.886 (22.5)	1.625 (41.3)	1.400 (35.5)	1	500	i75-R4400-WT
Fig. 18	THTEP-168-593-.5GN	Green	1.200 (30.5)	1.900 (48.3)	0.886 (22.5)	2.125 (54.0)	1.400 (35.5)	1	500	i75-R4400-WT
Fig. 18	THTEP168-593-.25GN	Green	1.200 (30.5)	1.900 (48.3)	0.886 (22.5)	2.125 (54.0)	1.400 (35.5)	1	250	i75-R4400-WT
Fig. 18	THTEP-169-593-.5GN	Green	1.800 (45.7)	1.800 (45.7)	1.201 (30.5)	2.000 (51.0)	2.000 (50.8)	1	500	i75-R4400-WT
Fig. 18	THTEP169-593-.25GN	Green	1.800 (45.7)	1.800 (45.7)	1.201 (30.5)	2.000 (51.0)	2.000 (50.8)	1	250	i75-R4400-WT
Fig. 18	THTEP-170-593-.5GN	Green	2.400 (61.0)	2.400 (61.0)	1.201 (30.5)	2.625 (67.0)	2.600 (66.0)	1	500	i75-R4402-WT
Fig. 18	THTEP170-593-.25GN	Green	2.400 (61.0)	2.400 (61.0)	1.201 (30.5)	2.625 (67.0)	2.600 (66.0)	1	250	i75-R4402-WT
Fig. 18	THTEP-167-593-.5RD	Red	1.200 (30.5)	1.500 (38.1)	0.886 (22.5)	1.625 (41.3)	1.400 (35.5)	1	500	i75-R4400-WT
Fig. 18	THTEP167-593-.25RD	Red	1.200 (30.5)	1.500 (38.1)	0.886 (22.5)	1.625 (41.3)	1.400 (35.5)	1	250	i75-R4400-WT
Fig. 18b	THTEP167U-593-.5RD	Red	1.200 (30.5)	1.500 (38.1)	0.886 (22.5)	1.625 (41.3)	1.400 (35.5)	1	500	i75-R4400-WT
Fig. 18	THTEP-168-593-.5RD	Red	1.200 (30.5)	1.900 (48.3)	0.886 (22.5)	2.125 (54.0)	1.400 (35.5)	1	500	i75-R4400-WT
Fig. 18	THTEP168-593-.25RD	Red	1.200 (30.5)	1.900 (48.3)	0.886 (22.5)	2.125 (54.0)	1.400 (35.5)	1	250	i75-R4400-WT
Fig. 18	THTEP-169-593-.5RD	Red	1.800 (45.7)	1.800 (45.7)	1.201 (30.5)	2.000 (51.0)	2.000 (50.8)	1	500	i75-R4400-WT
Fig. 18	THTEP169-593-.25RD	Red	1.800 (45.7)	1.800 (45.7)	1.201 (30.5)	2.000 (51.0)	2.000 (50.8)	1	250	i75-R4400-WT
Fig. 18	THTEP-170-593-.5RD	Red	2.400 (61.0)	2.400 (61.0)	1.201 (30.5)	2.625 (67.0)	2.600 (66.0)	1	500	i75-R4402-WT
Fig. 18	THTEP170-593-.25RD	Red	2.400 (61.0)	2.400 (61.0)	1.201 (30.5)	2.625 (67.0)	2.600 (66.0)	1	250	i75-R4402-WT

Diagram	Catalog #	Color	Label Width A Inch (mm)	Label Height B Inch (mm)	Hole Dia. Inch (mm)	Vert. Repeat D Inch (mm)	Web Width E Inch (mm)	Labels/ Row	Labels/ Pkg	Rec. Ribbon
Labels with half-enclosed button										
Fig. 22	THTEP-180-593-.5	White	1.890 (48.0)	1.300 (33.0)	1.201 (30.5)	1.425 (36.2)	2.090 (53.1)	1	500	i75-R6000
Fig. 22	THTEP180-593-.25	White	1.890 (48.0)	1.300 (33.0)	1.201 (30.5)	1.425 (36.2)	2.090 (53.1)	1	250	i75-R6000
Fig. 22	THTEP-181-593-.5	White	2.400 (61.0)	2.000 (50.8)	1.201 (30.5)	2.125 (54.0)	2.610 (66.3)	1	500	i75-R6002
Fig. 22	THTEP181-593-.25	White	2.400 (61.0)	2.000 (50.8)	1.201 (30.5)	2.125 (54.0)	2.610 (66.3)	1	250	i75-R6002
Circular Labels pre-printed with "Emergency Stop" non-printable										
Fig. 23a	THTEP-247-593YL	Black on Yellow	2.360 (59.9) dia.	-	0.886 (22.5)	-	-	1	25	N/A Non-printable
Fig. 23a	THTEP-196-593YL	Black on Yellow	2.360 (59.9) dia.	-	1.201 (30.5)	-	-	1	25	N/A Non-printable
Fig. 23a	THTEP-248-593YL	Black on Yellow	3.500 (88.9) dia.	-	0.886 (22.5)	-	-	1	25	N/A Non-printable
Fig. 23a	THTEP-197-593YL	Black on Yellow	3.500 (88.9) dia.	-	1.201 (30.5)	-	-	1	25	N/A Non-printable
Fig. 23a	THTEP-247-593RD	White on Red	2.360 (59.9) dia.	-	0.886 (22.5)	-	-	1	25	N/A Non-printable
Fig. 23a	THTEP-196-593RD	White on Red	2.360 (59.9) dia.	-	1.201 (30.5)	-	-	1	25	N/A Non-printable
Fig. 23a	THTEP-248-593RD	White on Red	3.500 (88.9) dia.	-	0.886 (22.5)	-	-	1	25	N/A Non-printable
Fig. 23a	THTEP-197-593RD	White on Red	3.500 (88.9) dia.	-	1.201 (30.5)	-	-	1	25	N/A Non-printable

Overlaminate Label Sized for Raised Profile Labels

(B-966B)

- A non-printable overlaminate that when applied over a printed label
- Provides extra abrasion and chemical resistance

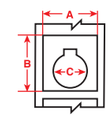

Figure 18

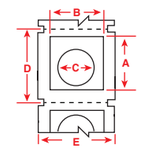

Figure 18b

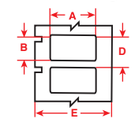

Figure 62

Diagram	Catalog #	Color	Label Width A Inch (mm)	Label Height B Inch (mm)	Vert. Repeat D Inch (mm)	Web Width E Inch (mm)	Labels Per Row	Labels Per Pkg	Rec. Ribbon
Fig. 62	THTOL-171-966B-1	Clear	1.060 (27.0)	0.490 (12.5)	0.625 (15.9)	1.386 (35.2)	1	1,000	N/A non-printable
Fig. 18	THTOL-167-966B-1	Clear	1.200 (30.5)	1.500 (38.1)	1.625 (41.3)	1.525 (38.7)	1	1,000	N/A non-printable
Fig. 18b	THTOL-167U-966B-1	Clear	1.200 (30.5)	1.500 (38.1)	1.625 (41.3)	1.525 (38.7)	1	1,000	N/A non-printable
Fig. 18	THTOL-168-966B-1	Clear	1.200 (30.5)	1.900 (48.3)	2.125 (54.0)	1.525 (38.7)	1	1,000	N/A non-printable
Fig. 62	THTOL-172-966B-1	Clear	1.770 (45.0)	0.590 (15.0)	0.725 (18.4)	2.096 (53.2)	1	1,000	N/A non-printable
Fig. 18	THTOL-169-966B-1	Clear	1.800 (45.7)	1.800 (45.7)	2.000 (50.8)	2.125 (54.0)	1	1,000	N/A non-printable
Fig. 62	THTOL-173-966B-1	Clear	2.000 (50.8)	1.000 (25.4)	1.125 (28.6)	2.326 (59.1)	1	1,000	N/A non-printable
Fig. 18	THTOL-170-966B-1	Clear	2.400 (61.0)	2.400 (61.0)	2.625 (66.7)	2.725 (69.2)	1	1,000	N/A non-printable
Fig. 62	THTOL-175-966B-1	Clear	3.000 (76.2)	0.750 (19.1)	0.875 (22.2)	3.326 (84.5)	1	1,000	N/A non-printable
Fig. 62	THTOL-176-966B-1	Clear	3.000 (76.2)	1.000 (25.4)	1.125 (28.6)	3.326 (84.5)	1	1,000	N/A non-printable
Fig. 62	THTOL-177-966B-1	Clear	3.000 (76.2)	2.500 (63.5)	2.625 (66.7)	3.326 (84.5)	1	1,000	N/A non-printable
Fig. 62	THTOL-178-966B-1	Clear	3.000 (76.2)	3.500 (88.9)	3.625 (92.1)	3.326 (84.5)	1	1,000	N/A non-printable
Fig. 62	THTOL-174-966B-1	Clear	4.000 (101.6)	1.000 (25.4)	1.125 (28.6)	4.326 (109.9)	1	1,000	N/A non-printable

Panel Rating Plate Labels

(B-486B, B-434A, B-8117, B-484A, B-8591)

- Variety of UL rated materials in larger sizes for labeling panels and enclosures
- High or aggressive adhesive on all materials for rugged durability on smooth or rough panel surfaces
- Consult technical data sheet for complete performance, texting and ribbon use related to UL / CSA compliance

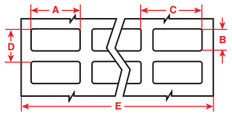

Figure 1

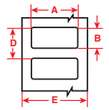

Figure 2

Diagram	Catalog #	Color	Label Width A Inch (mm)	Label Height B Inch (mm)	Horiz. Repeat C Inch (mm)	Vert. Repeat D Inch (mm)	Web Width E Inch (mm)	Labels Per Row	Labels Per Pkg	Rec. Ribbon
Metallized matte polyester (B-486B)										
Fig. 1	THT-5-486-10	Matte Lt. Gray	1.000 (25.4)	0.500 (12.7)	1.075 (27.3)	0.600 (15.2)	3.350 (85.1)	3	10,000	i75-R4300
Fig. 2	THT-59-486-10	Matte Lt. Gray	1.000 (25.4)	0.500 (12.7)	-	0.600 (15.2)	1.200 (30.5)	1	10,000	i75-R4306
Fig. 1	THT-37-486-10	Matte Lt. Gray	1.500 (38.1)	0.500 (12.7)	1.650 (41.9)	0.600 (15.2)	3.350 (85.1)	2	10,000	i75-R4300
Fig. 1	THT-6-486-10	Matte Lt. Gray	1.500 (38.1)	0.750 (19.1)	1.650 (41.9)	0.875 (22.2)	3.350 (85.1)	2	10,000	i75-R4300
Fig. 2	THT-17-486-3	Matte Lt. Gray	2.000 (50.8)	1.000 (25.4)	-	1.125 (28.6)	2.200 (55.9)	1	3,000	i75-R4302
Fig. 2	THT-53-486-3	Matte Lt. Gray	2.000 (50.8)	0.500 (12.7)	-	0.600 (15.2)	2.200 (55.9)	1	3,000	i75-R4302
Fig. 2	THT-7-486-3	Matte Lt. Gray	2.750 (69.9)	1.250 (31.8)	-	1.375 (34.9)	2.950 (74.9)	1	3,000	i75-R4300
Fig. 2	THT-18-486-3	Matte Lt. Gray	3.000 (76.2)	1.000 (25.4)	-	1.125 (28.6)	3.200 (81.3)	1	3,000	i75-R4300
Fig. 2	THT-19-486-1	Matte Lt. Gray	3.000 (76.2)	2.000 (50.8)	-	2.125 (54.0)	3.200 (81.3)	1	1,000	i75-R4300
Fig. 2	THT-184-486-1	Matte Lt. Gray	3.000 (76.2)	3.000 (76.2)	-	3.125 (79.38)	3.200 (81.3)	1	1,000	i75-R4300
Fig. 2	THT-161-486-1	Matte Lt. Gray	4.000 (101.6)	4.000 (101.6)	-	4.125 (104.8)	4.200 (106.7)	1	1,000	i75-R4307
Fig. 2	THT-25-486-1	Matte Lt. Gray	4.000 (101.6)	6.000 (152.4)	-	6.125 (155.58)	4.200 (106.7)	1	1,000	i75-R4307
Metallized gloss polyester (B-434A)										
Fig. 1	THT-5-434-10	Silver	1.000 (25.4)	0.500 (12.7)	1.075 (27.3)	0.600 (15.2)	3.350 (85.1)	3	10,000	i75-R6002
Fig. 1	THT-37-434-10	Silver	1.500 (38.1)	0.500 (12.7)	1.650 (41.9)	0.600 (15.2)	3.350 (85.1)	2	10,000	i75-R6002
Fig. 1	THT-6-434-10	Silver	1.500 (38.1)	0.750 (19.1)	1.650 (41.9)	0.875 (22.2)	3.350 (85.1)	2	10,000	i75-R6002
Fig. 2	THT-17-434-3	Silver	2.000 (50.8)	1.000 (25.4)	-	1.125 (28.6)	2.200 (55.9)	1	3,000	i75-R6000
Fig. 2	THT-18-434-3	Silver	3.000 (76.2)	1.000 (25.4)	-	1.125 (28.6)	3.200 (81.3)	1	3,000	i75-R6002
Fig. 2	THT-19-434-1	Silver	3.000 (76.2)	2.000 (50.8)	-	2.125 (54.0)	3.200 (81.3)	1	1,000	i75-R6002
Fig. 2	THT-55-434-1	Silver	4.000 (101.6)	2.000 (50.8)	-	2.125 (54.0)	4.200 (106.7)	1	1,000	i75-R6007
Multi-purpose matte black polyester (B-8117)										
Fig. 1	THT-1-8117-10	Black	0.750 (19.1)	0.250 (6.35)	0.800 (20.3)	0.350 (8.9)	3.350 (85.1)	4	10,000	i75-R6802-WT
Fig. 1	THT-5-8117-10	Black	1.000 (25.4)	0.500 (12.7)	1.075 (27.3)	0.625 (15.9)	3.350 (85.1)	3	10,000	i75-R6802-WT
Fig. 1	THT-6-8117-10	Black	1.500 (38.1)	0.750 (19.1)	1.650 (41.9)	0.875 (22.2)	3.350 (85.1)	2	10,000	i75-R6802-WT
Fig. 2	THT-53-8117-3	Black	2.000 (50.8)	0.500 (12.7)	-	0.600 (15.2)	2.200 (55.9)	1	3,000	i75-R6802-WT
Fig. 2	THT-17-8117-3	Black	2.000 (50.8)	1.000 (25.4)	-	1.125 (28.6)	2.200 (55.9)	1	3,000	i75-R6802-WT
Fig. 2	THT-18-8117-3	Black	3.000 (76.2)	1.000 (25.4)	-	1.125 (28.6)	3.200 (81.3)	1	3,000	i75-R6802-WT
Fig. 2	THT-19-8117-1	Black	3.000 (76.2)	2.000 (50.8)	-	2.125 (54.0)	3.200 (81.3)	1	1,000	i75-R6802-WT
Flexible polyester with aggressive adhesive for textured and angular or uneven surfaces (B-484A)										
Fig. 1	THT-5-484-10	White	1.000 (25.4)	0.500 (12.7)	1.075 (27.3)	0.600 (15.2)	3.350 (85.1)	3	10,000	i75-R6002
Fig. 2	THT-17-484-3	White	2.000 (50.8)	1.000 (25.4)	-	1.125 (28.6)	2.200 (55.9)	1	3,000	i75-R6000
Fig. 2	THT-18-484-3	White	3.000 (76.2)	1.000 (25.4)	-	1.125 (28.6)	3.200 (81.3)	1	3,000	i75-R6002
Fig. 2	THT-55-484-1	White	4.000 (101.6)	2.000 (50.8)	-	2.125 (54.0)	4.200 (106.7)	1	1,000	i75-R6007
Aggressive adhesive all-weather 12-year outdoor polyester (B-8591)										
Fig. 1	THT-11-8591-10-BK	Black	0.250 (6.35)	0.250 (6.35)	0.250 (6.4)	0.375 (9.5)	3.200 (81.3)	12	10,000	i75-R4402-WT
Fig. 1	THT-5-8591-10-BK	Black	1.000 (25.4)	0.500 (12.7)	1.075 (27.3)	0.625 (15.9)	3.350 (85.1)	3	10,000	i75-R4402-WT
Fig. 1	THT-6-8591-10-BK	Black	1.500 (38.1)	0.750 (19.1)	1.650 (41.9)	0.875 (22.2)	3.350 (85.1)	2	10,000	i75-R4402-WT
Fig. 2	THT-17-8591-3-BK	Black	2.000 (50.8)	1.000 (25.4)	-	1.125 (28.6)	2.200 (55.9)	1	3,000	i75-R4400-WT
Fig. 2	THT-18-8591-3-BK	Black	3.000 (76.2)	1.000 (25.4)	-	1.125 (28.6)	3.200 (81.3)	1	3,000	i75-R4402-WT
Fig. 2	THT-19-8591-1-BK	Black	3.000 (76.2)	2.000 (50.8)	-	2.125 (54.0)	3.200 (81.3)	1	1,000	i75-R4402-WT
Fig. 2	THT-55-8591-1-BK	Black	4.000 (101.6)	2.000 (50.8)	-	2.125 (54.0)	4.200 (106.7)	1	1,000	i75-R4407-WT
Fig. 2	THT-161-8591-1-BK	Black	4.000 (101.6)	4.000 (101.6)	-	4.125 (104.8)	4.200 (106.7)	1	1,000	i75-R4407-WT
Fig. 1	THT-11-8591-10-SL	Silver	0.250 (6.35)	0.250 (6.35)	0.250 (6.4)	0.375 (9.5)	3.200 (81.3)	12	10000	i75-R6602
Fig. 1	THT-5-8591-10-SL	Silver	1.000 (25.4)	0.500 (12.7)	1.075 (27.3)	0.625 (15.9)	3.350 (85.1)	3	10000	i75-R6602
Fig. 1	THT-6-8591-10-SL	Silver	1.500 (38.1)	0.750 (19.1)	1.650 (41.9)	0.875 (22.2)	3.350 (85.1)	2	10000	i75-R6602
Fig. 2	THT-17-8591-3-SL	Silver	2.000 (50.8)	1.000 (25.4)	-	1.125 (28.6)	2.200 (55.9)	1	3000	i75-R6600
Fig. 2	THT-18-8591-3-SL	Silver	3.000 (76.2)	1.000 (25.4)	-	1.125 (28.6)	3.200 (81.3)	1	3000	i75-R6602
Fig. 2	THT-19-8591-1-SL	Silver	3.000 (76.2)	2.000 (50.8)	-	2.125 (54.0)	3.200 (81.3)	1	1000	i75-R6602
Fig. 2	THT-55-8591-1-SL	Silver	4.000 (101.6)	2.000 (50.8)	-	2.125 (54.0)	4.200 (106.7)	1	1000	i75-R6607
Fig. 2	THT-161-8591-1-SL	Silver	4.000 (101.6)	4.000 (101.6)	-	4.125 (104.8)	4.200 (106.7)	1	1000	i75-R6607
Fig. 1	THT-11-8591-10-WT	White	0.250 (6.35)	0.250 (6.35)	0.250 (6.4)	0.375 (9.5)	3.200 (81.3)	12	10000	i75-R6602
Fig. 1	THT-5-8591-10-WT	White	1.000 (25.4)	0.500 (12.7)	1.075 (27.3)	0.625 (15.9)	3.350 (85.1)	3	10000	i75-R6602
Fig. 1	THT-6-8591-10-WT	White	1.500 (38.1)	0.750 (19.1)	1.650 (41.9)	0.875 (22.2)	3.350 (85.1)	2	10000	i75-R6602
Fig. 2	THT-17-8591-3-WT	White	2.000 (50.8)	1.000 (25.4)	-	1.125 (28.6)	2.200 (55.9)	1	3000	i75-R6600
Fig. 2	THT-18-8591-3-WT	White	3.000 (76.2)	1.000 (25.4)	-	1.125 (28.6)	3.200 (81.3)	1	3000	i75-R6602
Fig. 2	THT-19-8591-1-WT	White	3.000 (76.2)	2.000 (50.8)	-	2.125 (54.0)	3.200 (81.3)	1	1000	i75-R6602
Fig. 2	THT-55-8591-1-WT	White	4.000 (101.6)	2.000 (50.8)	-	2.125 (54.0)	4.200 (106.7)	1	1000	i75-R6607
Fig. 2	THT-161-8591-1-WT	White	4.000 (101.6)	4.000 (101.6)	-	4.125 (104.8)	4.200 (106.7)	1	1000	i75-R6607
Fig. 1	THT-11-8591-10-YL	Yellow	0.250 (6.35)	0.250 (6.35)	0.250 (6.4)	0.375 (9.5)	3.200 (81.3)	12	10000	i75-R6602
Fig. 1	THT-5-8591-10-YL	Yellow	1.000 (25.4)	0.500 (12.7)	1.075 (27.3)	0.625 (15.9)	3.350 (85.1)	3	10000	i75-R6602
Fig. 1	THT-6-8591-10-YL	Yellow	1.500 (38.1)	0.750 (19.1)	1.650 (41.9)	0.875 (22.2)	3.350 (85.1)	2	10000	i75-R6602
Fig. 2	THT-17-8591-3-YL	Yellow	2.000 (50.8)	1.000 (25.4)	-	1.125 (28.6)	2.200 (55.9)	1	3000	i75-R6600
Fig. 2	THT-18-8591-3-YL	Yellow	3.000 (76.2)	1.000 (25.4)	-	1.125 (28.6)	3.200 (81.3)	1	3000	i75-R6602
Fig. 2	THT-19-8591-1-YL	Yellow	3.000 (76.2)	2.000 (50.8)	-	2.125 (54.0)	3.200 (81.3)	1	1000	i75-R6602
Fig. 2	THT-55-8591-1-YL	Yellow	4.000 (101.6)	2.000 (50.8)	-	2.125 (54.0)	4.200 (106.7)	1	1000	i75-R6607
Fig. 2	THT-161-8591-1-YL	Yellow	4.000 (101.6)	4.000 (101.6)	-	4.125 (104.8)	4.200 (106.7)	1	1000	i75-R6607

UL-Rated Arc Flash Sign Header Labels

(B-483A pre-print headers)

- Pre-printed headers with user-printable zone F below
- Create your custom layout or use Arc Flash templates in Brady WorkStation software Arc Flash App
- UL rated glossy ultra-aggressive adhesive material adheres to smooth or highly textured, metal and non-metal surfaces

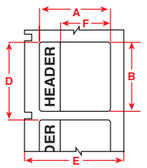

Figure 70c

Diagram	Catalog #	Color	Label Width A Inch (mm)	Label Height B Inch (mm)	Horiz. Repeat C Inch (mm)	Vert.Repeat D Inch (mm)	Web Width E Inch (mm)	Labels Per Row	Labels Per Pkg	Rec. Ribbon
Fig. 70c	THTEL-184-483-1-WA	Orange on White	3.000 (76.2)	3.000 (76.2)	-	3.125 (79.4)	3.200 (81.3)	1	2 rolls of 500	i75-R6002
Fig. 70c	THTEL-161-483-1-AV	Orange on White	4.000 (101.6)	4.000 (101.6)	-	4.125 (104.8)	4.200 (106.7)	1	2 rolls of 500	i75-R6007
Fig. 70c	THTEL-161-483-1-WA	Orange on White	4.000 (101.6)	4.000 (101.6)	-	4.125 (104.8)	4.200 (106.7)	1	2 rolls of 500	i75-R6007
Fig. 70c	THTEL-25-483-.5-WA	Orange on White	6.000 (152.4)	4.000 (101.6)	-	6.125 (155.6)	4.200 (106.7)	1	500	i75-R6007
Fig. 70c	THTEL-25-483-1-AV	Orange on White	6.000 (152.4)	4.000 (101.6)	-	6.125 (155.6)	4.200 (106.7)	1	2 rolls of 500	i75-R6007
Fig. 70c	THTEL-25-483-1-WA	Orange on White	6.000 (152.4)	4.000 (101.6)	-	6.125 (155.6)	4.200 (106.7)	1	2 rolls of 500	i75-R6007
Fig. 70c	THTEL-184-483-1-DA	Red on White	3.000 (76.2)	3.000 (76.2)	-	3.125 (79.4)	3.200 (81.3)	1	2 rolls of 500	i75-R6002
Fig. 70c	THTEL-184-483-1-PE	Red on White	3.000 (76.2)	3.000 (76.2)	-	3.125 (79.4)	3.200 (81.3)	1	2 rolls of 500	i75-R6002
Fig. 70c	THTEL-161-483-1-DA	Red on White	4.000 (101.6)	4.000 (101.6)	-	4.125 (104.8)	4.200 (106.7)	1	2 rolls of 500	i75-R6007
Fig. 70c	THTEL-161-483-1-PE	Red on White	4.000 (101.6)	4.000 (101.6)	-	4.125 (104.8)	4.200 (106.7)	1	2 rolls of 500	i75-R6007
Fig. 70c	THTEL-25-483-.5-DA	Red on White	6.000 (152.4)	4.000 (101.6)	-	6.125 (155.6)	4.200 (106.7)	1	500	i75-R6007
Fig. 70c	THTEL-25-483-1-DA	Red on White	6.000 (152.4)	4.000 (101.6)	-	6.125 (155.6)	4.200 (106.7)	1	2 rolls of 500	i75-R6007
Fig. 70c	THTEL-25-483-1-PE	Red on White	6.000 (152.4)	4.000 (101.6)	-	6.125 (155.6)	4.200 (106.7)	1	2 rolls of 500	i75-R6007

Inside-Panel Component Labels

(B-499, B-483A, B-593)

- Various sizes in several durable material types
- Ideal for labeling backer board, relays, PLCs, switches, breakers, power supplies and other components inside panels
- All recommended materials are flexible or have extra high-tack adhesives for adhesion to wide variety of surfaces and components

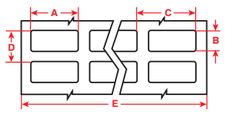

Figure 1

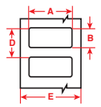

Figure 2

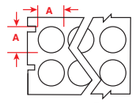

Figure 5a

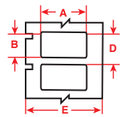

Figure 62

Diagram	Catalog #	Color	Label Width A Inch (mm)	Label Height B Inch (mm)	Horiz.Repeat C Inch (mm)	Vert.Repeat D Inch (mm)	Web Width E Inch (mm)	Labels Per Row	Labels Per Pkg	Rec. Ribbon
Nylon cloth with permanent adhesive for angled, curved and rough surfaces (B-499)										
Fig. 5a	THT-143-499-3	White	0.375 (9.5) dia.	-	0.475 (12.1)	0.500 (12.7)	2.000 (50.8)	4	3,000	i75-R4302
Fig. 5a	THT-144-499-3	White	0.500 (12.7) dia.	-	0.600 (15.2)	0.625 (15.9)	1.900 (48.3)	3	3,000	i75-R4302
Fig. 1	THT-68-499-10	White	0.500 (12.7)	0.750 (19.1)	0.600 (15.2)	0.850 (21.6)	2.500 (63.5)	4	10,000	i75-R4302
Fig. 1	THT-69-499-3	White	0.800 (20.3)	1.437 (36.5)	0.900 (22.9)	1.540 (39.1)	1.900 (48.3)	2	3,000	i75-R4302
Fig. 2	THT-125-499-3	White	0.900 (22.9)	0.500 (12.7)	-	0.600 (15.2)	1.100 (27.9)	1	3,000	i75-R4306
Fig. 1	THT-152-499-3	White	1.000 (25.4)	0.375 (9.5)	1.100 (27.9)	0.475 (12.1)	2.300 (58.4)	2	3,000	i75-R4302
Fig. 2	THT-136-499-3	White	1.500 (38.1)	0.750 (19.1)	-	0.875 (22.2)	1.700 (43.2)	1	3,000	i75-R4306
Fig. 2	THT-185-499-3	White	1.750 (44.5)	1.000 (25.4)	-	1.125 (28.6)	1.950 (49.5)	1	3,000	i75-R4302
Fig. 2	THT-137-499-3	White	2.000 (50.8)	1.000 (25.4)	-	1.125 (28.6)	2.200 (55.9)	1	3,000	i75-R4302
Fig. 2	THT-151-499-3	White	2.000 (50.8)	0.250 (6.4)	-	0.350 (8.9)	2.200 (55.9)	1	3,000	i75-R4302
Fig. 2	THT-19-499-1	White	3.000 (76.2)	2.000 (50.8)	-	2.125 (54.0)	3.200 (81.3)	1	1,000	i75-R4300
Gloss polyester with ultra aggressive adhesive for flat but highly textured surfaces (B-483A)										
Fig. 1	THT-5-483-10	White	1.000 (25.4)	0.500 (12.7)	1.075 (27.3)	0.600 (15.2)	3.350 (85.1)	3	10,000	i75-R6002
Fig. 2	THT-59-483-10	White	1.000 (25.4)	0.500 (12.7)	-	0.600 (15.2)	1.200 (30.5)	1	10,000	i75-R6006
Fig. 1	THT-37-483-10	White	1.500 (38.1)	0.500 (12.7)	1.650 (41.9)	0.600 (15.2)	3.350 (85.1)	2	10,000	i75-R6002
Fig. 2	THT-17-483-3	White	2.000 (50.8)	1.000 (25.4)	-	1.125 (28.6)	2.200 (55.9)	1	3,000	i75-R6000
Fig. 2	THT-7-483-3	White	2.750 (69.9)	1.250 (31.8)	-	1.375 (34.9)	2.950 (74.9)	1	3,000	i75-R6002
Fig. 2	THT-18-483-3	White	3.000 (76.2)	1.000 (25.4)	-	1.125 (28.6)	3.200 (81.3)	1	3,000	i75-R6002
Fig. 2	THT-19-483-1	White	3.000 (76.2)	2.000 (50.8)	-	2.125 (54.0)	3.200 (81.3)	1	1,000	i75-R6002
Raised profile polyester, thick, with extra-strength adhesive for textured surfaces (B-593)										
Fig. 62	THTEP-171-593-.5	White	1.060 (27.0)	0.490 (12.5)	-	0.625 (15.9)	1.260 (32.0)	1	500	i75-R6006
Fig. 62	THTEP171-593-.25	White	1.060 (27.0)	0.490 (12.5)	-	0.625 (15.9)	1.260 (32.0)	1	250	i75-R6006
Fig. 62	THTEP-172-593-.5	White	1.770 (45.0)	0.590 (15.0)	-	0.725 (18.5)	1.970 (50.0)	1	500	i75-R6000
Fig. 62	THTEP172-593-.25	White	1.770 (45.0)	0.590 (15.0)	-	0.725 (18.5)	1.970 (50.0)	1	250	i75-R6000
Fig. 62	THTEP-173-593-.5	White	2.000 (50.8)	1.000 (25.4)	-	1.125 (28.5)	2.200 (55.9)	1	500	i75-R6000
Fig. 62	THTEP173-593-.25	White	2.000 (50.8)	1.000 (25.4)	-	1.125 (28.5)	2.200 (55.9)	1	250	i75-R6000

Adhesive Strips for Terminal Blocks and Patch Panels Labels

(B-498)

- Specially designed narrow-width continuous label for alignment on terminal blocks and patch panels
- Available in permanent or repositionable adhesive, UL-rated

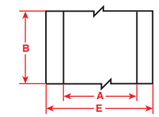

Figure 3

Diagram	Catalog #	Color	Label Width A Inch (mm)	Label Height B Inch (mm)	Horiz. Repeat C Inch (mm)	Vert. Repeat D Inch (mm)	Web Width E Inch (mm)	Labels Per Row	Labels Per Pkg	Rec. Ribbon
Vinyl Cloth – Aggressive but repositionable adhesive (B-498)										
Fig. 3	THT-94-498-2	White	0.240 (6.1)	165 ft (50.8 m)	-	-	1.000 (25.4)	1	1 Roll Cont.	i75-R6206
Fig. 3	THT-93-498-2	White	0.312 (7.9)	165 ft (50.8 m)	-	-	1.000 (25.4)	1	1 Roll Cont.	i75-R6206
Fig. 3	THT-92-498-2	White	0.375 (9.5)	165 ft (50.8 m)	-	-	1.000 (25.4)	1	1 Roll Cont.	i75-R6206

Faceplate/Outlet Strip labels

(B-412)

- Thick non-adhesive polypropylene strip, perforated

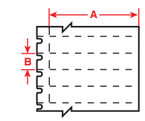

Figure 16

Diagram	Catalog #	Finish	Color	Label Width A Inch (mm)	Label Height B Inch (mm)	Web Width E Inch (mm)	Labels Per Row	Labels Per Pkg	Rec. Ribbon
Fig. 16	THT-150-412-1	Matte	White	1.938 (49.2)	0.375 (9.5)	-	1	1,000	i75-R4302

Self-Laminating Wire and Cable Wraps

(B-427)

- Features white printable area with clear “tail” that wraps around cable or wire to protect printed text
- Standard adhesive designed to adhere to tightly curved surfaces inherent to wires and cables
- Self-extinguishing material with outstanding resistance to abrasion, handling, oil, water and dirt
- Use sizing formula and the “Label Length B” dimension when determining the correct size of marker for your cable or wire diameter and desired wrapping distance
- The “all white” parts are for flagging cables

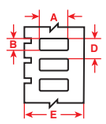

Figure 9

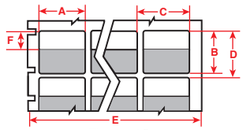

Figure 12

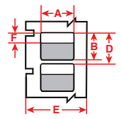

Figure 14

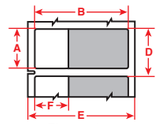

Figure 15

Diagram	Catalog #	Color	Label Width A Inch (mm)	Label Length B Inch (mm)	Print Area Height F Inch (mm)	Horiz. Repeat C Inch (mm)	Vert. Repeat D Inch (mm)	Web Width E Inch (mm)	Labels Per Row	Labels Per Pkg	Rec. Ribbon
Self-laminating vinyl (B-427)											
Fig. 12	THT-80-427-5	White/Clear	0.500 (12.7)	0.750 (19.1)	0.375 (9.5)	0.600 (15.2)	0.950 (24.1)	2.500 (63.5)	4	5,000	i75-R4300
Fig. 12	THT-113-427-5	White/Clear	0.500 (12.7)	1.000 (25.4)	0.375 (9.5)	0.600 (15.2)	1.125 (28.6)	2.500 (63.5)	4	5,000	i75-R4300
Fig. 12	THT-114-427-5	White/Clear	0.500 (12.7)	1.250 (31.8)	0.500 (12.7)	0.600 (15.2)	1.375 (34.9)	2.500 (63.5)	4	5,000	i75-R4300
Fig. 12	THT-8-427-10	White/Clear	0.500 (12.7)	1.437 (36.5)	0.500 (12.7)	0.662 (16.8)	1.625 (41.3)	3.350 (85.1)	5	10,000	i75-R4307
Fig. 12	THT-56-427-10	White/Clear	0.750 (19.1)	0.938 (23.8)	0.375 (9.5)	0.800 (20.3)	1.125 (28.6)	3.350 (85.1)	4	10,000	i75-R4307
Fig. 12	THT-73-427-10	White/Clear	0.750 (19.1)	1.750 (44.5)	0.500 (12.7)	0.800 (20.3)	1.875 (47.6)	3.350 (85.1)	4	10,000	i75-R4307
Fig. 12	THT-74-427-10	White/Clear	0.800 (20.3)	1.437 (36.5)	0.500 (12.7)	0.800 (20.3)	1.625 (41.3)	3.350 (85.1)	4	10,000	i75-R4307
Fig. 12	THT-115-427-5	White/Clear	1.000 (25.4)	0.750 (19.1)	0.375 (9.5)	1.100 (27.9)	0.875 (22.2)	2.300 (58.4)	2	5,000	i75-R4302
Fig. 12	THT-116-427-5	White/Clear	1.000 (25.4)	1.000 (25.4)	0.375 (9.5)	1.100 (27.9)	1.125 (28.6)	2.300 (58.4)	2	5,000	i75-R4302
Fig. 12	THT-117-427-5	White/Clear	1.000 (25.4)	1.250 (31.8)	0.500 (12.7)	1.100 (27.9)	1.375 (34.9)	2.300 (58.4)	2	5,000	i75-R4302
Fig. 12	THT-9-427-10	White/Clear	1.000 (25.4)	1.437 (36.5)	0.500 (12.7)	1.075 (27.3)	1.625 (41.3)	3.350 (85.1)	3	10,000	i75-R4307
Fig. 12	THT-75-427-3	White/Clear	1.000 (25.4)	2.250 (57.2)	0.750 (19.1)	1.100 (27.9)	2.375 (60.3)	2.300 (58.4)	2	3,000	i75-R4302
Fig. 12	THT-10-427-3	White/Clear	1.000 (25.4)	3.750 (95.3)	1.000 (25.4)	1.075 (27.3)	4.000 (101.6)	3.350 (85.1)	3	3,000	i75-R4307
Fig. 12	THT-81-427-1	White/Clear	1.000 (25.4)	6.000 (152.4)	1.500 (38.1)	1.100 (27.9)	6.187 (157.2)	2.300 (58.4)	2	1,000	i75-R4302
Fig. 9	THT-135-427-3-AW	All White	1.500 (38.1)	0.750 (19.1)	0.750 (19.1)	-	0.875 (22.2)	1.700 (43.2)	1	3,000	i75-R4302
Fig. 14	THT-118-427-5	White/Clear	1.500 (38.1)	1.000 (25.4)	0.375 (9.5)	-	1.125 (28.5)	1.700 (43.1)	1	5,000	i75-R4302
Fig. 14	THT-119-427-2.5	White/Clear	1.500 (38.1)	1.500 (38.1)	0.500 (12.7)	-	1.625 (41.3)	1.700 (43.1)	1	2,500	i75-R4302
Fig. 14	THT-120-427-5	White/Clear	1.750 (44.5)	1.000 (25.4)	0.375 (9.5)	-	1.125 (28.5)	1.950 (49.5)	1	5,000	i75-R4302
Fig. 14	THT-121-427-2.5	White/Clear	1.750 (44.5)	1.500 (38.1)	0.500 (12.7)	-	1.625 (41.3)	1.950 (49.5)	1	2,500	i75-R4302
Fig. 9	THT-137-427-3-AW	All White	2.000 (50.8)	1.000 (25.4)	1.000 (25.4)	-	1.125 (28.6)	2.200 (55.9)	1	3,000	i75-R4302
Fig. 14	THT-27-427-1	White/Clear	2.000 (50.8)	3.750 (95.3)	1.000 (25.4)	-	4.000 (101.6)	2.200 (55.9)	1	1,000	i75-R4302
Fig. 14	THT-82-427-0.5	White/Clear	2.000 (50.8)	6.000 (152.4)	1.500 (38.1)	-	6.250 (158.8)	2.200 (55.9)	1	500	i75-R4302
Fig. 14	THT-83-427-0.5	White/Clear	2.000 (50.8)	7.000 (177.8)	1.500 (38.1)	-	7.187 (182.6)	2.200 (55.9)	1	500	i75-R4302
Fig. 14	THT-26-427-1	White/Clear	2.500 (63.5)	2.250 (57.2)	0.750 (19.1)	-	2.438 (61.9)	2.700 (68.6)	1	1,000	i75-R4300
Rotated self-laminating vinyl (B-427)											
Fig. 15	THT-61-427-5	White/Clear	0.500 (12.7)	1.437 (36.5)	0.500 (12.7)	-	0.687 (17.5)	1.637 (41.6)	1	5,000	i75-R4302
Fig. 15	THT-127-427-3	White/Clear	0.500 (12.7)	2.200 (55.9)	0.750 (19.1)	-	0.625 (15.9)	2.400 (61.0)	1	3,000	i75-R4300
Fig. 15	THT-62-427-3.5	White/Clear	0.750 (19.1)	1.750 (44.5)	0.500 (12.7)	-	0.937 (23.8)	1.950 (49.5)	1	3,500	i75-R4302
Fig. 15	THT-63-427-3.5	White/Clear	0.800 (20.3)	1.437 (36.5)	0.500 (12.7)	-	0.987 (25.1)	1.637 (41.6)	1	3,500	i75-R4302
Fig. 15	THT-64-427-3	White/Clear	1.000 (25.4)	2.250 (57.2)	0.750 (19.1)	-	1.187 (30.2)	2.450 (62.2)	1	3,000	i75-R4300
Fig. 15	THT-131-427-3	White/Clear	1.000 (25.4)	2.625 (66.7)	1.000 (25.4)	-	1.125 (28.6)	2.825 (71.8)	1	3,000	i75-R4300
Fig. 15	THT-65-427-3	White/Clear	1.000 (25.4)	3.750 (95.3)	1.000 (25.4)	-	1.187 (30.2)	3.950 (100.3)	1	3,000	i75-R4307
Fig. 15	THT-66-427-1.5	White/Clear	1.900 (48.3)	3.187 (81.0)	0.750 (19.1)	-	2.150 (54.6)	3.390 (86.1)	1	1,500	i75-R4307
Fig. 15	THT-67-427-1.5	White/Clear	2.000 (50.8)	2.250 (57.2)	0.750 (19.1)	-	2.187 (55.6)	2.450 (62.2)	1	1,500	i75-R4300

Aggressive Adhesive Self-Laminating Wire and Cable Wraps

(B-417)

- Features white printable area with clear “tail” that wraps around cable or wire to protect printed text
- Advanced-performance adhesive for standard wire and cable identification and also adhesion in high-humidity conditions, on smaller diameter wires, and on challenging wire jacket materials including Teflon®, silicone, braided and traditional PVC
- Self-extinguishing material with outstanding resistance to abrasion, handling, oil, water and dirt
- Use sizing formula and the “Label Length B” dimension when determining the correct size of marker for your cable or wire diameter and desired wrapping distance

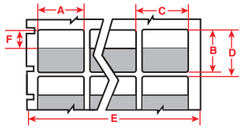

Figure 12

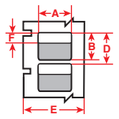

Figure 14

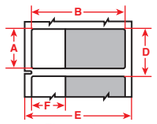

Figure 15

Diagram	Catalog #	Color	Label Width A Inch (mm)	Label Length B Inch (mm)	Print Area Height F Inch (mm)	Horiz. Repeat C Inch (mm)	Vert. Repeat D Inch (mm)	Web Width E Inch (mm)	Labels Per Row	Labels Per Pkg	Rec. Ribbon
Aggressive adhesive self-laminating vinyl (B-417)											
Fig. 12	THT-80-417-5	White/Clear	0.500 (12.7)	0.750 (19.1)	0.375 (9.5)	0.600 (15.2)	0.950 (24.1)	2.500 (63.5)	4	5,000	i75-R4300
Fig. 12	THT-8-417-10	White/Clear	0.500 (12.7)	1.437 (36.5)	0.500 (12.7)	0.662 (16.8)	1.650 (41.9)	3.350 (85.1)	5	10,000	i75-R4307
Fig. 12	THT-56-417-10	White/Clear	0.750 (19.1)	0.937 (23.8)	0.375 (9.5)	0.800 (20.3)	1.125 (28.6)	3.350 (85.1)	4	10,000	i75-R4307
Fig. 12	THT-73-417-10	White/Clear	0.750 (19.1)	1.750 (44.5)	0.500 (12.7)	0.800 (20.3)	1.875 (47.6)	3.350 (85.1)	4	10,000	i75-R4307
Fig. 12	THT-116-417-5	White/Clear	1.000 (25.4)	1.000 (25.4)	0.375 (9.5)	1.100 (27.9)	1.125 (28.6)	2.300 (58.4)	2	5,000	i75-R4300
Fig. 12	THT-9-417-10	White/Clear	1.000 (25.4)	1.437 (36.5)	0.500 (12.7)	1.075 (27.3)	1.650 (41.9)	3.350 (85.1)	3	5,000	i75-R4307
Fig. 12	THT-75-417-3	White/Clear	1.000 (25.4)	2.250 (57.2)	0.750 (19.1)	1.100 (27.9)	2.375 (60.3)	2.300 (58.4)	2	3,000	i75-R4300
Fig. 12	THT-10-417-3	White/Clear	1.000 (25.4)	3.750 (95.3)	1.000 (25.4)	1.075 (27.3)	4.000 (101.6)	3.350 (85.1)	3	3,000	i75-R4307
Fig. 12	THT-81-417-1	White/Clear	1.000 (25.4)	6.000 (152.4)	1.500 (38.1)	1.100 (27.9)	6.187 (157.2)	2.200 (55.9)	2	1,000	i75-R4302
Fig. 14	THT-119-417-2.5	White/Clear	1.500 (38.1)	1.500 (38.1)	0.500 (12.7)	-	1.630 (41.4)	1.700 (43.2)	1	2,500	i75-R4302
Fig. 14	THT-27-417-1	White/Clear	2.000 (50.8)	3.750 (95.3)	1.000 (25.4)	-	4.000 (101.6)	2.200 (55.9)	1	1,000	i75-R4300
Fig. 14	THT-83-417-0.5	White/Clear	2.000 (50.8)	7.000 (177.8)	1.500 (38.1)	-	7.187 (182.6)	2.200 (55.9)	1	500	i75-R4302
Fig. 14	THT-26-417-1	White/Clear	2.500 (63.5)	2.250 (57.2)	0.750 (19.1)	-	2.438 (61.9)	2.700 (68.6)	1	1,000	i75-R4300
Rotated aggressive adhesive self-laminating vinyl (B-417)											
Fig. 15	THT-64-417-3	White/Clear	1.000 (25.4)	2.250 (57.2)	0.750 (19.1)	-	1.187 (30.2)	2.450 (62.2)	1	3,000	i75-R4300
Fig. 15	THT-65-417-3	White/Clear	1.000 (25.4)	3.750 (95.3)	1.000 (25.4)	-	1.187 (30.2)	3.950 (100.3)	1	3,000	i75-R4307
Fig. 15	THT-66-417-1.5	White/Clear	1.900 (48.3)	3.187 (81.0)	0.750 (19.1)	-	2.150 (54.6)	3.390 (86.1)	1	1,500	i75-R4307
Fig. 15	THT-67-417-1.5	White/Clear	2.000 (50.8)	2.250 (57.2)	0.750 (19.1)	-	2.187 (55.6)	2.450 (62.2)	1	1,500	i75-R4300

How to choose the right size self-laminating marker for your wire or cable

If you know the outside diameter or circumference of your wire/cable, you can easily determine the correct total label length and white print area height by using the formula below:

Formula **for total marker wrap** (incl. clear tail): ensures a 1.5 times wrap around the wire — if extra wrapping is desired, use a larger length value than **1.5**.

- **Step 1:** (wire outside dia.) X (3.147) = wire circumference
- **Step 2:** (circumference) X (**1.5**) = target label length “B” in part number charts

Formula **for white print area height** can also be used to help manage how far the white print area height “F” will wrap over itself — **1.0** will deliver full wrap with no overlap; adjust value for less or extra overlap.

- **Step 1:** (wire outside dia.) X (3.147) = wire circumference
- **Step 2:** (circumference) X (**1.0**) = target print area height “F” in part number chart that will not overlap itself

Rotating Self-Laminating Wire and Cable Wraps

(B-427)

- Allows rotation of an over-laminated label on the cable to prevent cable damage and allow viewing of entire label from any angle
- Increases print area due to improved viewing ability
- Final installed label has over-laminated text and spins freely on the cable
- Use B dimension on when considering label length for "cable diameter fit"

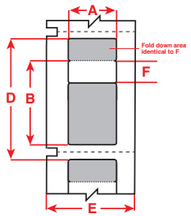

Figure 87

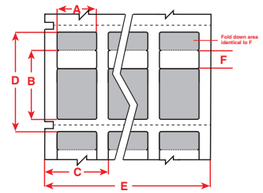

Figure 87b

Diagram	Catalog #	Color	Label Width A Inch (mm)	Label Length B Inch (mm)	Print Area Height F Inch (mm)	Horiz. Repeat C Inch (mm)	Vert. Repeat D Inch (mm)	Web Width E Inch (mm)	Labels Per Row	Labels Per Pkg	Rec. Ribbon
Fig. 87b	THTRO-292-427-3	White/Clear	0.500 (12.7)	1.750 (44.5)	0.700 (17.8)	0.700 (17.8)	2.575 (65.4)	2.100 (53.3)	3	5,000	i75-R4302
Fig. 87b	THTRO-293-427-3	White/Clear	0.500 (12.7)	2.750 (69.9)	1.100 (27.9)	0.700 (17.8)	4.063 (103.2)	2.100 (53.3)	4	3,200	i75-R4302
Fig. 87b	THTRO-294-427-2.5	White/Clear	1.000 (25.4)	1.750 (44.5)	0.700 (17.8)	1.250 (31.8)	2.575 (65.4)	2.450 (62.2)	2	2,500	i75-R4300
Fig. 87b	THTRO-295-427-1.5	White/Clear	1.000 (25.4)	2.750 (69.9)	1.100 (27.9)	1.250 (31.8)	4.063 (103.2)	2.450 (62.2)	2	1,500	i75-R4300
Fig. 87b	THTRO-296-427-1.5	White/Clear	1.000 (25.4)	3.125 (79.4)	1.250 (31.8)	1.250 (31.8)	4.563 (115.9)	2.450 (62.2)	2	1,500	i75-R4300
Fig. 87b	THTRO-297-427-3.5	White/Clear	1.000 (25.4)	1.200 (30.5)	0.500 (12.7)	1.250 (31.8)	1.825 (46.4)	2.450 (62.2)	2	3,500	i75-R4300
Fig. 87b	THTRO-298-427	White/Clear	1.000 (25.4)	6.500 (165.1)	2.600 (66.0)	1.250 (31.8)	9.250 (234.9)	2.450 (62.2)	2	700	i75-R4300
Fig. 87	THTRO-299-427	White/Clear	2.000 (50.8)	3.125 (79.4)	1.250 (31.8)	-	4.563 (115.9)	2.200 (55.9)	1	700	i75-R4302
Fig. 87	THTRO-300-427	White/Clear	2.000 (50.8)	6.500 (165.1)	2.600 (66.0)	-	9.250 (234.9)	2.200 (55.9)	1	350	i75-R4302

Rotating Self-Laminating Wrap Application:

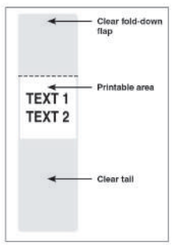

1. Peel away top clear flap and printed area from liner

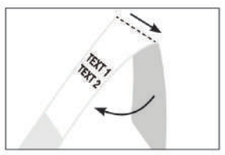

2. Fold top clear flap behind printable area at fold line

3. Wrap so that white printable area overlaps itself, then continue wrapping clear tail around label

Cloth Wire and Cable Wraps

(B-498, B-499)

- Flexible materials conform very well to tightly curved surfaces
- B-498 has unique adhesive that provides excellent holding power to tightly curved surfaces and still allows for clean removal and multiple reapplications – an ideal choice for marking both ends of a wire that may need to be cut shorter before final termination
- Both multi-purpose materials are also excellent for labeling inside-of-panel componentsdistance

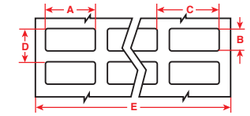

Figure 1

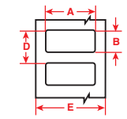

Figure 2

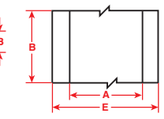

Figure 3

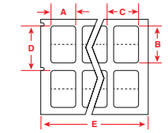

Figure 93

Diagram	Catalog #	Color	Label Width A Inch (mm)	Label Height B Inch (mm)	Horiz. Repeat C Inch (mm)	Vert. Repeat D Inch (mm)	Web Width E Inch (mm)	Labels Per Row	Labels Per Pkg	Rec. Ribbon
Repositionable vinyl cloth wire wraps (B-498)										
Fig. 2	THT-253-498-3	White	0.188 (4.78)	3.000 (76.2)	-	0.288 (7.3)	1.200 (30.5)	1	3,000	i75-R6206
Fig. 3	THT-94-498-2	White	0.240 (6.1)	165 ft (50.8 m)	-	-	1.000 (25.4)	1	1 Roll Cont.	i75-R6206
Fig. 93	THT-90-498-5	White	0.250 (6.4)	1.437 (36.5)	0.350 (8.9)	1.562 (39.7)	2.200 (55.9)	6	5,000	i75-R6200
Fig. 3	THT-93-498-2	White	0.312 (7.9)	165 ft (50.8 m)	-	-	1.000 (25.4)	1	1 Roll Cont.	i75-R6206
Fig. 3	THT-92-498-2	White	0.375 (9.5)	165 ft (50.8 m)	-	-	1.000 (25.4)	1	1 Roll Cont.	i75-R6206
Fig. 1	THT-68-498-10	White	0.500 (12.7)	0.750 (19.1)	0.600 (15.2)	0.850 (21.6)	2.500 (63.5)	4	10,000	i75-R6202
Fig. 1	THT-87-498-5	White	0.500 (12.7)	1.437 (36.5)	0.600 (15.2)	1.562 (39.7)	3.700 (94.0)	6	5,000	i75-R6207
Fig. 1	THT-14-498-10	White	0.650 (16.5)	0.200 (5.1)	0.700 (17.8)	0.300 (7.6)	2.950 (74.9)	4	10,000	i75-R6202
Fig. 2	THT-252-498-3	White	0.750 (19.1)	0.250 (6.4)	-	0.350 (8.9)	1.000 (25.4)	1	3,000	i75-R6206
Fig. 1	THT-1-498-10	White	0.750 (19.1)	0.250 (6.4)	0.800 (20.3)	0.350 (8.9)	3.350 (85.1)	4	10,000	i75-R6207
Fig. 2	THT-254-498-3	White	0.750 (19.1)	0.750 (19.1)	-	0.850 (21.6)	1.000 (25.4)	1	3,000	i75-R6206
Fig. 1	THT-91-498-5	White	0.750 (19.1)	0.937 (23.8)	0.875 (22.2)	1.062 (27.0)	3.500 (88.9)	4	5,000	i75-R6207
Fig. 1	THT-95-498-5	White	0.800 (20.3)	1.437 (36.5)	0.900 (22.9)	1.562 (39.7)	2.800 (71.1)	3	5,000	i75-R6202
Fig. 1	THT-165-498-5	White	0.800 (20.3)	1.437 (36.5)	0.900 (22.9)	1.562 (39.7)	3.700 (94.0)	4	5,000	i75-R6207
Fig. 1	THT-5-498-10	White	1.000 (25.4)	0.500 (12.7)	1.075 (27.3)	0.600 (15.2)	3.350 (85.1)	3	10,000	i75-R6207
Fig. 2	THT-59-498-10	White	1.000 (25.4)	0.500 (12.7)	-	0.600 (15.2)	1.200 (30.5)	1	10,000	i75-R6206
Fig. 1	THT-88-498-5	White	1.000 (25.4)	0.750 (19.1)	1.100 (27.9)	0.875 (22.2)	2.300 (58.4)	2	5,000	i75-R6200
Fig. 1	THT-89-498-5	White	1.000 (25.4)	1.440 (36.5)	1.100 (27.9)	1.562 (39.7)	3.400 (86.4)	3	5,000	i75-R6207
Fig. 2	THT-199-498-3	White	1.050 (28.7)	0.250 (6.4)	-	0.350 (8.9)	1.250 (31.8)	1	3,000	i75-R6206
Fig. 2	THT-17-498-3	White	2.000 (50.8)	1.000 (25.4)	-	1.125 (28.6)	2.200 (55.9)	1	3,000	i75-R6200
Permanent adhesive nylon cloth wire wraps (B-499)										
Fig. 1	THT-68-499-10	White	0.500 (12.7)	0.750 (19.1)	0.600 (15.2)	0.850 (21.6)	2.500 (63.5)	4	10,000	i75-R4300
Fig. 1	THT-162-499-10	White	0.800 (20.3)	1.437 (36.5)	0.900 (22.9)	1.562 (39.7)	3.700 (94.0)	4	10,000	i75-R4307
Fig. 1	THT-165-499-5	White	0.800 (20.3)	1.437 (36.5)	0.900 (22.9)	1.562 (39.7)	3.700 (94.0)	4	5,000	i75-R4307
Fig. 1	THT-69-499-3	White	0.800 (20.3)	1.437 (36.5)	0.900 (22.9)	1.540 (39.1)	1.900 (48.3)	2	3,000	i75-R4302
Fig. 2	THT-125-499-3	White	0.900 (22.9)	0.500 (12.7)	-	0.600 (15.2)	1.100 (27.9)	1	3,000	i75-R4306
Fig. 1	THT-152-499-3	White	1.000 (25.4)	0.375 (9.5)	1.075 (27.3)	0.475 (12.1)	2.300 (58.4)	2	3,000	i75-R4302
Fig. 2	THT-136-499-3	White	1.500 (38.1)	0.750 (19.1)	-	0.875 (22.2)	1.700 (43.2)	1	3,000	i75-R4302
Fig. 2	THT-185-499-3	White	1.750 (44.5)	1.000 (25.4)	-	1.125 (28.6)	1.950 (49.5)	1	3,000	i75-R4302
Fig. 2	THT-186-499-3	White	1.750 (44.5)	1.875 (47.6)	-	1.975 (50.2)	1.950 (49.5)	1	3,000	i75-R4302
Fig. 2	THT-137-499-3	White	2.000 (50.8)	1.000 (25.4)	-	1.125 (28.6)	2.200 (55.9)	1	3,000	i75-R4302
Fig. 2	THT-151-499-3	White	2.000 (50.8)	0.250 (6.4)	-	0.350 (8.9)	2.200 (55.9)	1	3,000	i75-R4302
Fig. 2	THT-19-499-1	White	3.000 (76.2)	2.000 (50.8)	-	2.125 (54.0)	3.200 (81.3)	1	1,000	i75-R4300

High-Temp Self-Extinguishing Tedlar® Wire Wraps

(B-437)

- Top-coated polyvinyl fluoride label for wire and cable marking where high temperature and self-extinguishing features are required
- Heavy-duty performance with excellent resistance to water, oil and other fluids and meets MIL-M-87958 Standard
- Upper temp limit of up to 275°F – consult technical data sheet for full performance details

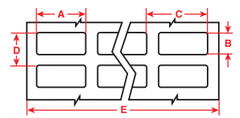

Figure 1

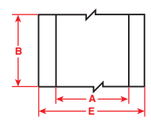

Figure 3

Diagram	Catalog #	Color	Label Width A Inch (mm)	Label Height B Inch (mm)	Horiz. Repeat C Inch (mm)	Vert. Repeat D Inch (mm)	Web Width E Inch (mm)	Labels Per Row	Labels Per Pkg	Rec. Ribbon
Fig. 1	THT-14-437-10	White	0.650 (16.5)	0.200 (5.1)	0.700 (17.8)	0.300 (7.6)	2.950 (74.9)	4	10,000	i75-R4300
Fig. 1	THT-1-437-10	White	0.750 (19.1)	0.250 (6.4)	0.800 (20.3)	0.350 (8.9)	3.350 (85.1)	4	10,000	i75-R4307
Fig. 1	THT-2-437-10	White	0.900 (22.9)	0.250 (6.4)	1.125 (28.6)	0.350 (8.9)	3.350 (85.1)	3	10,000	i75-R4307
Fig. 1	THT-5-437-10	White	1.000 (25.4)	0.500 (12.7)	1.075 (27.3)	0.600 (15.2)	3.350 (85.1)	3	10,000	i75-R4307
Fig. 1	THT-29-437-10	White	1.250 (31.8)	0.375 (9.5)	1.300 (33.0)	0.475 (12.1)	2.750 (69.9)	2	10,000	i75-R4300
Fig. 3	THT-105-437	White	1.500 (38.1)	300 ft (91.4 m)	-	-	1.750 (44.5)	1	1 Roll Cont.	i75-R4302
Fig. 3	THT-21-437	White	3.000 (76.2)	300 ft (91.4 m)	-	-	3.200 (81.3)	1	1 Roll Cont.	i75-R4307
Fig. 1	THT-5-437-10-YL	Yellow	1.000 (25.4)	0.500 (12.7)	1.075 (27.3)	0.600 (15.2)	3.350 (85.1)	3	10,000	i75-R4307
Fig. 1	THT-29-437-10-YL	Yellow	1.250 (31.8)	0.375 (9.5)	1.300 (33.0)	0.475 (12.1)	2.750 (69.9)	2	10,000	i75-R4300
Fig. 3	THT-105-437-YL	Yellow	1.500 (38.1)	300 ft (91.4 m)	-	-	1.750 (44.5)	1	1 Roll Cont.	i75-R4302
Fig. 3	THT-21-437-YL	Yellow	3.000 (76.2)	300 ft (91.4 m)	-	-	3.200 (81.3)	1	1 Roll Cont.	i75-R4307

High-Temp Flame-Retardant Polyimide Wire Wraps

(B-472)

- Top-coated polyimide label for wire and cable marking where high temperature and self-extinguishing features are required
- Heavy-duty performance with excellent resistance to water, oil and other fluids
- Upper temp limit of up to 320°F – consult technical data sheet for full performance details

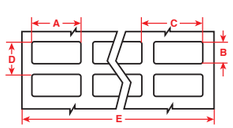

Figure 1

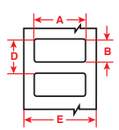

Figure 2

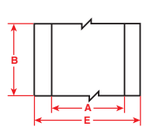

Figure 3

Diagram	Catalog #	Color	Label Width A Inch (mm)	Label Height B Inch (mm)	Horiz. Repeat C Inch (mm)	Vert. Repeat D Inch (mm)	Web Width E Inch (mm)	Labels Per Row	Labels Per Pkg	Rec. Ribbon
Fig. 1	THT-5-472-10	White	1.000 (25.4)	0.500 (12.7)	1.075 (27.3)	1.075 (27.3)	3.350 (85.1)	3	10,000	i75-R4307
Fig. 2	THT-29-472-10	White	1.250 (31.8)	0.375 (9.5)	1.300 (33.0)	1.300 (33.0)	2.750 (69.9)	2	10,000	i75-R4300
Fig. 3	THT-106-472	White	2.000 (50.8)	300 ft. (91.4 m)	-	-	2.200 (55.9)	1	1 Roll Cont.	i75-R4300
Fig. 1	THT-1-472-10-YL	Yellow	0.750 (19.1)	0.250 (6.4)	0.800 (20.3)	0.800 (20.3)	3.350 (85.1)	4	10,000	i75-R4307
Fig. 1	THT-5-472-10-YL	Yellow	1.000 (25.4)	0.500 (12.7)	1.075 (27.3)	1.075 (27.3)	3.350 (85.1)	3	10,000	i75-R4307
Fig. 2	THT-29-472-10-YL	Yellow	1.250 (31.8)	0.375 (9.5)	1.300 (33.0)	1.300 (33.0)	2.750 (69.9)	2	10,000	i75-R4300
Fig. 3	THT-105-472-YL	Yellow	1.500 (38.1)	300 ft. (91.4 m)	-	-	1.700 (43.2)	1	1 Roll Cont.	i75-R4300
Fig. 3	THT-106-472-YL	Yellow	2.000 (50.8)	300 ft. (91.4 m)	-	-	2.200 (55.9)	1	1 Roll Cont.	i75-R4300

Heatex™ Cable Markers

(B-7643)

- Thermoplastic polyether polyurethane is a zero-halogen high-density, thermoplastic cable marker
- The non-adhesive tag is pre-cut with 4 holes and tag is fastened to cable or wire harness bundle with cable ties
- Meets the requirements of a halogen-free material per IEC 61249-2-21 (2003-11)
- Excellent chemical, oil and water resistance

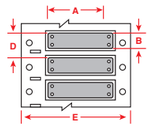

Figure 61b

Diagram	Catalog #	Finish	Color	Label Width A Inch (mm)	Label Height B Inch (mm)	Horiz. Repeat C Inch (mm)	Vert. Repeat D Inch (mm)	Web Width E Inch (mm)	Labels Per Pkg	Rec. Ribbon	Rec. Printer
Fig. 61b	HSCM-2400-0.390-WT	Matte	White	2.362 (60.0)	0.394 (10.0)	-	-	4.290 (108.9)	1	1,000	i75-R6002
Fig. 61b	HSCM-3000-0.500-WT	Matte	White	2.953 (75.0)	0.394 (10.0)	-	-	4.290 (108.9)	1	1,000	i75-R6002
Fig. 61b	HSCM-3000-0.625-WT	Matte	White	2.953 (75.0)	0.591 (15.0)	-	-	4.290 (108.9)	1	1,000	i75-R6002
Fig. 61b	HSCM-3000-1-WT	Matte	White	2.953 (75.0)	0.984 (25.0)	-	-	4.290 (108.9)	1	500	i75-R6002
Fig. 61b	HSCM-2400-0.390-YL	Matte	Yellow	2.400 (61.0)	0.390 (9.0)	-	-	4.290 (108.9)	1	1,000	i75-R6002
Fig. 61b	HSCM-3000-0.625-YL	Matte	Yellow	2.953 (75.0)	0.591 (15.0)	-	-	4.290 (108.9)	1	1,000	i75-R6002
Fig. 61b	HSCM-3000-1-YL	Matte	Yellow	2.953 (75.0)	0.984 (25.0)	-	-	4.290 (108.9)	1	500	i75-R6002

Aerospace Zip Tie Cable Tags

(B-388, B-338)

- Keep your thick cables and cable bundles identified in harsh environments with high-performance cable tags
- Tear-resistant tags are available in two different temperature grade options and have excellent crack resistance at low and high temps
- Ideal for use in the aerospace, satellite and defense industries

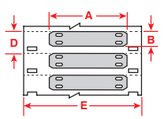

Figure 61c

Diagram	Catalog #	Color	Label Width A Inch (mm)	Label Height B Inch (mm)	Horiz. Repeat C Inch (mm)	Vert. Repeat D Inch (mm)	Web Width E Inch (mm)	Labels Per Row	Labels Per Pkg	Rec. Ribbon
Standard-Temperature cable tags - Polyolefin material (B-388)										
Fig. 61c	HSCMST-410-2-W-1.5	White	2.025 (51.4)	0.410 (10.4)	-	0.610 (15.5)	3.000 (76.2)	1	1,500	i75-R6602
Fig. 61c	HSCMST-800-2-WT-1	White	2.025 (51.4)	0.800 (20.3)	-	1.000 (25.4)	3.000 (76.2)	1	1,000	i75-R6602
Fig. 61c	HSCMST-410-2-Y-1.5	Yellow	2.025 (51.4)	0.410 (10.4)	-	0.610 (15.5)	3.000 (76.2)	1	1,500	i75-R6602
Fig. 61c	HSCMST-800-2-Y-1	Yellow	2.025 (51.4)	0.800 (20.3)	-	1.000 (25.4)	3.000 (76.2)	1	1,000	i75-R6602
High-Temperature cable tags - Polyvinylidene Fluoride material (B-338)										
Fig. 61c	HSCMHT-410-2-W-1.5	White	2.025 (51.4)	0.410 (10.4)	-	0.625 (15.9)	3.000 (76.2)	1	1,500	i75-R6002
Fig. 61c	HSCMHT-800-2-WT-1	White	2.025 (51.4)	0.800 (20.3)	-	1.000 (25.4)	3.000 (76.2)	1	1,000	i75-R6002

Nomex® Zip Tie Cable Tags

(B-508)

- Thermal transfer printable non-adhesive tag for cable bundles
- Tag is pre-cut with four holes and tag is fastened to cable or wire harness bundle with cable ties
- Excellent tear, heat and solvent resistance
- Meets the following industry specifications: SAE AS 81531, RoHS compliant. Tested per ASTM E162, ASTM E662

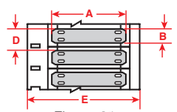

Figure 61

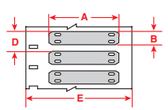

Figure 61a

Diagram	Catalog #	Finish	Color	Label Width A Inch (mm)	Label Height B Inch (mm)	Horiz. Repeat C Inch (mm)	Vert. Repeat D Inch (mm)	Web Width E Inch (mm)	Labels Per Pkg	Rec. Ribbon
Fig. 61	HSNX-800-2-WT	Matte	White	2.000 (50.8)	0.800 (10.2)	-	1.012 (25.7)	3.250 (82.6)	2,500	i75-R4300
Fig. 61	HSNX-800-2-WT-S	Matte	White	2.000 (50.8)	0.800 (10.2)	-	1.012 (25.7)	3.250 (82.6)	250	i75-R4300
Fig. 61a	HSNX-400-2-WT	Matte	White	2.200 (55.8)	0.410 (10.4)	-	0.622 (15.8)	3.250 (82.6)	2,500	i75-R4300
Fig. 61a	HSNX-400-2-WT-S	Matte	White	2.200 (55.8)	0.410 (10.4)	-	0.622 (15.8)	3.250 (82.6)	250	i75-R4300
Fig. 61	HSNX-800-2-YL	Matte	Yellow	2.000 (50.8)	0.800 (10.2)	-	1.012 (25.7)	3.250 (82.6)	2,500	i75-R4300
Fig. 61	HSNX-800-2-YL-S	Matte	Yellow	2.000 (50.8)	0.800 (10.2)	-	1.012 (25.7)	3.250 (82.6)	250	i75-R4300
Fig. 61a	HSNX-400-2-YL	Matte	Yellow	2.200 (55.8)	0.410 (10.4)	-	0.622 (15.8)	3.250 (82.6)	2,500	i75-R4300
Fig. 61a	HSNX-400-2-YL-S	Matte	Yellow	2.200 (55.8)	0.410 (10.4)	-	0.622 (15.8)	3.250 (82.6)	250	i75-R4300

Nomex® is a registered trademark of DuPont.

B-342 PermaSleeve® PS Polyolefin Wire Marking Sleeves

B-342 PermaSleeve PS Polyolefin Wire Marking Sleeves are a 3:1 heat-shrinkable wire marking sleeve that fits snugly around wires for identification and protection.

These fade-resistant and flame-retardant sleeves have an operating temperature of -67°F to 275°F (-55°C to 135°C).

Meets Specifications:

- SAE-AS-23053/5
- SAE-AS-81531
- RoHS compliant
- UL recognized

Tested per:

- ASTM E162
- ASTM E662
- MIL-STD-202



Create Your B-342 PermaSleeve:

Use these steps to create a sleeve specific to your needs.

Example catalog number:

3PS - 187 - 2 - WT - S - 4

Product | Diameter | Width | Color | Roll Qty | Pieces (Optional)

Create your own:

____ - ____ - __ - ___ - __ - __

Product | Diameter | Width | Color | Roll Qty | Pieces (Optional)

Ribbon Ink Series

i75-R4300 Series
i75-R6600 Series
i75-R4400WT Series*
i75-R4500SV Series*

*For Black Sleeves Only

STEP 1: Product Type

PS	=	Single Sided Printing
3PS	=	Double Sided Printing

STEP 2: Diameter

094	=	3/32"	0.023" - 0.080" dia.	28 to 20 gauge
125	=	1/8"	0.046" - 0.110" dia.	22 to 16 gauge
187	=	3/16"	0.062" - 0.150" dia.	20 to 10 gauge
250	=	1/4"	0.094" - 0.215" dia.	16 to 8 gauge
375	=	3/8"	0.125" - 0.320" dia.	12 to 4 gauge
500	=	1/2"	0.187" - 0.450" dia.	8 to 1 gauge
750	=	3/4"	0.250" - 0.700" dia.	6 to 4/0 gauge
1000	=	1"	0.333" - 0.950" dia.	2 to 0.950" dia.
1500	=	1-1/2"	0.500" - 1.400" dia.	n/a

STEP 3: Sleeve Width

150	=	1-1⁄2" sleeve width
2	=	2" sleeve width

STEP 4: Color

Standard Colors	*Special Order Colors*		
WT = White	**BL** = Blue	**OR** = Orange	**PK** = Pink
YL = Yellow	**GR** = Green	**GY** = Gray	**RD** = Red
	BL = Black	**BR** = Brown	**VT** = Violet

STEP 5: Roll Qty. (optional)

For standard quantity, leave blank. For small quantity, enter "S".

If sleeve diameter is 094–25	Standard = 2,500	Small (S) = 500
If sleeve diameter is 375	Standard = 1,000	Small (S) = 250
If sleeve diameter is 500	Standard = 500	Small (S) = 250
If sleeve diameter is 750–1500	Standard = 250	Small (S) = 100

STEP 6: Pieces Per Sleeve (optional)

1 marker per sleeve is standard, if desired, the sleeve can be split into multiple pieces.

2	=	Sleeve is slit to create 2 pieces
3	=	Sleeve is slit to create 3 pieces
4	=	Sleeve is slit to create 4 pieces

Example: "3" slit

Catalog #	Color	Approx. Wire Gauge	Range of Wire Diameter Min. Max.	Supplied Dia. Inch (mm)	Recovered Dia. Inch (mm)	Recovered Wall Thickness Inch (mm)	Qty Per Row	Sleeves Per Roll	Rec. Ribbon
1.5" Sleeve Width, Single-sided Printable									
* PS-094-150-WT-S	White	28 to 20	0.023 (0.6) - 0.080 (2.0)	0.094 (2.4)	0.024 (0.6)	.024 (0.6) ± .003 (0.07)	1	500	i75-R6602
* PS-094-150-WT	White	28 to 20	0.023 (0.6) - 0.080 (2.0)	0.094 (2.4)	0.024 (0.6)	.024 (0.6) ± .003 (0.07)	1	2,500	i75-R6602
* PS-125-150-WT-S	White	22 to 16	0.046 (1.2) - 0.110 (2.8)	0.125 (3.2)	0.047 (1.2)	.020 (0.5) ± .003 (0.07)	1	500	i75-R6602
* PS-125-150-WT	White	22 to 16	0.046 (1.2) - 0.110 (2.8)	0.125 (3.2)	0.047 (1.2)	.020 (0.5) ± .003 (0.07)	1	2,500	i75-R6602
* PS-187-150-WT-S	White	20 to 10	0.062 (1.6) - 0.150 (3.8)	0.187 (4.7)	0.062 (1.6)	.020 (0.5) ± .003 (0.07)	1	500	i75-R6602
* PS-187-150-WT	White	20 to 10	0.062 (1.6) - 0.150 (3.8)	0.187 (4.7)	0.062 (1.6)	.020 (0.5) ± .003 (0.07)	1	2,500	i75-R6602
* PS-250-150-WT-S	White	16 to 8	0.094 (2.4) - 0.215 (5.5)	0.250 (6.4)	0.093 (2.4)	.025 (0.6) ± .003 (0.07)	1	500	i75-R6602
* PS-250-150-WT	White	16 to 8	0.094 (2.4) - 0.215 (5.5)	0.250 (6.4)	0.093 (2.4)	.025 (0.6) ± .003 (0.07)	1	2,500	i75-R6602
* PS-375-150-WT-S	White	12 to 4	0.125 (3.2) - 0.320 (8.13)	0.375 (9.5)	0.125 (3.1)	.025 (0.6) ± .003 (0.07)	1	250	i75-R6602
* PS-375-150-WT	White	12 to 4	0.125 (3.2) - 0.320 (8.13)	0.375 (9.5)	0.125 (3.1)	.025 (0.6) ± .003 (0.07)	1	1,000	i75-R6602
* PS-500-150-WT-S	White	8 to 1	0.187 (4.8) - 0.450 (11.4)	0.500 (12.7)	0.187 (4.7)	.025 (0.6) ± .003 (0.07)	1	250	i75-R6602
* PS-500-150-WT	White	8 to 1	0.187 (4.8) - 0.450 (11.4)	0.500 (12.7)	0.187 (4.7)	.025 (0.6) ± .003 (0.07)	1	500	i75-R6602
2" Sleeve Width, Single-sided Printable									
* PS-094-2-WT-S	White	28 to 20	0.023 (0.6) - 0.080 (2.0)	0.094 (2.4)	0.024 (0.6)	.024 (0.6) ± .003 (0.07)	1	500	i75-R6602
* PS-094-2-WT	White	28 to 20	0.023 (0.6) - 0.080 (2.0)	0.094 (2.4)	0.024 (0.6)	.024 (0.6) ± .003 (0.07)	1	2,500	i75-R6602
* PS-125-2-WT-S	White	22 to 16	0.046 (1.2) - 0.110 (2.8)	0.125 (3.2)	0.047 (1.2)	.020 (0.5) ± .003 (0.07)	1	500	i75-R6602
* PS-125-2-WT	White	22 to 16	0.046 (1.2) - 0.110 (2.8)	0.125 (3.2)	0.047 (1.2)	.020 (0.5) ± .003 (0.07)	1	2,500	i75-R6602
* PS-187-2-WT-S	White	20 to 10	0.062 (1.6) - 0.150 (3.8)	0.187 (4.7)	0.062 (1.6)	.020 (0.5) ± .003 (0.07)	1	500	i75-R6602
* PS-187-2-WT	White	20 to 10	0.062 (1.6) - 0.150 (3.8)	0.187 (4.7)	0.062 (1.6)	.020 (0.5) ± .003 (0.07)	1	2,500	i75-R6602
* PS-250-2-WT-S	White	16 to 8	0.094 (2.4) - 0.215 (5.5)	0.250 (6.4)	0.093 (2.4)	.025 (0.6) ± .003 (0.07)	1	500	i75-R6602
* PS-250-2-WT	White	16 to 8	0.094 (2.4) - 0.215 (5.5)	0.250 (6.4)	0.093 (2.4)	.025 (0.6) ± .003 (0.07)	1	2,500	i75-R6602
* PS-375-2-WT-S	White	12 to 4	0.125 (3.2) - 0.320 (8.13)	0.375 (9.5)	0.125 (3.1)	.025 (0.6) ± .003 (0.07)	1	250	i75-R6602
* PS-375-2-WT	White	12 to 4	0.125 (3.2) - 0.320 (8.13)	0.375 (9.5)	0.125 (3.1)	.025 (0.6) ± .003 (0.07)	1	1,000	i75-R6602
* PS-500-2-WT-S	White	8 to 1	0.187 (4.8) - 0.450 (11.4)	0.500 (12.7)	0.187 (4.7)	.025 (0.6) ± .003 (0.07)	1	250	i75-R6602
* PS-500-2-WT	White	8 to 1	0.187 (4.8) - 0.450 (11.4)	0.500 (12.7)	0.187 (4.7)	.025 (0.6) ± .003 (0.07)	1	500	i75-R6602
* PS-750-2-WT-S	White	6 to 4/0	0.250 (6.6) - 0.700 (17.8)	0.750 (19.0)	0.250 (6.4)	.025 (0.6) ± .003 (0.07)	1	100	i75-R6602
* PS-750-2-WT	White	6 to 4/0	0.250 (6.6) - 0.700 (17.8)	0.750 (19.0)	0.250 (6.4)	.025 (0.6) ± .003 (0.07)	1	250	i75-R6602
* PS-1000-2-WT-S	White	2 to 0.950 dia.	0.333 (8.5) - 0.950 (24.1)	1.000 (25.4)	0.375 (9.5)	.036 (0.9) ± .003 (0.07)	1	100	i75-R6602
* PS-1000-2-WT	White	2 to 0.950 dia.	0.333 (8.5) - 0.950 (24.1)	1.000 (25.4)	0.375 (9.5)	.036 (0.9) ± .003 (0.07)	1	250	i75-R6602
* PS-1500-2-WT-S	White	N/A	0.500 (12.7) - 1.400 (35.6)	1.500 (38.1)	0.500 (12.7)	.036 (0.9) ± .003 (0.07)	1	100	i75-R6602
* PS-1500-2-WT	White	N/A	0.500 (12.7) - 1.400 (35.6)	1.500 (38.1)	0.500 (12.7)	.036 (0.9) ± .003 (0.07)	1	250	i75-R6602
2" Sleeve Width, Double-sided Printable									
* 3PS-094-2-WT-S	White	28 to 20	0.023 (0.6) - 0.080 (2.0)	0.094 (2.4)	0.024 (0.6)	.024 (0.6) ± .003 (0.07)	1	500	i75-R6602
* 3PS-094-2-WT	White	28 to 20	0.023 (0.6) - 0.080 (2.0)	0.094 (2.4)	0.024 (0.6)	.024 (0.6) ± .003 (0.07)	1	2,500	i75-R6602
* 3PS-125-2-WT-S	White	22 to 16	0.046 (1.2) - 0.110 (2.8)	0.125 (3.2)	0.047 (1.2)	.020 (0.5) ± .003 (0.07)	1	500	i75-R6602
* 3PS-125-2-WT	White	22 to 16	0.046 (1.2) - 0.110 (2.8)	0.125 (3.2)	0.047 (1.2)	.020 (0.5) ± .003 (0.07)	1	2,500	i75-R6602
* 3PS-187-2-WT-S	White	20 to 10	0.062 (1.6) - 0.150 (3.8)	0.187 (4.7)	0.062 (1.6)	.020 (0.5) ± .003 (0.07)	1	500	i75-R6602
* 3PS-187-2-WT	White	20 to 10	0.062 (1.6) - 0.150 (3.8)	0.187 (4.7)	0.062 (1.6)	.020 (0.5) ± .003 (0.07)	1	2,500	i75-R6602
* 3PS-250-2-WT-S	White	16 to 8	0.094 (2.4) - 0.215 (5.5)	0.250 (6.4)	0.093 (2.4)	.025 (0.6) ± .003 (0.07)	1	500	i75-R6602
* 3PS-250-2-WT	White	16 to 8	0.094 (2.4) - 0.215 (5.5)	0.250 (6.4)	0.093 (2.4)	.025 (0.6) ± .003 (0.07)	1	2,500	i75-R6602
* 3PS-375-2-WT-S	White	12 to 4	0.125 (3.2) - 0.320 (8.13)	0.375 (9.5)	0.125 (3.1)	.025 (0.6) ± .003 (0.07)	1	250	i75-R6602
* 3PS-375-2-WT	White	12 to 4	0.125 (3.2) - 0.320 (8.13)	0.375 (9.5)	0.125 (3.1)	.025 (0.6) ± .003 (0.07)	1	1,000	i75-R6602
* 3PS-500-2-WT-S	White	8 to 1	0.187 (4.8) - 0.450 (11.4)	0.500 (12.7)	0.187 (4.7)	.025 (0.6) ± .003 (0.07)	1	250	i75-R6602
* 3PS-500-2-WT	White	8 to 1	0.187 (4.8) - 0.450 (11.4)	0.500 (12.7)	0.187 (4.7)	.025 (0.6) ± .003 (0.07)	1	500	i75-R6602
* 3PS-750-2-WT-S	White	6 to 4/0	0.250 (6.6) - 0.700 (17.8)	0.750 (19.0)	0.250 (6.4)	.025 (0.6) ± .003 (0.07)	1	100	i75-R6602
* 3PS-750-2-WT	White	6 to 4/0	0.250 (6.6) - 0.700 (17.8)	0.750 (19.0)	0.250 (6.4)	.025 (0.6) ± .003 (0.07)	1	250	i75-R6602
* 3PS-1000-2-WT-S	White	2 to 0.950 dia.	0.333 (8.5) - 0.950 (24.1)	1.000 (25.4)	0.375 (9.5)	.036 (0.9) ± .003 (0.07)	1	100	i75-R6602
* 3PS-1000-2-WT	White	2 to 0.950 dia	0.333 (8.5) - 0.950 (24.1)	1.000 (25.4)	0.375 (9.5)	.036 (0.9) ± .003 (0.07)	1	250	i75-R6602
* 3PS-1500-2-WT-S	White	N/A	0.500 (12.7) - 1.400 (35.6)	1.500 (38.1)	0.500 (12.7)	.036 (0.9) ± .003 (0.07)	1	100	i75-R6602
* 3PS-1500-2-WT	White	N/A	0.500 (12.7) - 1.400 (35.6)	1.500 (38.1)	0.500 (12.7)	.036 (0.9) ± .003 (0.07)	1	250	i75-R6602

* ⚠ **WARNING:** Cancer www.P65Warnings.ca.gov

B-344 PermaSleeve® FR Fluid Resistant Wire Marking Sleeves

B-344 PermaSleeve Fluid Resistant Wire Marking Sleeves are a 3:1 heat-shrinkable wire marking sleeve that fits snugly around wires for identification and protection, and offers greater resistance to harsh chemicals such as fuels, lubricants and cleaning solvents.

Meets specifications:

- SAE-AS-23053/6 (Class 1)
- SAE-AS-81531

Tested per:

- ASTM E162
- ASTM E662
- MIL-STD-202G

Temp Range:

- -67°F to 275°F (-55°C to 135°C)

Shrink Ratio:

- 3:1 for 1" dia only
- 2:1 for 1-1/5" dia. only

Create Your B-344 PermaSleeve:

Use these steps to create a sleeve specific to your needs.

Example catalog number:

3FR - 187 - 2 - WT - S - 4

Product | Diameter | Width | Color | Roll Qty | Pieces (Optional)

Create your own:

_____ - _____ - ___ - ___ - ___ - ___

Product | Diameter | Width | Color | Roll Qty | Pieces (Optional)

Ribbon Ink Series

i75-R6600 Series
i75-R6700WT Series*

*For Black Sleeves Only

STEP 1: Product Type

3FR	=	Double-sided 3:1 shrink ratio for 094–1000 dia. only
2FR	=	Double-sided 2:1 shrink ratio for 1500 dia. only

STEP 2: Diamenter

094	=	3/32"	0.023" - 0.080" dia.	28 to 20 gauge
125	=	1/8"	0.046" - 0.110" dia.	22 to 16 gauge
187	=	3/16"	0.062" - 0.150" dia.	20 to 10 gauge
250	=	1/4"	0.094" - 0.215" dia.	16 to 8 gauge
375	=	3/8"	0.125" - 0.320" dia.	12 to 4 gauge
500	=	1/2"	0.187" - 0.450" dia.	8 to 1 gauge
750	=	3/4"	0.250" - 0.700" dia.	6 to 4/0 gauge
1000	=	1"	0.333" - 0.950" dia.	2 to 0.950" dia.
1500	=	1-1/2"	0.750" - 1.400" dia.	n/a

STEP 3: Sleeve Width

2 = 2" sleeve width

STEP 4: Color

Standard Colors	*Special Order Colors*		
WT = White	**BL** = Blue	**OR** = Orange	**PK** = Pink
YL = Yellow	**GR** = Green	**GY** = Gray	**RD** = Red
	BL = Black	**BR** = Brown	**VT** = Violet

STEP 5: Roll Qty. *(optional)*

For standard quantity, leave blank. For small quantity, enter "S".

If sleeve diameter is 094–250	Standard = 2,500	Small (S) = 500
If sleeve diameter is 375	Standard = 1,000	Small (S) = 250
If sleeve diameter is 500	Standard = 500	Small (S) = 250
If sleeve diameter is 750–1500	Standard = 250	Small (S) = 100

STEP 6: Pieces Per Sleeve *(optional)*

1 marker per sleeve is standard, if desired, the sleeve can be split into multiple pieces.

2 = Sleeve is slit to create 2 pieces

Example: "2" slit

Catalog #	Color	Approx. Wire Gauge	Range of Wire Diameter Min. Max.	Supplied Dia. Inch (mm)	Recovered Dia. Inch (mm)	Recovered Wall Thickness Inch (mm)	Qty Per Row	Sleeves Per Roll	Rec. Ribbon
3:1 Ratio, 2" Sleeve Width, Double-sided Printable									
* 3FR-094-2-WT-S	White	28 to 20	0.023 (0.6) - 0.080 (2.0)	0.094" (2.4)	0.031" (0.79)	.020" (0.508) +/- .003" (0.076)	1	500	i75-R6602
* 3FR-094-2-WT	White	28 to 20	0.023 (0.6) - 0.080 (2.0)	0.094" (2.4)	0.031" (0.79)	.020" (0.508) +/- .003" (0.076)	1	2,500	i75-R6602
* 3FR-125-2-WT-S	White	22 to 16	0.042 (1.1) - 0.110 (2.8)	0.125 (3.2)	0.042" (1.07)	.020" (0.508) +/- .003" (0.076)	1	500	i75-R6602
* 3FR-125-2-WT	White	22 to 16	0.042 (1.1) - 0.110 (2.8)	0.125 (3.2)	0.042" (1.07)	.020" (0.508) +/- .003" (0.076)	1	2,500	i75-R6602
* 3FR-187-2-WT-S	White	20 to 10	0.062 (1.6) - 0.150 (3.8)	0.187" (4.7)	0.062" (1.57)	.023" (0.584) +/- .003" (0.076)	1	500	i75-R6602
* 3FR-187-2-WT	White	20 to 10	0.062 (1.6) - 0.150 (3.8)	0.187" (4.7)	0.062" (1.57)	.023" (0.584) +/- .003" (0.076)	1	2,500	i75-R6602
* 3FR-250-2-WT-S	White	16 to 8	0.083 (2.1) - 0.215 (5.5)	0.250" (6.4)	0.083" (2.11)	.023" (0.584) +/- .003" (0.076)	1	500	i75-R6602
* 3FR-250-2-WT	White	16 to 8	0.083 (2.1) - 0.215 (5.5)	0.250" (6.4)	0.083" (2.11)	.023" (0.584) +/- .003" (0.076)	1	2,500	i75-R6602
* 3FR-375-2-WT-S	White	12 to 4	0.125 (3.2) - 0.320 (8.13)	0.375" (9.5)	0.125" (3.18)	.024" (0.610) +/- .003" (0.076)	1	250	i75-R6602
* 3FR-375-2-WT	White	12 to 4	0.125 (3.2) - 0.320 (8.13)	0.375" (9.5)	0.125" (3.18)	.024" (0.610) +/- .003" (0.076)	1	1,000	i75-R6602
* 3FR-500-2-WT-S	White	8 to 1	0.166 (4.2) - 0.450 (11.4)	0.500" (12.7)	0.166" (4.22)	.024" (0.610) +/- .003" (0.076)	1	250	i75-R6602
* 3FR-500-2-WT	White	8 to 1	0.166 (4.2) - 0.450 (11.4)	0.500" (12.7)	0.166" (4.22)	.024" (0.610) +/- .003" (0.076)	1	500	i75-R6602
* 3FR-750-2-WT-S	White	6 to 4/0	0.250 (6.6) - 0.700 (17.8)	0.750" (19.0)	0.250" (6.35)	.024" (0.610) +/- .003" (0.076)		100	i75-R6602
* 3FR-750-2-WT	White	6 to 4/0	0.250 (6.6) - 0.700 (17.8)	0.750" (19.0)	0.250" (6.35)	.024" (0.610) +/- .003" (0.076)		250	i75-R6602
* 3FR-1000-2-WT-S	White	2 to 0.950 dia	0.333 (8.45) - 0.950 (24.13)	1.000" (25.4)	0.333" (8.46)	.025" (0.635) +/- .003" (0.076)		100	i75-R6602
* 3FR-1000-2-WT	White	2 to 0.950 dia	0.333 (8.45) - 0.950 (24.13)	1.000" (25.4)	0.333" (8.46)	.025" (0.635) +/- .003" (0.076)		250	i75-R6600
2:1 Ratio, 2" Sleeve Width, Double-sided Printable									
* 2FR-1500-2-WT-S	White	N/A	0.75 (19.05) - 1.450 (36.84)	1.500 (38.1)	0.75 (19.1)	.035" (0.889) +/- .003" (0.076)	1	100	i75-R6602
* 2FR-1500-2-WT	White	N/A	0.75 (19.05) - 1.450 (36.84)	1.500 (38.1)	0.75 (19.1)	.035" (0.889) +/- .003" (0.076)	1	250	i75-R6602

* ⚠ **WARNING:** Cancer www.P65Warnings.ca.gov

B-7641 PermaSleeve® LSZH Low Smoke Zero Halogen Polyolefin Wire Marking Sleeves

B-7641 PermaSleeve LSZH polyolefin wire marking sleeves are 2:1 heat-shrinkable, low smoke and zero halogen. These wire marking sleeves offer outstanding fire safety properties and minimal smoke emission.

These low smoke zero halogen materials have an operating temperature of -22°F to 221°F (-30°C to 105°C).



Meets specifications:

- SAE-AS-81531
- EN45545-2
- RoHS compliant

Tested per:

- ASTM E162
- ASTM E662
- MIL-STD-202

Create Your B-7641 PermaSleeve:

Use these steps to create a sleeve specific to your needs.

Example catalog number:

LSZH - 187 - 2 - WT - S - 4

Product | Diameter | Width | Color | Roll Qty | Pieces (Roll Qty and Pieces: Optional)

Create your own:

_____ - _____ - ___ - ___ - ___ - ___

Product | Diameter | Width | Color | Roll Qty | Pieces (Roll Qty and Pieces: Optional)

Ribbon Ink Series

i75-R4300 Series
i75-R6000 Series
i75-R6600 Series
i75-R6700WT Series*

*For Black Sleeves Only

STEP 1: Product Type

LSZH	=	Single Sided Printing
2LSZH	=	Double Sided Printing

STEP 2: Diameter

094	=	3/32"	0.047" - 0.080" dia.	24 to 20 gauge
125	=	1/8"	0.062" - 0.110" dia.	20 to 16 gauge
187	=	3/16"	0.094" - 0.151" dia.	16 to 10 gauge
250	=	1/4"	0.125" - 0.215" dia.	12 to 8 gauge
375	=	3/8"	0.188" - 0.320" dia.	8 to 4 gauge
500	=	1/2"	0.250" - 0.450" dia.	6 to 1 gauge
750	=	3/4"	0.375" - 0.700" dia.	2 to 4/0 gauge
1000	=	1"	0.450" - 0.950" dia.	2/0 to 0.950" dia.
1500	=	1-1/2"	0.750" - 1.400" dia.	n/a
2000	=	2"	1.000" - 1.900" dia.	n/a

STEP 3: Sleeve Width

150	=	1-1/2" sleeve width
2	=	2" sleeve width
3	=	3" sleeve width *(only available in 1000, 1500 and 2000 dia. parts)*

STEP 4: Color

Standard Colors	*Special Order Colors*		
WT = White	BL = Blue	OR = Orange	RD = Red
YL = Yellow	GR = Green	GY = Gray	VT = Violet

STEP 5: Roll Size *(optional)*

For standard quantity, leave blank. For small quantity, enter "S".

If sleeve diameter is 094–187	Standard = 2,500	Small (S) = 500
If sleeve diameter is 250-375	Standard = 1,000	Small (S) = 250
If sleeve diameter is 500	Standard = 500	Small (S) = 250
If sleeve diameter is 750–1500	Standard = 250	Small (S) = 100
If sleeve diameter is 2000	Standard = 100	Small (S) = 50

STEP 6: Pieces Per Sleeve *(optional)*

1 marker per sleeve is standard, if desired, the sleeve can be split into multiple pieces.

2	=	Sleeve is slit to create 2 pieces
3	=	Sleeve is slit to create 3 pieces
4	=	Sleeve is slit to create 4 pieces

Example: "3" slit

Catalog #	Color	Approx. Wire Gauge	Range of Wire Diameter Min. Max.	Supplied Dia. Inch (mm)	Recovered Dia. Inch (mm)	Recovered Wall Thickness Inch (mm)	Qty Per Row	Sleeves Per Roll	Rec. Ribbon
1.5" Sleeve Width, Single-sided Printable									
LSZH-094-150-WT	White	24 to 20	0.047 (1.2) - 0.080 (2.0)	0.094 (2.4)	0.047 (1.2)	.021 (0.5) ± .004 (0.1)	1	2,500	i75-R6002
LSZH-094-150-WT-S	White	24 to 20	0.047 (1.2) - 0.080 (2.0)	0.094 (2.4)	0.047 (1.2)	.021 (0.5) ± .004 (0.1)	1	500	i75-R6002
LSZH-125-150-WT	White	20 to 16	0.062 (1.6) - 0.110 (2.8)	0.125 (3.2)	0.063 (1.6)	.025 (0.6) ± .003 (0.07)	1	2,500	i75-R6002
LSZH-125-150-WT-S	White	20 to 16	0.062 (1.6) - 0.110 (2.8)	0.125 (3.2)	0.063 (1.6)	.025 (0.6) ± .003 (0.07)	1	500	i75-R6002
LSZH-187-150-WT-M	White	16 to 10	0.094 (2.4) - 0.151 (3.8)	0.187 (4.8)	0.094 (2.4)	.025 (0.6) ± .003 (0.07)	1	2,500	i75-R6002
LSZH-187-150-WT-S	White	16 to 10	0.094 (2.4) - 0.151 (3.8)	0.187 (4.8)	0.094 (2.4)	.025 (0.6) ± .003 (0.07)	1	500	i75-R6002
LSZH-250-150-WT-M	White	12 to 8	0.125 (3.2) - 0.215 (5.5)	0.250 (6.4)	0.126 (3.2)	.029 (0.7) ± .003 (0.07)	1	1,000	i75-R6002
LSZH-250-150-WT-S	White	12 to 8	0.125 (3.2) - 0.215 (5.5)	0.250 (6.4)	0.126 (3.2)	.029 (0.7) ± .003 (0.07)	1	250	i75-R6002
LSZH-375-150-WT	White	8 to 4	0.188 (4.8) - 0.320 (8.1)	0.375 (9.5)	0.189 (4.8)	.028 (0.7) ± .002 (0.05)	1	1,000	i75-R6002
LSZH-375-150-WT-S	White	8 to 4	0.188 (4.8) - 0.320 (8.1)	0.375 (9.5)	0.189 (4.8)	.028 (0.7) ± .002 (0.05)	1	250	i75-R6002
LSZH-500-150-WT	White	6 to 1	0.250 (6.4) - 0.450 (11.4)	0.500 (12.7)	0.252 (6.4)	.028 (0.7) ± .002 (0.05)	1	500	i75-R6002
LSZH-500-150-WT-S	White	6 to 1	0.250 (6.4) - 0.450 (11.4)	0.500 (12.7)	0.252 (6.4)	.028 (0.7) ± .002 (0.05)	1	250	i75-R6002
LSZH-750-150-WT	White	2 to 4/0	0.375 (9.5) - 0.700 (17.8)	0.750 (19.0)	0.375 (9.5)	.031 (0.8) ± .003 (0.07)	1	250	i75-R6002
LSZH-750-150-WT-S	White	2 to 4/0	0.375 (9.5) - 0.700 (17.8)	0.750 (19.0)	0.375 (9.5)	.031 (0.8) ± .003 (0.07)	1	100	i75-R6002
LSZH-1000-150-WT	White	2/0 to 0.950" dia.	0.450 (11.4) - 0.950 (24.1)	1.000 (25.4)	0.500 (12.7)	.036 (0.9) ± .003 (0.07)	1	250	i75-R6002
LSZH-1000-150-WT-S	White	2/0 to 0.950" dia.	0.450 (11.4) - 0.950 (24.1)	1.000 (25.4)	0.500 (12.7)	.036 (0.9) ± .003 (0.07)	1	100	i75-R6002
LSZH-1500-150-WT	White	N/A	0.750 (19.0) - 1.400 (35.6)	1.500 (38.1)	0.752 (19.1)	.038 (1.0) ± .003 (0.07)	1	250	i75-R6002
LSZH-1500-150-WT-S	White	N/A	0.750 (19.0) - 1.400 (35.6)	1.500 (38.1)	0.752 (19.1)	.038 (1.0) ± .003 (0.07)	1	100	i75-R6002
LSZH-2000-150-WT	White	N/A	1.000 (25.4) - 1.900 (48.3)	2.000 (50.8)	1.000 (25.4)	.038 (1.0) ± .003 (0.07)	1	100	i75-R6002
LSZH-2000-150-WT-S	White	N/A	1.000 (25.4) - 1.900 (48.3)	2.000 (50.8)	1.000 (25.4)	.038 (1.0) ± .003 (0.07)	1	50	i75-R6002
2" Sleeve Width, Single-sided Printable									
LSZH-094-2-WT-S	White	24 to 20	0.047 (1.2) - 0.080 (2.0)	0.094 (2.4)	0.047 (1.2)	.021 (0.5) ± .004 (0.1)	1	500	i75-R6002
LSZH-094-2-WT	White	24 to 20	0.047 (1.2) - 0.080 (2.0)	0.094 (2.4)	0.047 (1.2)	.021 (0.5) ± .004 (0.1)	1	2,500	i75-R6002
LSZH-125-2-WT-S	White	20 to 16	0.062 (1.6) - 0.110 (2.8)	0.125 (3.2)	0.063 (1.6)	.025 (0.6) ± .003 (0.07)	1	500	i75-R6002
LSZH-125-2-WT	White	20 to 16	0.062 (1.6) - 0.110 (2.8)	0.125 (3.2)	0.063 (1.6)	.025 (0.6) ± .003 (0.07)	1	2,500	i75-R6002
LSZH-187-2-WT-S	White	16 to 10	0.094 (2.4) - 0.151 (3.8)	0.187 (4.8)	0.094 (2.4)	.025 (0.6) ± .003 (0.07)	1	500	i75-R6002
LSZH-187-2-WT-M	White	16 to 10	0.094 (2.4) - 0.151 (3.8)	0.187 (4.8)	0.094 (2.4)	.025 (0.6) ± .003 (0.07)	1	2,500	i75-R6002
LSZH-250-2-WT-S	White	12 to 8	0.125 (3.2) - 0.215 (5.5)	0.250 (6.4)	0.126 (3.2)	.029 (0.7) ± .003 (0.07)	1	250	i75-R6002
LSZH-250-2-WT-M	White	12 to 8	0.125 (3.2) - 0.215 (5.5)	0.250 (6.4)	0.126 (3.2)	.029 (0.7) ± .003 (0.07)	1	1,000	i75-R6002
LSZH-375-2-WT-S	White	8 to 4	0.188 (4.8) - 0.320 (8.1)	0.375 (9.5)	0.189 (4.8)	.028 (0.7) ± .002 (0.05)	1	250	i75-R6002
LSZH-375-2-WT	White	8 to 4	0.188 (4.8) - 0.320 (8.1)	0.375 (9.5)	0.189 (4.8)	.028 (0.7) ± .002 (0.05)	1	1,000	i75-R6002
LSZH-500-2-WT-S	White	6 to 1	0.250 (6.4) - 0.450 (11.4)	0.500 (12.7)	0.252 (6.4)	.028 (0.7) ± .002 (0.05)	1	250	i75-R6002
LSZH-500-2-WT	White	6 to 1	0.250 (6.4) - 0.450 (11.4)	0.500 (12.7)	0.252 (6.4)	.028 (0.7) ± .002 (0.05)	1	500	i75-R6002
LSZH-750-2-WT-S	White	2 to 4/0	0.375 (9.5) - 0.700 (17.8)	0.750 (19.0)	0.375 (9.5)	.031 (0.8) ± .003 (0.07)	1	100	i75-R6002
LSZH-750-2-WT	White	2 to 4/0	0.375 (9.5) - 0.700 (17.8)	0.750 (19.0)	0.375 (9.5)	.031 (0.8) ± .003 (0.07)	1	250	i75-R6002
LSZH-1000-2-WT-S	White	2/0 to 0.950" dia.	0.450 (11.4) - 0.950 (24.1)	1.000 (25.4)	0.500 (12.7)	.036 (0.9) ± .003 (0.07)	1	100	i75-R6002
LSZH-1000-2-WT	White	2/0 to 0.950" dia.	0.450 (11.4) - 0.950 (24.1)	1.000 (25.4)	0.500 (12.7)	.036 (0.9) ± .003 (0.07)	1	250	i75-R6002
LSZH-1500-2-WT	White	N/A	0.750 (19.0) - 1.400 (35.6)	1.500 (38.1)	0.752 (19.1)	.038 (1.0) ± .003 (0.07)	1	250	i75-R6002
LSZH-2000-2-WT-S	White	N/A	1.000 (25.4) - 1.900 (48.3)	2.000 (50.8)	1.000 (25.4)	.038 (1.0) ± .003 (0.07)	1	50	i75-R6002
LSZH-2000-2-WT	White	N/A	1.000 (25.4) - 1.900 (48.3)	2.000 (50.8)	1.000 (25.4)	.038 (1.0) ± .003 (0.07)	1	100	i75-R6002
2" Sleeve Width, Double-sided Printable									
2LSZH-094-2-WT	White	24 to 20	0.047 (1.2) - 0.080 (2.0)	0.094 (2.4)	0.047 (1.2)	.021 (0.5) ± .004 (0.1)	1	2,500	i75-R6002
2LSZH-094-2-WT-S	White	24 to 20	0.047 (1.2) - 0.080 (2.0)	0.094 (2.4)	0.047 (1.2)	.021 (0.5) ± .004 (0.1)	1	500	i75-R6002
2LSZH-125-2-WT	White	20 to 16	0.062 (1.6) - 0.110 (2.8)	0.125 (3.2)	0.063 (1.6)	.025 (0.6) ± .003 (0.07)	1	2,500	i75-R6002
2LSZH-125-2-WT-S	White	20 to 16	0.062 (1.6) - 0.110 (2.8)	0.125 (3.2)	0.063 (1.6)	.025 (0.6) ± .003 (0.07)	1	500	i75-R6002
2LSZH-187-2-WT-M	White	16 to 10	0.094 (2.4) - 0.151 (3.8)	0.187 (4.8)	0.094 (2.4)	.025 (0.6) ± .003 (0.07)	1	2,500	i75-R6002
2LSZH-187-2-WT-S	White	16 to 10	0.094 (2.4) - 0.151 (3.8)	0.187 (4.8)	0.094 (2.4)	.025 (0.6) ± .003 (0.07)	1	500	i75-R6002
2LSZH-250-2-WT-M	White	12 to 8	0.125 (3.2) - 0.215 (5.5)	0.250 (6.4)	0.126 (3.2)	.029 (0.7) ± .003 (0.07)	1	1,000	i75-R6002
2LSZH-250-2-WT-S	White	12 to 8	0.125 (3.2) - 0.215 (5.5)	0.250 (6.4)	0.126 (3.2)	.029 (0.7) ± .003 (0.07)	1	250	i75-R6002
2LSZH-375-2-WT	White	8 to 4	0.188 (4.8) - 0.320 (8.1)	0.375 (9.5)	0.189 (4.8)	.028 (0.7) ± .002 (0.05)	1	1,000	i75-R6002
2LSZH-375-2-WT-S	White	8 to 4	0.188 (4.8) - 0.320 (8.1)	0.375 (9.5)	0.189 (4.8)	.028 (0.7) ± .002 (0.05)	1	250	i75-R6002
2LSZH-500-2-WT	White	6 to 1	0.250 (6.4) - 0.450 (11.4)	0.500 (12.7)	0.252 (6.4)	.028 (0.7) ± .002 (0.05)	1	500	i75-R6002
2LSZH-500-2-WT-S	White	6 to 1	0.250 (6.4) - 0.450 (11.4)	0.500 (12.7)	0.252 (6.4)	.028 (0.7) ± .002 (0.05)	1	250	i75-R6002
2LSZH-750-2-WT	White	2 to 4/0	0.375 (9.5) - 0.700 (17.8)	0.750 (19.0)	0.375 (9.5)	.031 (0.8) ± .003 (0.07)	1	250	i75-R6002
2LSZH-750-2-WT-S	White	2 to 4/0	0.375 (9.5) - 0.700 (17.8)	0.750 (19.0)	0.375 (9.5)	.031 (0.8) ± .003 (0.07)	1	100	i75-R6002
2LSZH-1000-2-WT	White	2/0 to 0.950" dia.	0.450 (11.4) - 0.950 (24.1)	1.000 (25.4)	0.500 (12.7)	.036 (0.9) ± .003 (0.07)	1	250	i75-R6002
2LSZH-1000-2-WT-S	White	2/0 to 0.950" dia.	0.450 (11.4) - 0.950 (24.1)	1.000 (25.4)	0.500 (12.7)	.036 (0.9) ± .003 (0.07)	1	100	i75-R6002
2LSZH-1500-2-WT	White	N/A	0.750 (19.0) - 1.400 (35.6)	1.500 (38.1)	0.752 (19.1)	.038 (1.0) ± .003 (0.07)	1	250	i75-R6002
2LSZH-2000-2-WT	White	N/A	1.000 (25.4) - 1.900 (48.3)	2.000 (50.8)	1.000 (25.4)	.038 (1.0) ± .003 (0.07)	1	100	i75-R6002
2LSZH-2000-2-WT-S	White	N/A	1.000 (25.4) - 1.900 (48.3)	2.000 (50.8)	1.000 (25.4)	.038 (1.0) ± .003 (0.07)	1	50	i75-R6002

B-7642 PermaSleeve® HX Polyolefin Wire Marking Sleeves

B-7642 PermaSleeve HX Polyolefin Wire Marking Sleeves are 2:1 heat-shrinkable wire marking sleeves. The sleeves are high-temperature rated, highly flame-retardant and very flexible.

These heat-shrinkable wire marking sleeves have an operating temperature of -40°F to 248°F (-40°C to 120°C).

Meets specifications:

- SAE-AS-23053/5 Class 1 and 3
- SAE-AS-81531
- RoHS compliant

Tested per:

- ASTM E162
- ASTM E662
- MIL-STD-202

Create Your B-7642 PermaSleeve:

Use these steps to create a sleeve specific to your needs.

Example catalog number:

2HX - 187 - 2 - WT - S - 4

Product | Diameter | Width | Color | Roll Qty | Pieces (Optional)

Create your own:

____ - ____ - ___ - ___ - ____ - ____

Product | Diameter | Width | Color | Roll Qty | Pieces (Optional)

Ribbon Ink Series

i75-R4300 Series
i75-R6400 Series
i75-R6600 Series
i75-R6700WT Series*

*For Black Sleeves Only

STEP 1: Product Type

HX	=	Single Sided Printing
2HX	=	Double Sided Printing

STEP 2: Diameter

094	=	3/32"	0.047" - 0.080" dia.	24 to 20 gauge
125	=	1/8"	0.062" - 0.110" dia.	20 to 16 gauge
187	=	3/16"	0.094" - 0.151" dia.	16 to 10 gauge
250	=	1/4"	0.125" - 0.215" dia.	12 to 8 gauge
375	=	3/8"	0.188" - 0.320" dia.	8 to 4 gauge
500	=	1/2"	0.250" - 0.450" dia.	6 to 1 gauge
750	=	3/4"	0.375" - 0.700" dia.	2 to 4/0 gauge
1000	=	1"	0.450" - 0.950" dia.	2/0 to 0.950" dia.
1500	=	1-1/2"	0.750" - 1.400" dia.	n/a
2000	=	2"	1.000" - 1.900" dia.	n/a

STEP 3: Sleeve Width

150	=	1-1⁄2" sleeve width
2	=	2" sleeve width
3	=	3" sleeve width *(only available in 1000, 1500 and 2000 dia. parts)*

STEP 4: Color

Standard Colors
WT = White

Special Order Colors
YL = Yellow | **BL** = Blue | **OR** = Orange | **GY** = Gray
BK = Black | **GR** = Green | **RD** = Red | **VT** = Violet

STEP 5: Roll Size *(optional)*

For standard quantity, leave blank. For small quantity, enter "S". For jumbo quantity, enter "J".

If sleeve dia. is 094–187	Standard = 2,500	Small (S) = 500	Jumbo (J) = 10,000
If sleeve dia. is 250	Standard = 1,000	Small (S) = 250	Jumbo (J) = 7,500
If sleeve dia. is 375	Standard = 1,000	Small (S) = 250	Jumbo (J) = 2,500
If sleeve dia. is 500	Standard = 500	Small (S) = 250	Jumbo (J) = 2,500
If sleeve dia. is 750-1000	Standard = 250	Small (S) = 100	Jumbo (J) = 2,500
If sleeve dia. is 1500	Standard = 250	Small (S) = 100	Jumbo (J) = 1,000
If sleeve dia. is 2000	Standard = 100	Small (S) = 50	Jumbo (J) = 1,000

STEP 6: Pieces Per Sleeve *(optional)*

1 marker per sleeve is standard, if desired, the sleeve can be split into multiple pieces.

2	=	Sleeve is slit to create 2 pieces
3	=	Sleeve is slit to create 3 pieces
4	=	Sleeve is slit to create 4 pieces

Example: "3" slit

Catalog #	Color	Approx. Wire Gauge	Range of Wire Diameter Min. Max.	Supplied Dia. Inch (mm)	Recovered Dia. Inch (mm)	Recovered Wall Thickness Inch (mm)	Qty Per Row	Sleeves Per Roll	Rec. Ribbon
1.5" Sleeve Width, Single-sided Printable									
HX-094-150-WT-S	White	24 to 20	0.047 (1.2) - 0.080 (2.0)	0.094 (2.4)	0.047 (1.2)	0.020 (0.5) ± 0.003 (0.07)	1	500	i75-R6402
HX-094-150-WT	White	24 to 20	0.047 (1.2) - 0.080 (2.0)	0.094 (2.4)	0.047 (1.2)	0.020 (0.5) ± 0.003 (0.07)	1	2,500	i75-R6402
HX-125-150-WT-S	White	20 to 16	0.062 (1.6) - 0.110 (2.8)	0.125 (3.2)	0.063 (1.6)	0.020 (0.5) ± 0.003 (0.07)	1	500	i75-R6402
HX-125-150-WT	White	20 to 16	0.062 (1.6) - 0.110 (2.8)	0.125 (3.2)	0.063 (1.6)	0.020 (0.5) ± 0.003 (0.07)	1	2,500	i75-R6402
HX-187-150-WT-S	White	16 to 10	0.094 (2.4) - 0.151 (3.8)	0.187 (4.8)	0.094 (2.4)	0.020 (0.5) ± 0.003 (0.07)	1	500	i75-R6402
HX-187-150-WT	White	16 to 10	0.094 (2.4) - 0.151 (3.8)	0.187 (4.8)	0.094 (2.4)	0.020 (0.5) ± 0.003 (0.07)	1	2,500	i75-R6402
HX-250-150-WT-S	White	12 to 8	0.125 (3.2) - 0.215 (5.5)	0.250 (6.4)	0.126 (3.2)	0.025 (0.6) ± 0.003 (0.07)	1	250	i75-R6402
HX-250-150-WT	White	12 to 8	0.125 (3.2) - 0.215 (5.5)	0.250 (6.4)	0.126 (3.2)	0.025 (0.6) ± 0.003 (0.07)	1	1,000	i75-R6402
HX-375-150-WT-S	White	8 to 4	0.188 (4.8) - 0.320 (8.1)	0.375 (9.5)	0.189 (4.8)	0.025 (0.6) ± 0.003 (0.07)	1	250	i75-R6402
HX-375-150-WT	White	8 to 4	0.188 (4.8) - 0.320 (8.1)	0.375 (9.5)	0.189 (4.8)	0.025 (0.6) ± 0.003 (0.07)	1	1,000	i75-R6402
HX-500-150-WT-S	White	6 to 1	0.250 (6.4) - 0.450 (11.4)	0.500 (12.7)	0.252 (6.4)	0.025 (0.6) ± 0.003 (0.07)	1	250	i75-R6402
HX-500-150-WT	White	6 to 1	0.250 (6.4) - 0.450 (11.4)	0.500 (12.7)	0.252 (6.4)	0.025 (0.6) ± 0.003 (0.07)	1	500	i75-R6402
HX-750-150-WT-S	White	2 to 4/0	0.375 (9.5) - 0.700 (17.8)	0.750 (19.0)	0.374 (9.5)	0.030 (0.8) ± 0.003 (0.07)	1	100	i75-R6402
HX-750-150-WT	White	2 to 4/0	0.375 (9.5) - 0.700 (17.8)	0.750 (19.0)	0.374 (9.5)	0.030 (0.8) ± 0.003 (0.07)	1	250	i75-R6402
HX-1000-150-WT-S	White	2/0 to 0.950" dia.	0.450 (11.4) - 0.950 (24.1)	1.000 (25.4)	0.500 (12.7)	0.035 (0.9) ± 0.005 (0.1)	1	100	i75-R6402
HX-1000-150-WT	White	2/0 to 0.950" dia.	0.450 (11.4) - 0.950 (24.1)	1.000 (25.4)	0.500 (12.7)	0.035 (0.9) ± 0.005 (0.1)	1	250	i75-R6402
HX-1500-150-WT-S	White	N/A	0.750 (19.0) - 1.400 (35.6)	1.500 (38.1)	0.752 (19.1)	0.040 (1.0) ± 0.006 (0.2)	1	100	i75-R6402
HX-1500-150-WT	White	N/A	0.750 (19.0) - 1.400 (35.6)	1.500 (38.1)	0.752 (19.1)	0.040 (1.0) ± 0.006 (0.2)	1	250	i75-R6402
HX-2000-150-WT-S	White	N/A	1.000 (25.4) - 1.900 (48.3)	2.000 (50.8)	1.000 (25.4)	0.045 (1.1) ± 0.007 (0.2)	1	50	i75-R6402
HX-2000-150-WT	White	N/A	1.000 (25.4) - 1.900 (48.3)	2.000 (50.8)	1.000 (25.4)	0.045 (1.1) ± 0.007 (0.2)	1	100	i75-R6402
2" Sleeve Width, Single-sided Printable									
HX-094-2-WT-S	White	24 to 20	0.047 (1.2) - 0.080 (2.0)	0.094 (2.4)	0.047 (1.2)	0.020 (0.5) ± 0.003 (0.07)	1	500	i75-R6402
HX-094-2-WT	White	24 to 20	0.047 (1.2) - 0.080 (2.0)	0.094 (2.4)	0.047 (1.2)	0.020 (0.5) ± 0.003 (0.07)	1	2,500	i75-R6402
HX-125-2-WT-S	White	20 to 16	0.062 (1.6) - 0.110 (2.8)	0.125 (3.2)	0.063 (1.6)	0.020 (0.5) ± 0.003 (0.07)	1	500	i75-R6402
HX-125-2-WT	White	20 to 16	0.062 (1.6) - 0.110 (2.8)	0.125 (3.2)	0.063 (1.6)	0.020 (0.5) ± 0.003 (0.07)	1	2,500	i75-R6402
HX-187-2-WT-S	White	16 to 10	0.094 (2.4) - 0.151 (3.8)	0.187 (4.8)	0.094 (2.4)	0.020 (0.5) ± 0.003 (0.07)	1	500	i75-R6402
HX-187-2-WT	White	16 to 10	0.094 (2.4) - 0.151 (3.8)	0.187 (4.8)	0.094 (2.4)	0.020 (0.5) ± 0.003 (0.07)	1	2,500	i75-R6402
HX-250-2-WT-S	White	12 to 8	0.125 (3.2) - 0.215 (5.5)	0.250 (6.4)	0.126 (3.2)	0.025 (0.6) ± 0.003 (0.07)	1	250	i75-R6402
HX-250-2-WT	White	12 to 8	0.125 (3.2) - 0.215 (5.5)	0.250 (6.4)	0.126 (3.2)	0.025 (0.6) ± 0.003 (0.07)	1	1,000	i75-R6402
HX-375-2-WT-S	White	8 to 4	0.188 (4.8) - 0.320 (8.1)	0.375 (9.5)	0.189 (4.8)	0.025 (0.6) ± 0.003 (0.07)	1	250	i75-R6402
HX-375-2-WT	White	8 to 4	0.188 (4.8) - 0.320 (8.1)	0.375 (9.5)	0.189 (4.8)	0.025 (0.6) ± 0.003 (0.07)	1	1,000	i75-R6402
HX-500-2-WT-S	White	6 to 1	0.250 (6.4) - 0.450 (11.4)	0.500 (12.7)	0.252 (6.4)	0.025 (0.6) ± 0.003 (0.07)	1	250	i75-R6402
HX-500-2-WT	White	6 to 1	0.250 (6.4) - 0.450 (11.4)	0.500 (12.7)	0.252 (6.4)	0.025 (0.6) ± 0.003 (0.07)	1	500	i75-R6402
HX-750-2-WT-S	White	2 to 4/0	0.375 (9.5) - 0.700 (17.8)	0.750 (19.0)	0.374 (9.5)	0.030 (0.8) ± 0.003 (0.07)	1	100	i75-R6402
HX-750-2-WT	White	2 to 4/0	0.375 (9.5) - 0.700 (17.8)	0.750 (19.0)	0.374 (9.5)	0.030 (0.8) ± 0.003 (0.07)	1	250	i75-R6402
HX-1000-2-WT-S	White	2/0 to 0.950" dia.	0.450 (11.4) - 0.950 (24.1)	1.000 (25.4)	0.500 (12.7)	0.035 (0.9) ± 0.005 (0.1)	1	100	i75-R6402
HX-1000-2-WT	White	2/0 to 0.950" dia.	0.450 (11.4) - 0.950 (24.1)	1.000 (25.4)	0.500 (12.7)	0.035 (0.9) ± 0.005 (0.1)	1	250	i75-R6402
HX-1500-2-WT-S	White	N/A	0.750 (19.0) - 1.400 (35.6)	1.500 (38.1)	0.752 (19.1)	0.040 (1.0) ± 0.006 (0.2)	1	100	i75-R6402
HX-1500-2-WT	White	N/A	0.750 (19.0) - 1.400 (35.6)	1.500 (38.1)	0.752 (19.1)	0.040 (1.0) ± 0.006 (0.2)	1	250	i75-R6402
HX-2000-2-WT-S	White	N/A	1.000 (25.4) - 1.900 (48.3)	2.000 (50.8)	1.000 (25.4)	0.045 (1.1) ± 0.007 (0.2)	1	50	i75-R6402
HX-2000-2-WT	White	N/A	1.000 (25.4) - 1.900 (48.3)	2.000 (50.8)	1.000 (25.4)	0.045 (1.1) ± 0.007 (0.2)	1	100	i75-R6402
3" Sleeve Width, Single-sided Printable									
HX-1000-3-WT	White	2/0 to 0.950" dia.	0.450 (11.4) - 0.950 (24.1)	1.000 (25.4)	0.500 (12.7)	0.035 (0.9) ± 0.005 (0.1)	1	250	i75-R6402
HX-1500-3-WT	White	N/A	0.750 (19.0) - 1.400 (35.6)	1.500 (38.1)	0.752 (19.1)	0.040 (1.0) ± 0.006 (0.2)	1	250	i75-R6402
HX-2000-3-WT	White	N/A	1.000 (25.4) - 1.900 (48.3)	2.000 (50.8)	1.000 (25.4)	0.045 (1.1) ± 0.007 (0.2)	1	100	i75-R6402

Catalog #	Color	Approx. Wire Gauge	Range of Wire Diameter Min. Max.	Supplied Dia. Inch (mm)	Recovered Dia. Inch (mm)	Recovered Wall Thickness Inch (mm)	Qty Per Row	Sleeves Per Roll	Rec. Ribbon
2" Sleeve Width, Double-sided Printable									
2HX-094-2-WT-S	White	24 to 20	0.047 (1.2) - 0.080 (2.0)	0.094 (2.4)	0.047 (1.2)	0.020 (0.5) ± 0.003 (0.07)	1	500	i75-R6402
2HX-094-2-WT	White	24 to 20	0.047 (1.2) - 0.080 (2.0)	0.094 (2.4)	0.047 (1.2)	0.020 (0.5) ± 0.003 (0.07)	1	2,500	i75-R6402
2HX-125-2-WT-S	White	20 to 16	0.062 (1.6) - 0.110 (2.8)	0.125 (3.2)	0.063 (1.6)	0.020 (0.5) ± 0.003 (0.07)	1	500	i75-R6402
2HX-125-2-WT	White	20 to 16	0.062 (1.6) - 0.110 (2.8)	0.125 (3.2)	0.063 (1.6)	0.020 (0.5) ± 0.003 (0.07)	1	2,500	i75-R6402
2HX-187-2-WT-S	White	16 to 10	0.094 (2.4) - 0.151 (3.8)	0.187 (4.8)	0.094 (2.4)	0.020 (0.5) ± 0.003 (0.07)	1	500	i75-R6402
2HX-187-2-WT	White	16 to 10	0.094 (2.4) - 0.151 (3.8)	0.187 (4.8)	0.094 (2.4)	0.020 (0.5) ± 0.003 (0.07)	1	2,500	i75-R6402
2HX-250-2-WT-S	White	12 to 8	0.125 (3.2) - 0.215 (5.5)	0.250 (6.4)	0.126 (3.2)	0.025 (0.6) ± 0.003 (0.07)	1	250	i75-R6402
2HX-250-2-WT	White	12 to 8	0.125 (3.2) - 0.215 (5.5)	0.250 (6.4)	0.126 (3.2)	0.025 (0.6) ± 0.003 (0.07)	1	1,000	i75-R6402
2HX-375-2-WT-S	White	8 to 4	0.188 (4.8) - 0.320 (8.1)	0.375 (9.5)	0.189 (4.8)	0.025 (0.6) ± 0.003 (0.07)	1	250	i75-R6402
2HX-375-2-WT	White	8 to 4	0.188 (4.8) - 0.320 (8.1)	0.375 (9.5)	0.189 (4.8)	0.025 (0.6) ± 0.003 (0.07)	1	1,000	i75-R6402
2HX-500-2-WT-S	White	6 to 1	0.250 (6.4) - 0.450 (11.4)	0.500 (12.7)	0.252 (6.4)	0.025 (0.6) ± 0.003 (0.07)	1	250	i75-R6402
2HX-500-2-WT	White	6 to 1	0.250 (6.4) - 0.450 (11.4)	0.500 (12.7)	0.252 (6.4)	0.025 (0.6) ± 0.003 (0.07)	1	500	i75-R6402
2HX-750-2-WT-S	White	2 to 4/0	0.375 (9.5) - 0.700 (17.8)	0.750 (19.0)	0.374 (9.5)	0.030 (0.8) ± 0.003 (0.07)	1	100	i75-R6402
2HX-750-2-WT	White	2 to 4/0	0.375 (9.5) - 0.700 (17.8)	0.750 (19.0)	0.374 (9.5)	0.030 (0.8) ± 0.003 (0.07)	1	250	i75-R6402
2HX-1000-2-WT-S	White	2/0 to 0.950" dia.	0.450 (11.4) - 0.950 (24.1)	1.000 (25.4)	0.500 (12.7)	0.035 (0.9) ± 0.005 (0.1)	1	100	i75-R6402
2HX-1000-2-WT	White	2/0 to 0.950" dia.	0.450 (11.4) - 0.950 (24.1)	1.000 (25.4)	0.500 (12.7)	0.035 (0.9) ± 0.005 (0.1)	1	250	i75-R6402
2HX-1500-2-WT-S	White	N/A	0.750 (19.0) - 1.400 (35.6)	1.500 (38.1)	0.752 (19.1)	0.040 (1.0) ± 0.006 (0.2)	1	100	i75-R6402
2HX-1500-2-WT	White	N/A	0.750 (19.0) - 1.400 (35.6)	1.500 (38.1)	0.752 (19.1)	0.040 (1.0) ± 0.006 (0.2)	1	250	i75-R6402
2HX-2000-2-WT-S	White	N/A	1.000 (25.4) - 1.900 (48.3)	2.000 (50.8)	1.000 (25.4)	0.045 (1.1) ± 0.007 (0.2)	1	50	i75-R6402
2HX-2000-2-WT	White	N/A	1.000 (25.4) - 1.900 (48.3)	2.000 (50.8)	1.000 (25.4)	0.045 (1.1) ± 0.007 (0.2)	1	100	i75-R6402

B-345 PermaSleeve® HT High Temperature PVDF Wire Marking Sleeves

B-345 PermaSleeve HT High Temperature PVDF Wire Marking Sleeves are a 2:1 (3/32" is 3:1) heat-shrinkable wire marking sleeve specifically designed for high temperature and low vacuum outgassing applications. These sleeves are made of irradiated polyvinylidene fluoride (PVDF) and have an operating temperature of -67°F to 437°F (-55°C to 225°C).

Meets specifications:

- NASA SP-R-0022A Outgassing Performance
- SAE-AS-81531
- RoHS compliant

Tested per:

- SAE-AMS-DTL-23053/18, Class 2
- ASTM E162
- ASTM E662
- MIL-STD-202

Create Your B-345 PermaSleeve:

Use these steps to create a sleeve specific to your needs.

Example catalog number:

2HT - 187 - 2 - WT - S - 4

Product | Diameter | Width | Color | Roll Qty (Optional) | Pieces (Optional)

Create your own:

_____ - _____ - ___ - ___ - ___ - ___

Product | Diameter | Width | Color | Roll Qty (Optional) | Pieces (Optional)

Ribbon Ink Series

i75-R6000 Series
i75-R6600 Series
i75-R6800WT Series*
i75-R4400WT Series*

*For Black Sleeves Only

STEP 1: Product Type

- **3HT** = 3:1 Ratio, 094 Dia. Size Only, Double Sided Printing
- **2HT** = 2:1 Ratio, 125–1500 Dia. Sizes Only, Double Sided Printing

STEP 2: Diameter

094	=	3/32"	0.031" - 0.080" dia.	26 to 20 gauge
125	=	1/8"	0.063" - 0.110" dia.	20 to 16 gauge
187	=	3/16"	0.094" - 0.150" dia.	16 to 10 gauge
250	=	1/4"	0.125" - 0.215" dia.	12 to 8 gauge
375	=	3/8"	0.187" - 0.320" dia.	8 to 4 gauge
500	=	1/2"	0.250" - 0.450" dia.	6 to 1 gauge
750	=	3/4"	0.375" - 0.700" dia.	2 to 4/0 gauge
1000	=	1"	0.450" - 0.950" dia.	2/0 to 0.950" dia.
1500	=	1-1/2"	0.750" - 1.400" dia.	n/a

STEP 3: Sleeve Width

2 = 2" sleeve width

STEP 4: Color

Standard Colors
WT = White

Special Order Colors
YL = Yellow
PK = Pink
BL = Blue
BL = Black

STEP 5: Roll Qty. *(optional)*

Only available in small quantity size, please enter "S".

If sleeve diameter is 094–250	Standard Small (S) = 500
If sleeve diameter is 375-500	Standard Small (S) = 250
If sleeve diameter is 750–1500	Standard Small (S) = 100

STEP 6: Pieces Per Sleeve *(optional)*

1 marker per sleeve is standard, if desired, the sleeve can be split into multiple pieces.

- **2** = Sleeve is slit to create 2 pieces
- **3** = Sleeve is slit to create 3 pieces
- **4** = Sleeve is slit to create 4 pieces

Example: "3" slit

Catalog #	Color	Approx. Wire Gauge	Range of Wire Diameter Min. Max.	Supplied Dia. Inch (mm)	Recovered Dia. Inch (mm)	Recovered Wall Thickness Inch (mm)	Qty Per Row	Sleeves Per Roll	Rec. Ribbon
3:1 Ratio, 2" Sleeve Width, Double-sided Printable									
3HT-094-2-WT-S	White	26 to 20	0.031 (0.8) - 0.080 (2.0)	0.094 (2.4)	0.031 (0.8)	0.015 (0.4) ± 0.003 (0.07)	1	500	i75-R6002
2:1 Ratio, 2" Sleeve Width, Double-sided Printable									
2HT-125-2-WT-S	White	20 to 16	0.063 (1.6) - 0.110 (2.8)	0.125 (3.2)	0.062 (1.6)	0.015 (0.4) ± 0.003 (0.07)	1	500	i75-R6002
2HT-187-2-WT-S	White	16 to 10	0.094 (2.4) - 0.150 (3.8)	0.187 (4.7)	0.093 (2.4)	0.015 (0.4) ± 0.003 (0.07)	1	500	i75-R6002
2HT-250-2-WT-S	White	12 to 8	0.125 (3.2) - 0.215 (5.5)	0.250 (6.4)	0.125 (3.2)	0.015 (0.4) ± 0.003 (0.07)	1	500	i75-R6002
2HT-375-2-WT-S	White	8 to 4	0.187 (4.7) - 0.320 (8.1)	0.375 (9.5)	0.187 (4.7)	0.015 (0.4) ± 0.003 (0.07)	1	250	i75-R6002
2HT-500-2-WT-S	White	6 to 1	0.250 (6.4) - 0.450 (11.4)	0.500 (12.7)	0.250 (6.4)	0.015 (0.4) ± 0.003 (0.07)	1	250	i75-R6002

B-7646 PermaSleeve® DR Diesel Resistant Polyolefin Wire Marking Sleeves

Brady B-7646 diesel resistant wire marking sleeves are a yellow, 3:1 ratio heat-shrinkable wire marking sleeves. These thermal transfer printable sleeves feature a double-sided format.

B-7646 PermaSleeve markers have been developed for wire and cable identification in applications that have exposure to organic fluids, common fuels, lubricants and solvents for extended periods of time and at high temperatures.

These heat-shrinkable wire marking sleeves have an operating temperature of -55°F to 135°F (-48°C to 57°C).

Meets specifications:

- SAE-AS-81531

Tested per:

- MIL-STD-202 method 215k
- NF F 00-608 Type A and H



Create Your B-7646 PermaSleeve:

Use these steps to create a sleeve specific to your needs.

Example catalog number:

DR - 187 - 2 - WT - S - 4

Product | Diameter | Width | Color | Roll Qty | Pieces (Roll Qty & Pieces: Optional)

Create your own:

_____ - _____ - ___ - ___ - ____ - ____

Product | Diameter | Width | Color | Roll Qty | Pieces (Roll Qty & Pieces: Optional)

Ribbon Ink Series
i75-R6600 Series

STEP 1: Product Type

DR	=	Double Sided Printing

STEP 2: Diameter

125	=	1/8"	0.062" - 0.110" dia.	20 to 16 gauge
187	=	3/16"	0.094" - 0.151" dia.	16 to 10 gauge
250	=	1/4"	0.125" - 0.215" dia.	12 to 8 gauge
375	=	3/8"	0.188" - 0.320" dia.	8 to 4 gauge
500	=	1/2"	0.250" - 0.450" dia.	6 to 1 gauge

STEP 3: Sleeve Width

2	=	2" sleeve width

STEP 4: Color

Standard Color
YL = Yellow

STEP 5: Roll Size

Only available in standard quantity, leave blank.

If sleeve diameter is 125–250	Standard = 2,500
If sleeve diameter is 375	Standard = 1,000
If sleeve diameter is 500	Standard = 500

STEP 6: Pieces Per Sleeve *(optional)*

1 marker per sleeve is standard, if desired, the sleeve can be split into multiple pieces.

2	=	Sleeve is slit to create 2 pieces
3	=	Sleeve is slit to create 3 pieces
4	=	Sleeve is slit to create 4 pieces

Example: "3" slit

Catalog #	Color	Approx. Wire Gauge	Range of Wire Diameter Min. Max.	Supplied Dia. Inch (mm)	Recovered Dia. Inch (mm)	Recovered Wall Thickness Inch (mm)	Qty Per Row	Sleeves Per Roll	Rec. Ribbon
3:1 Shrink ratio double-side printable, 0.250 in. label width									
* DR-125-2-YL-4	Yellow	22 to 16	0.046 (1.2) - 0.110 (2.8)	0.125 (3.2)	0.024 (0.6)	0.024 (0.6) ± 0.003 (0.07)	4	10,000	i75-R6602
* DR-187-2-YL-4	Yellow	20 to 10	0.062 (1.6) - 0.0150 (3.8)	0.187 (4.7)	0.062 (1.6)	0.020 (0.5) ± 0.003 (0.07)	4	10,000	i75-R6602
* DR-250-2-YL-4	Yellow	16 to 8	0.094 (2.4) - 0.215 (5.5)	0.250 (6.4)	0.093 (2.4)	0.025 (0.6) ± 0.003 (0.07)	4	10,000	i75-R6602
* DR-375-2-YL-4	Yellow	12 to 4	0.125 (3.2) - 0.320 (8.1)	0.375 (9.5)	0.125 (3.1)	0.025 (0.6) ± 0.003 (0.07)	4	10,000	i75-R6602
* DR-500-2-YL-4	Yellow	8 to 1	0.187 (4.8) - 0.450 (11.4)	0.500 (12.7)	0.187 (4.7)	0.025 (0.6) ± 0.003 (0.07)	4	10,000	i75-R6602
3:1 Shrink ratio double-side printable, 0.500 in. label width									
* DR-125-2-YL-3	Yellow	22 to 16	0.046 (1.2) - 0.110 (2.8)	0.125 (3.2)	0.024 (0.6)	0.024 (0.6) ± 0.003 (0.07)	3	7,500	i75-R6602
* DR-187-2-YL-3	Yellow	20 to 10	0.062 (1.6) - 0.0150 (3.8)	0.187 (4.7)	0.062 (1.6)	0.020 (0.5) ± 0.003 (0.07)	3	7,500	i75-R6602
* DR-250-2-YL-3	Yellow	16 to 8	0.094 (2.4) - 0.215 (5.5)	0.250 (6.4)	0.093 (2.4)	0.025 (0.6) ± 0.003 (0.07)	3	7,500	i75-R6602
* DR-375-2-YL-3	Yellow	12 to 4	0.125 (3.2) - 0.320 (8.1)	0.375 (9.5)	0.125 (3.1)	0.025 (0.6) ± 0.003 (0.07)	3	7,500	i75-R6602
* DR-500-2-YL-3	Yellow	8 to 1	0.187 (4.8) - 0.450 (11.4)	0.500 (12.7)	0.187 (4.7)	0.025 (0.6) ± 0.003 (0.07)	3	7,500	i75-R6602
3:1 Shrink ratio double-side printable, 1 in. label width									
* DR-125-2-YL-2	Yellow	22 to 16	0.046 (1.2) - 0.110 (2.8)	0.125 (3.2)	0.024 (0.6)	0.024 (0.6) ± 0.003 (0.07)	2	5,000	i75-R6602
* DR-187-2-YL-2	Yellow	20 to 10	0.062 (1.6) - 0.0150 (3.8)	0.187 (4.7)	0.062 (1.6)	0.020 (0.5) ± 0.003 (0.07)	2	5,000	i75-R6602
* DR-250-2-YL-2	Yellow	16 to 8	0.094 (2.4) - 0.215 (5.5)	0.250 (6.4)	0.093 (2.4)	0.025 (0.6) ± 0.003 (0.07)	2	5,000	i75-R6602
* DR-375-2-YL-2	Yellow	12 to 4	0.125 (3.2) - 0.320 (8.1)	0.375 (9.5)	0.125 (3.1)	0.025 (0.6) ± 0.003 (0.07)	2	5,000	i75-R6602
* DR-500-2-YL-2	Yellow	8 to 1	0.187 (4.8) - 0.450 (11.4)	0.500 (12.7)	0.187 (4.7)	0.025 (0.6) ± 0.003 (0.07)	2	5,000	i75-R6602
3:1 Shrink ratio double-side printable, 2 in. label width									
* DR-125-2-YL	Yellow	22 to 16	0.046 (1.2) - 0.110 (2.8)	0.125 (3.2)	0.024 (0.6)	0.024 (0.6) ± 0.003 (0.07)	1	2,500	i75-R6602
* DR-187-2-YL	Yellow	20 to 10	0.062 (1.6) - 0.0150 (3.8)	0.187 (4.7)	0.062 (1.6)	0.020 (0.5) ± 0.003 (0.07)	1	2,500	i75-R6602
* DR-250-2-YL	Yellow	16 to 8	0.094 (2.4) - 0.215 (5.5)	0.250 (6.4)	0.093 (2.4)	0.025 (0.6) ± 0.003 (0.07)	1	2,500	i75-R6602
* DR-375-2-YL	Yellow	12 to 4	0.125 (3.2) - 0.320 (8.1)	0.375 (9.5)	0.125 (3.1)	0.025 (0.6) ± 0.003 (0.07)	1	2,500	i75-R6602
* DR-500-2-YL	Yellow	8 to 1	0.187 (4.8) - 0.450 (11.4)	0.500 (12.7)	0.187 (4.7)	0.025 (0.6) ± 0.003 (0.07)	1	2,500	i75-R6602

* ⚠ **WARNING:** Cancer www.P65Warnings.ca.gov

QuickSleeve Handheld Sleeve Applicator

The QuickSleeve Handheld Sleeve Applicator is an intuitive multi-tool designed to help you quickly apply sleeves on to wires in three simple steps – just pick, slip and apply. This tool includes:

- Four specially designed slanted tubes sized for sleeve sizes 0.094, 0.125, 0.187 and 0.250 inches
- Built-in LED flashlight for use in low-lit conditions
- Terminal block sized screwdriver

Catalog #	Description	Qty.
QS	QuickSleeve multi-tool	1 Tool

Pick



Slip

Apply

Brady Heat Gun

The Brady Heat Gun provides fast, even shrinkage of BradySleeve™ and PermaSleeve™ markers or heat-shrinkable tubing. Deflector shield evenly distributes forced air heat (minimum temperature 500°F/260°C) around sleeves of up to 0.750 in. diameter for uniform shrinkage. Sturdy base with rubber pad allows hands-off operation.

Catalog #	Description	Qty.
PMS-HG-1	Brady Heat Gun	1 each

Material External Rewinder

The Material External Rewinder from Brady® is positioned in front of Thermal Transfer Benchtop Printers from Brady to rewind material as it exits the printer.

- Rewind label rolls up to 5-inches in diameter at speeds up to 10 inches-per-second
- Adjustable core holder that adjusts easily to accept any core diameter from 1-inch to 4-inches
- A special motor offers bi-directional operation and trouble-free performance
- Rugged steel construction allows your material rewinder to be placed near your label printer

Catalog #	Description	Qty.
LBL-RWNDR	BradyPrinter Rewinder	1 each

General Identification for Laboratory Storage, Equipment and Safety Labels

(B-499)

- Super strong adhesives and colors ideal for marking laboratory equipment, containers, hoses and lab storage cabinets, shelves and drawers
- GHS labels available for marking chemicals in the lab and shipment boxes when collaborating with other labs
- Pre-printed sign header labels make your safety and housekeepingreminders stand out and stay put!

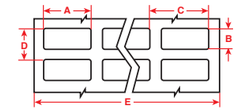

Figure 1

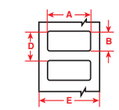

Figure 2

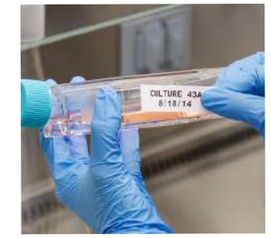

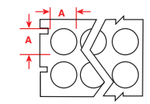

Figure 5a

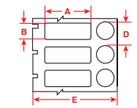

Figure 7

Diagram	Catalog #	Color	Label Width A Inch (mm)	Label Height B Inch (mm)	Horiz.Repeat C Inch (mm)	Vert.Repeat D Inch (mm)	Web Width E Inch (mm)	Labels Per Row	Labels Per Pkg	Rec. Ribbon
Fig. 5a	THT-143-499-3	White	0.375 (9.53) dia.	-	-	-	-	4	3,000	i75-R4300
Fig. 5a	THT-144-499-3	White	0.500 (12.7) dia.	-	-	-	-	3	3,000	i75-R4300
Fig. 1	THT-68-499-10	White	0.500 (12.7)	0.750 (19.1)	0.600 (15.2)	0.850 (21.6)	2.500 (63.5)	4	10,000	i75-R4300
Fig. 1	THT-162-499-10	White	0.800 (20.3)	1.437 (36.5)	0.900 (22.9)	1.562 (39.7)	3.700 (94.0)	4	10,000	i75-R4307
Fig. 1	THT-165-499-5	White	0.800 (20.3)	1.437 (36.5)	0.900 (22.9)	1.562 (39.7)	3.700 (94.0)	4	5,000	i75-R4307
Fig. 1	THT-69-499-3	White	0.800 (20.3)	1.437 (36.5)	0.900 (22.9)	1.540 (39.1)	1.900 (48.3)	2	3,000	i75-R4300
Fig. 7	THT-126-499-3	White	0.900 (22.86)	0.500 (12.7)	-	0.600 (15.2)	1.700 (43.2)	1	3,000	i75-R4302
Fig. 2	THT-125-499-3	White	0.900 (22.9)	0.500 (12.7)	-	0.600 (15.2)	1.100 (27.9)	1	3,000	i75-R4306
Fig. 7	THT-163-499-3	White	1.000 (25.4)	0.375 (9.5)	-	0.500 (12.7)	1.675 (42.6)	1	3,000	i75-R4302
Fig. 1	THT-152-499-3	White	1.000 (25.4)	0.375 (9.5)	1.075 (27.3)	0.475 (12.1)	2.300 (58.4)	2	3,000	i75-R4302
Fig. 2	THT-136-499-3	White	1.500 (38.1)	0.750 (19.1)	-	0.875 (22.2)	1.700 (43.2)	1	3,000	i75-R4302
Fig. 2	THT-185-499-3	White	1.750 (44.5)	1.000 (25.4)	-	1.125 (28.6)	1.950 (49.5)	1	3,000	i75-R4302
Fig. 2	THT-186-499-3	White	1.750 (44.5)	1.875 (47.6)	-	1.975 (50.2)	1.950 (49.5)	1	3,000	i75-R4302
Fig. 2	THT-137-499-3	White	2.000 (50.8)	1.000 (25.4)	-	1.125 (28.6)	2.200 (55.9)	1	3,000	i75-R4302
Fig. 2	THT-151-499-3	White	2.000 (50.8)	0.250 (6.4)	-	0.350 (8.9)	2.200 (55.9)	1	3,000	i75-R4302
Fig. 2	THT-19-499-1	White	3.000 (76.2)	2.000 (50.8)	-	2.125 (54.0)	3.200 (81.3)	1	1,000	i75-R4300

Color-Stripe Polyester Lab Labels

(B-494)

- White labels with preprinted color borders for color-coding samples
- Ultra-thin material that prevents vials from jamming in centrifuges or racks, these labels withstand harsh temperatures and chemicals without falling off, fading or smearing
- The colored boarder is non-printable, but the colored vial top is printable

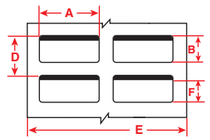

Figure 25c

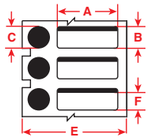

Figure 24b

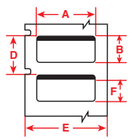

Diagram	Catalog #	Color	Label Width A Inch (mm)	Label Height B Inch (mm)	Print-On Height F Inch (mm)	Print-On Height C Inch (mm)	Web Width E Inch (mm)	Labels Per Row	Labels Per Pkg	Rec. Ribbon
Fig. 25c	THT-152-494-BL	Blue, White	1.000 (25.4)	0.375 (9.5)	0.250 (6.4)	-	2.300 (58.4)	2	3,000	i75-R6400
Fig. 25c	THT-152-494-GN	Green, White	1.000 (25.4)	0.375 (9.5)	0.250 (6.4)	-	2.300 (58.4)	2	3,000	i75-R6400
Fig. 25c	THT-152-494-OR	Orange, White	1.000 (25.4)	0.375 (9.5)	0.250 (6.4)	-	2.300 (58.4)	2	3,000	i75-R6400
Fig. 25c	THT-152-494-PK	Pink, White	1.000 (25.4)	0.375 (9.5)	0.250 (6.4)	-	2.300 (58.4)	2	3,000	i75-R6400
Fig. 25c	THT-152-494-RD	Red, White	1.000 (25.4)	0.375 (9.5)	0.250 (6.4)	-	2.300 (58.4)	2	3,000	i75-R6400
Fig. 25c	THT-152-494-YL	White, Yellow	1.000 (25.4)	0.375 (9.5)	0.250 (6.4)	-	2.300 (58.4)	2	3,000	i75-R6400
Fig. 2e	THT-179-494-BL	Blue, White	1.000 (25.4)	1.000 (25.4)	0.875 (22.2)	-	1.200 (30.5)	1	3,000	i75-R6406
Fig. 2e	THT-179-494-GN	Green, White	1.000 (25.4)	1.000 (25.4)	0.875 (22.2)	-	1.200 (30.5)	1	3,000	i75-R6406
Fig. 2e	THT-179-494-OR	Orange, White	1.000 (25.4)	1.000 (25.4)	0.875 (22.2)	-	1.200 (30.5)	1	3,000	i75-R6406
Fig. 2e	THT-179-494-PK	Pink, White	1.000 (25.4)	1.000 (25.4)	0.875 (22.2)	-	1.200 (30.5)	1	3,000	i75-R6406
Fig. 2e	THT-179-494-RD	Red, White	1.000 (25.4)	1.000 (25.4)	0.875 (22.2)	-	1.200 (30.5)	1	3,000	i75-R6406
Fig. 2e	THT-179-494-YL	Yellow, White	1.000 (25.4)	1.000 (25.4)	0.875 (22.2)	-	1.200 (30.5)	1	3,000	i75-R6406
Fig. 24b	THT-250-494-BL	Blue, White	1.000 (25.4)	0.500 (12.7)	0.375 (9.5)	0.375 (9.5) dia.	1.675 (42.6)	1	3,000	i75-R6400
Fig. 24b	THT-250-494-GN	Green, White	1.000 (25.4)	0.500 (12.7)	0.375 (9.5)	0.375 (9.5) dia.	1.675 (42.6)	1	3,000	i75-R6400
Fig. 24b	THT-250-494-OR	Orange, White	1.000 (25.4)	0.500 (12.7)	0.375 (9.5)	0.375 (9.5) dia.	1.675 (42.6)	1	3,000	i75-R6400
Fig. 24b	THT-250-494-PK	Pink, White	1.000 (25.4)	0.500 (12.7)	0.375 (9.5)	0.375 (9.5) dia.	1.675 (42.6)	1	3,000	i75-R6400
Fig. 24b	THT-250-494-RD	Red, White	1.000 (25.4)	0.500 (12.7)	0.375 (9.5)	0.375 (9.5) dia.	1.675 (42.6)	1	3,000	i75-R6400
Fig. 24b	THT-250-494-YL	White, Yellow	1.000 (25.4)	0.500 (12.7)	0.375 (9.5)	0.375 (9.5) dia.	1.675 (42.6)	1	3,000	i75-R6400

Stainerbondz® Microscope Slide Labels
(B-481)

- Designed specifically to identify slides and to resist exposure to harsh chemicals during the slide-staining process
- Performs well in stains such as hematoxylin and eosin
- Extreme chemical resistance withstands the rigors of typical deparaffinization, including ethanol, xylene and H&E staining processes

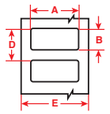

Figure 2

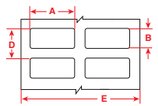

Figure 25

Diagram	Catalog #	Color	Label Width A Inch (mm)	Label Height B Inch (mm)	Horiz.Repeat C Inch (mm)	Vert.Repeat D Inch (mm)	Web Width E Inch (mm)	Labels Per Row	Labels Per Pkg	Rec. Ribbon
Fig. 2	THT-195-481-3	White	0.900 (22.9)	0.375 (9.5)	-	0.500 (12.7)	1.100 (27.9)	1	3,000	i75-R6406
Fig. 2	THT-194-481-3	White	0.900 (22.9)	0.750 (19.1)	-	0.875 (22.2)	1.100 (27.9)	1	3,000	i75-R6406
Fig. 25	THT-141-481-3	White	0.900 (22.9)	0.900 (22.9)	1.000 (25.4)	1.000 (25.4)	2.100 (53.3)	2	3,000	i75-R6400
Fig. 2	THT-164-481-3	White	0.900 (22.9)	0.900 (22.9)	-	1.000 (25.4)	1.100 (27.9)	1	3,000	i75-R6406
Fig. 2	THT-142-481-2.5	White	2.500 (63.5)	0.200 (5.1)	-	0.300 (7.6)	2.700 (68.6)	1	2,500	i75-R6400

Solvent Resistant Polyester Label
(B-488)

- White polyester thermal transfer material with matte finish
- Ideal for component identification, barcoding, and asset and inventory tracking
- A matte version of B-423

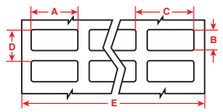

Figure 1

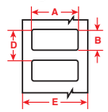

Figure 2

Diagram	Catalog #	Color	Label Width A Inch (mm)	Label Height B Inch (mm)	Horiz.Repeat C Inch (mm)	Vert.Repeat D Inch (mm)	Web Width E Inch (mm)	Labels Per Row	Labels Per Pkg	Rec. Ribbon
Fig. 1	THT-14-488-10	White	0.650 (16.5)	0.200 (5.1)	1.075 (27.3)	0.300 (7.6)	2.950 (74.9)	4	10,000	i75-R4300
Fig. 1	THT-140-488-3	White	0.750 (19.1)	0.900 (22.9)	0.800 (20.3)	0.875 (22.2)	2.100 (53.3)	2	3,000	i75-R4302
Fig. 1	THT-1-488-10	White	0.750 (19.1)	0.250 (6.4)	-	0.350 (8.9)	3.350 (85.1)	4	10,000	i75-R4300
Fig. 1	THT-141-488-3	White	0.900 (22.9)	0.900 (22.9)	1.000 (25.4)	1.000 (25.4)	2.100 (53.3)	2	3,000	i75-R4302
Fig. 2	THT-164-488-1	White	0.900 (22.9)	0.900 (22.9)	-	1.000 (25.4)	1.100 (27.9)	1	1,000	i75-R4306
Fig. 1	THT-2-488-10	White	0.900 (22.9)	0.250 (6.4)	-	0.350 (8.9)	3.350 (85.1)	3	10,000	i75-R4300
Fig. 1	THT-5-488-10	White	1.000 (25.4)	0.500 (12.7)	1.125 (28.6)	0.600 (15.2)	3.350 (85.1)	3	10,000	i75-R4300
Fig. 2	THT-15-488-2.5	White	2.000 (50.8)	0.250 (6.4)	0.700 (17.8)	0.375 (9.5)	2.200 (55.9)	1	2,500	i75-R4302
Fig. 2	THT-17-488-3	White	2.000 (50.8)	1.000 (25.4)	-	1.125 (28.6)	2.200 (55.9)	1	3,000	i75-R4302
Fig. 2	THT-18-488-3	White	3.000 (76.2)	1.000 (25.4)	-	1.125 (28.6)	3.200 (81.3)	1	3,000	i75-R4300
Fig. 2	THT-19-488-1	White	3.000 (76.2)	2.000 (50.8)	-	2.125 (54.0)	3.200 (81.3)	1	1,000	i75-R4300

Cryogenic Tube and Vial Labels
(B-461, B-490, B-492, B-7425)

- FreezerBondz™ labels can be applied to room temperature or already frozen samples, with a small overlap. The label remains legible and will stick to the tube during processing, even when immersed in liquid or vapor phase nitrogen and ultra-low temperature freezer storage.
- B-461 Self-Laminating Polyester: Ultra-thin polyester label with clear overlaminate tail that protects print and allows liquid levels to be visible
- B-490 Polyester: White FreezerBondz label ideal for flat frozen surfaces. Adheres to frozen tubes and vials when wrapped around itself by at least 1/8 in.
- B-492 Polyester: FreezerBondz ultra-thin white polyester label for labeling of frosted/frozen or room temperature vials, tubes and canes. Superior chemical and abrasion resistance
- B-7425 Polypropylene: Ideal for labeling dry, room temperature specimen containers. Material withstands temperature ranges from -320° to 248° F (-196° to 121° C). Chemical resistance to ethanol, DMSO, IPS, short-term xylene, 10% formalin, 50% acetic acid and toluene

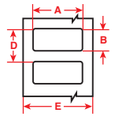

Figure 2

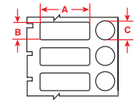

Figure 7

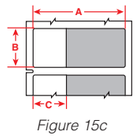

Figure 15c

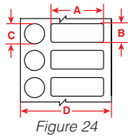

Figure 24

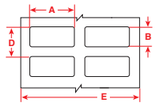

Figure 25

Diagram	Catalog #	Color	Label Width A Inch (mm)	Label Height B Inch (mm)	Print Area C Inch (mm)	Vert. Repeat D Inch (mm)	Web Width E Inch (mm)	Labels Per Row	Labels Per Pkg	Rec. Ribbon
Self-Laminating Lab Polyester (B-461)										
Fig. 15c	THT-123-461-3	White/Clear	0.375 (9.5)	1.800 (45.7)	0.750 (19.1)	0.500 (12.7)	2.000 (50.8)	1	3,000	i75-R4302
Fig. 15c	THT-122-461-3	White/Clear	0.500 (12.7)	1.800 (45.7)	0.750 (19.1)	0.625 (15.9)	2.000 (50.8)	1	3,000	i75-R4302
Fig. 15c	THT-127-461-3	White/Clear	0.500 (12.7)	2.200 (55.9)	0.750 (19.1)	0.625 (15.9)	2.400 (61.0)	1	3,000	i75-R4302
Fig. 15c	THT-183-461-1	White/Clear	1.000 (25.4)	1.750 (44.5)	1.000 (25.4)	1.125(28.6)	1.825 (46.4)	1	1,000	i75-R4302
Fig. 15c	THT-139-461-2	White/Clear	1.000 (25.4)	5.250 (133.4)	1.500 (38.1)	5.375 (136.5)	2.300 (58.4)	2	2,000	i75-R4302
Fig. 15c	THT-134-461-3	White/Clear	1.500 (38.1)	3.500 (88.9)	1.250 (31.7)	1.625 (41.3)	3.700 (94.0)	1	3,000	i75-R4307
Fig. 15c	THT-133-461-3	White/Clear	1.625 (41.3)	0.600 (15.2)	1.000 (25.4)	0.750 (19.1)	1.825 (46.4)	1	3,000	i75-R4302
Fig. 15c	THT-131-461-3	White/Clear	2.625 (66.7)	1.000 (25.4)	1.000 (25.4)	1.125 (28.6)	2.825 (71.8)	1	3,000	i75-R4300
Fig. 15c	THT-153-461-3	White/Clear	2.625 (66.7)	1.000 (25.4)	0.600 (15.2)	0.750 (19.1)	2.825 (71.8)	1	3,000	i75-R4300
Freezerbondz Lab Polyester (B-490)										
Fig. 2	THT-154-490-3	White	1.250 (31.8)	0.375 (9.5)	-	0.500 (12.7)	1.450 (36.8)	1	3,000	i75-R4306
Fig. 2	THT-155-490-3	White	1.625 (41.3)	0.600 (15.2)	-	0.700 (17.8)	1.825 (46.4)	1	3,000	i75-R4302
Fig. 2	THT-156-490-3	White	1.900 (48.3)	1.000 (25.4)	-	1.100 (27.9)	2.100 (53.3)	1	3,000	i75-R4302
Fig. 2	THT-157-490-3	White	2.200 (55.9)	1.500 (38.1)	-	1.625 (41.3)	2.400 (61.0)	1	3,000	i75-R4302
Fig. 2	THT-158-490-3	White	3.750 (95.3)	1.500 (38.1)	-	1.625 (41.3)	3.950 (100.3)	1	3,000	i75-R4307
Ultra Thin Freezerbondz Lab Polyester (B-492)										
Fig. 2	THT-180-492-3	White	0.900 (22.9)	1.000 (25.4)	-	1.100 (27.9)	1.100 (27.9)	1	3,000	i75-R6406
Fig. 25	THT-152-492-3	White	1.000 (25.4)	0.375 (9.5)	-	0.475 (12.1)	2.300 (58.4)	2	3,000	i75-R6400
Fig. 7	THT-163-492-3	White	1.000 (25.4)	0.375 (9.5)	0.375 (95.25)	0.500 (12.7)	1.675 (42.6)	1	3,000	i75-R6406
Fig. 7	THT-181-492-3	White	1.000 (25.4)	0.375 (9.5)	0.375 (95.25)	1.100 (27.9)	1.675 (42.6)	1	3,000	i75-R6406
Fig. 7	THT-182-492-3	White	1.000 (25.4)	0.440 (11.2)	0.440 (11.2)	1.100 (27.9)	1.740 (44.2)	1	3,000	i75-R6406
Fig. 2	THT-59-492-10	White	1.000 (25.4)	0.500 (12.7)	-	0.600 (15.2)	1.200 (30.5)	1	10,000	i75-R6406
Fig. 25	THT-88-492-5	White	1.000 (25.4)	0.750 (19.1)	-	0.875 (22.2)	2.300 (58.4)	2	5,000	i75-R6400
Fig. 2	THT-179-492-3	White	1.000 (25.4)	1.000 (25.4)	-	1.100 (27.9)	1.200 (30.5)	1	3,000	i75-R6406
Fig. 2	THT-155-492-3	White	1.625 (41.3)	0.600 (15.2)	-	0.700 (17.8)	1.825 (46.4)	1	3,000	i75-R6400
Fig. 2	THT-190-492-3	White	1.625 (41.3)	0.600 (15.2)	-	0.700 (17.8)	2.300 (58.4)	1	3,000	i75-R6400
Fig. 2	THT-156-492-3	White	1.900 (48.3)	1.000 (25.4)	-	1.100 (27.9)	2.100 (53.3)	1	3,000	i75-R6400
Lab Polypropylene (B-7425)										
Fig. 25	THT-152-7425-2	White	0.375 (9.5)	1.000 (25.4)	-	0.625 (15.9)	2.300 (58.4)	2	2,000	i75-R6400
Fig. 2	THT-257-7425-2	White	0.825 (20.9)	0.250 (6.4)	-	0.370 (9.4)	1.025 (26.0)	1	2,000	i75-R6406
Fig. 24	THT-249-7425-2	White	1.000 (25.4)	0.375 (9.5)	0.375 (95.3)	0.500 (12.7)	1.675 (42.6)	2	2,000	i75-R6406
Fig. 2	THT-59-7425-2	White	1.000 (25.4)	0.500 (12.7)	-	0.600 (15.2)	1.200 (30.5)	1	2,000	i75-R6406
Fig. 25	THT-88-7425-2	White	1.000 (25.4)	0.750 (19.1)	-	0.870 (22.0)	2.300 (58.4)	2	2,000	i75-R6400
Fig. 2	THT-179-7425-2	White	1.000 (25.4)	1.000 (25.4)	-	1.100 (27.9)	1.200 (30.5)	1	2,000	i75-R6406
Fig. 2	THT-256-7425-2	White	1.300 (33.0)	0.600 (15.2)	-	0.700 (17.8)	1.500 (38.1)	1	2,000	i75-R6406
Fig. 25	THT-37-7425-2	White	1.500 (38.1)	0.500 (12.7)	-	0.600 (15.2)	3.350 (85.0)	2	2,000	i75-R6402
Fig. 2	THT-136-7425-2	White	1.500 (38.1)	0.750 (19.1)	-	0.870 (22.0)	1.700 (43.2)	1	2,000	i75-R6400
Fig. 2	THT-235-7425-2	White	1.500 (38.1)	1.000 (25.4)	-	1.100 (27.9)	1.700 (43.2)	1	2,000	i75-R6400
Fig. 2	THT-258-7425-2	White	1.500 (38.1)	1.750 (44.5)	-	1.870 (47.5)	1.700 (43.2)	1	2,000	i75-R6400
Fig. 2	THT-251-7425-2	White	1.540 (39.1)	0.500 (12.7)	-	0.600 (15.2)	1.740 (44.2)	1	2,000	i75-R6406
Fig. 2	THT-151-7425-2	White	2.000 (50.8)	0.250 (6.4)	-	0.350 (8.9)	2.200 (55.8)	1	2,000	i75-R6400
Fig. 2	THT-53-7425-2	White	2.000 (50.8)	0.500 (12.7)	-	0.600 (15.2)	2.200 (55.9)	1	2,000	i75-R6400
Fig. 2	THT-137-7425-2	White	2.000 (50.8)	1.000 (25.4)	-	1.200 (30.5)	2.200 (55.9)	1	2,000	i75-R6400

Centrifuge and PCR Tube Labels

(B-499, B-7425)

- Designed with ultra-thin material that prevents vials from jamming in centrifuges or racks, these labels withstand harsh temperatures and chemicals without falling off, fading or smearing.
- B-499 Nylon Cloth: Thick white nylon cloth for easy handling and conformability
- B-7425 Polypropylene: Moderate chemical resistance, ideal for labeling dry, room-temperature specimen containers that withstand temperature ranges from -320° to 248° F (-196° to 121° C). Chemical resistance to ethanol, DMSO, IPS, short-term xylene,10% formalin, 50% acetic acid and toluene

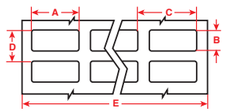

Figure 1

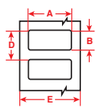

Figure 2

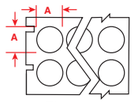

Figure 5a

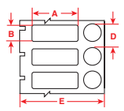

Figure 7

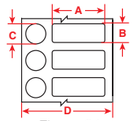

Figure 24

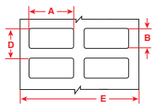

Figure 25

Diagram	Catalog #	Color	Label Width A Inch (mm)	Label Height B Inch (mm)	Horiz.Repeat C Inch (mm)	Vert.Repeat D Inch (mm)	Web Width E Inch (mm)	Labels Per Row	Labels Per Pkg	Rec. Ribbon
Nylon Cloth (B-499)										
Fig. 5a	THT-143-499-3	White	0.375 (9.5) dia.	-	0.475 (12.1)	0.500 (12.7)	2.000 (50.8)	4	3,000	i75-R4302
Fig. 5a	THT-144-499-3	White	0.500 (12.7) dia.	-	0.600 (15.2)	0.625 (15.9)	1.900 (48.3)	3	3,000	i75-R4302
Fig. 1	THT-68-499-10	White	0.500 (12.7)	0.750 (19.1)	0.600 (15.2)	0.850 (21.6)	2.500 (63.5)	4	10,000	i75-R4300
Fig. 1	THT-162-499-10	White	0.800 (20.3)	1.437 (36.5)	0.900 (22.9)	1.562 (39.7)	3.700 (94.0)	4	10,000	i75-R4307
Fig. 1	THT-165-499-5	White	0.800 (20.3)	1.437 (36.5)	0.900 (22.9)	1.562 (39.7)	3.700 (94.0)	4	5,000	i75-R4307
Fig. 1	THT-69-499-3	White	0.800 (20.3)	1.437 (36.5)	0.900 (22.9)	1.540 (39.1)	1.900 (48.3)	2	3,000	i75-R4302
Fig. 7	THT-126-499-3	White	0.900 (22.9)	0.500 (12.7)	-	0.600 (15.2)	1.700 (43.2)	1	3,000	i75-R4302
Fig. 2	THT-125-499-3	White	0.900 (22.9)	0.500 (12.7)	-	0.600 (15.2)	1.100 (27.9)	1	3,000	i75-R4306
Fig. 7	THT-163-499-3	White	1.000 (25.4)	0.375 (9.5)	-	0.500 (12.7)	1.675 (42.6)	1	3,000	i75-R4302
Fig. 1	THT-152-499-3	White	1.000 (25.4)	0.375 (9.5)	1.100 (27.9)	0.475 (12.1)	2.300 (58.4)	2	3,000	i75-R4302
Fig. 2	THT-136-499-3	White	1.500 (38.1)	0.750 (19.1)	-	0.875 (22.2)	1.700 (43.2)	1	3,000	i75-R4302
Fig. 2	THT-185-499-3	White	1.750 (44.5)	1.000 (25.4)	-	1.125 (28.6)	1.950 (49.5)	1	3,000	i75-R4302
Fig. 2	THT-186-499-3	White	1.750 (44.5)	1.875 (47.6)	-	1.975 (50.2)	1.950 (49.5)	1	3,000	i75-R4302
Fig. 2	THT-137-499-3	White	2.000 (50.8)	1.000 (25.4)	-	1.125 (28.6)	2.200 (55.9)	1	3,000	i75-R4302
Fig. 2	THT-151-499-3	White	2.000 (50.8)	0.250 (6.4)	-	0.350 (8.9)	2.200 (55.9)	1	3,000	i75-R4302
Fig. 2	THT-19-499-1	White	3.000 (76.2)	2.000 (50.8)	-	2.125 (54.0)	3.200 (81.3)	1	1,000	i75-R4300
Lab Polypropylene (B-7425)										
Fig. 25	THT-152-7425-2	White	0.375 (9.5)	1.000 (25.4)	-	0.625 (15.9)	2.300 (58.4)	2	2,000	i75-R6400
Fig. 2	THT-257-7425-2	White	0.825 (20.9)	0.250 (6.4)	-	0.370 (9.4)	1.025 (26.0)	1	2,000	i75-R6406
Fig. 24	THT-249-7425-2	White	1.000 (25.4)	0.375 (9.5)	0.375 (95.3)	0.500 (12.7)	1.675 (42.6)	2	2,000	i75-R6406
Fig. 2	THT-59-7425-2	White	1.000 (25.4)	0.500 (12.7)	-	0.600 (15.2)	1.200 (30.5)	1	2,000	i75-R6406
Fig. 25	THT-88-7425-2	White	1.000 (25.4)	0.750 (19.1)	-	0.870 (22.0)	2.300 (58.4)	2	2,000	i75-R6400
Fig. 2	THT-179-7425-2	White	1.000 (25.4)	1.000 (25.4)	-	1.100 (27.9)	1.200 (30.5)	1	2,000	i75-R6406
Fig. 2	THT-256-7425-2	White	1.300 (33.0)	0.600 (15.2)	-	0.700 (17.8)	1.500 (38.1)	1	2,000	i75-R6406
Fig. 25	THT-37-7425-2	White	1.500 (38.1)	0.500 (12.7)	-	0.600 (15.2)	3.350 (85.0)	2	2,000	i75-R6402
Fig. 2	THT-136-7425-2	White	1.500 (38.1)	0.750 (19.1)	-	0.870 (22.0)	1.700 (43.2)	1	2,000	i75-R6400
Fig. 2	THT-235-7425-2	White	1.500 (38.1)	1.000 (25.4)	-	1.100 (27.9)	1.700 (43.2)	1	2,000	i75-R6400
Fig. 2	THT-258-7425-2	White	1.500 (38.1)	1.750 (44.5)	-	1.870 (47.5)	1.700 (43.2)	1	2,000	i75-R6400
Fig. 2	THT-251-7425-2	White	1.540 (39.1)	0.500 (12.7)	-	0.600 (15.2)	1.740 (44.2)	1	2,000	i75-R6406
Fig. 2	THT-151-7425-2	White	2.000 (50.8)	0.250 (6.4)	-	0.350 (8.9)	2.200 (55.8)	1	2,000	i75-R6400
Fig. 2	THT-53-7425-2	White	2.000 (50.8)	0.500 (12.7)	-	0.600 (15.2)	2.200 (55.9)	1	2,000	i75-R6400
Fig. 2	THT-137-7425-2	White	2.000 (50.8)	1.000 (25.4)	-	1.200 (30.5)	2.200 (55.9)	1	2,000	i75-R6400

Dissolvable Paper Labels

(B-403)

- Designed for temporary applications where easy removal, re-identification or waste reduction are valued
- Ideal for labeling vials, tubes or general glassware, temporary asset tracking, animal housing identification, and general use
- Completely dissolves in warm water within 30 seconds, leaving no adhesive residue

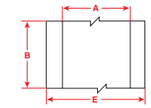

Figure 3

Dissolves in 30 seconds with no residue.

Diagram	Catalog #	B-#	Color	Label Width A Inch (mm)	Label Height B Inch (mm)	Vert. Repeat D Inch (mm)	Web Width E Inch (mm)	Labels Per Row	Labels Per Pkg	Rec. Ribbon
Fig. 3	THT-1125-403-WT	B-403	White	1.125 (28.575)	300ft. (91.44m)	-	-	1	1 Roll Cont.	i75-R4306
Fig. 3	THT-2250-403-WT	B-403	White	2.250 (57.15)	300ft. (91.44m)	-	-	1	1 Roll Cont.	i75-R4302
Fig. 3	THT-3000-403-WT	B-403	White	3.000 (76.2)	300ft. (91.44m)	-	-	1	1 Roll Cont.	i75-R4300
Fig. 3	THT-4000-403-WT	B-403	White	4.000 (101.6)	300ft. (91.44m)	-	-	1	1 Roll Cont.	i75-R4307

Sterilization Indicating Labels

(B-7425-AC)

- Specially designed with a pre-printed "sterilized" header that indicates steam sterilization with a color-changing pre-printed header when autoclaved at 250.7° F (121.5° C) for 10 minutes
- Withstands temperature ranges from -320° to 248° F (-196° to 121° C)
- For use in LN2, freezers, autoclave and hot water baths
- Chemical resistance to ethanol, DMSO, IPS, short-term xylene, 10% formalin, 50% acetic acid and toluene

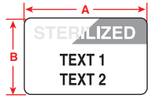

Figure 29a

Before After

Note: Label dimensions include the "Sterilzed" indication area

Diagram	Catalog #	Color	Label Width A Inch (mm)	Label Height B Inch (mm)	Labels Per Row	Labels Per Pkg	Rec. Ribbon
Fig. 29a	THT-235-7425-2-AC	White	1.000 (25.4)	1.500 (38.1)	1	2,000	i75-R6406
Fig. 29a	THT-137-7425-2-AC	White	1.000 (25.4)	2.000 (50.8)	1	2,000	i75-R6400

Tissue Cassette Labels

(B-481)

- White polyester label with superior resistance to tissue processing chemicals and embedding procedures. Use with the BSP™ 31 Label Attachment system for pre-process tissue cassette identification

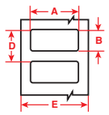

Figure 2

Diagram	Catalog #	Color	Label Width A Inch (mm)	Label Height B Inch (mm)	Web Width E Inch (mm)	Labels Per Row	Labels Per Pkg	Rec. Ribbon
Fig. 2	THT-195-481-3	White	0.900 (22.9)	0.375 (9.5)	-	1	3,000	i75-R6406
Fig. 2	THT-194-481-3	White	0.900 (22.9)	0.750 (19.1)	-	1	3,000	i75-R6406
Fig. 25	THT-141-481-3	White	0.900 (22.9)	0.900 (22.9)	-	2	3,000	i75-R6400
Fig. 2	THT-164-481-3	White	0.900 (22.9)	0.900 (22.9)	-	1	3,000	i75-R6406
Fig. 2	THT-142-481-2.5	White	2.500 (63.5)	0.200 (5.1)	-	1	2,500	i75-R6402

Don't see what you need? We're constantly updating our selection of labels based on user feedback, customer needs and industry trends. Find more of what you're looking for at BradyID.com/i7500materials or scan the QR code.

Printer Specifications

Model(s):	
Model name	i7500
Media alignment	Center justified
Volume guidelines**	7000+ labels per day, 7 days per week
Smart Operating Mode:	
Smart vs manual operation	**Smart Mode:** When using i75-series label and ribbon rolls **Manual Modes:** When using non-i75-series label and ribbon rolls
LabelSense™ Print Technology	Yes — using i75-series rolls the printer reads smart chip on supplies for no-waste printing*; requires no calibration of blank labels; has pre-optimized heat and speed settings and features auto label setup in Brady software
Sensor, speed and heat adjustments	When using i75-series rolls no calibration required; no wasted labels*. Sensor location, sensor mode, speed and heat settings are auto-set.
Media loading / handling (Smart Mode)	**Labels:** Open core roll with i75 smart chip, feed material into guides, 20-second changeover, no need to set sensor or calibrate **Ribbon:** On a cartridge, slides into place and always self-centers with ink facing label, 20-second changeover
Media loading / handling (Manual Mode)	**Labels:** Open core non-smart roll, feed material into guides, set sensor and calibrate out blank labels **Ribbon:** Open core manual roll, slides into place. Must center, must check ink-side
Print Head / Printing Characteristics:	
Print resolution	300 dpi 600 dpi
Print method	Thermal transfer (300 or 600 dpi) Direct thermal (300 dpi - material dependent)
Cutter type / auto cutter	Auto cutters optional (for Standard config. only)
Print color capability	Single color
Print speed	**Smart Mode** up to 7 in. / sec – die cuts (300 dpi) up to 12 in. / sec – continuous (300 dpi) up to 5 in. / sec – die cuts (600 dpi) up to 6 in. / sec – continuous (600 dpi) **Manual Mode / Partial Smart Mode** up to 10 in. / sec – die cuts (300 dpi) up to 12 in. / sec – continuous (300 dpi) up to 6 in. / sec – die cuts (600 dpi) up to 6 in. / sec – continuous (600 dpi)
Print width (max, cross-web)	4.16 in.
Print length (max, down-web)	60 in. (continuous media) 12 in. (die-cut media) 9.8 in. (die-cut media peel mode*****)
Print job interrupt options	Resume print job where pause or interruption occurs, or select specific label in job
Printhead replacement	User replaceable to same or different dpi with no firmware update. Use only Brady printheads #177722 (300 dpi) and #177723 (600dpi)
Print roller replacement	Field replaceable (T-20 wrench required)
Print on demand	Yes
Print pause	Yes
Print job list on stand-alone printer	Yes — Brady Workstation print jobs can be saved to printer for later on-printer selection and printing. This function also write-protects the print jobs from unwanted editing.

Label Media Characteristics:	
Media roll core i.d.	3 in.
Media roll o.d. (max)	8.5 in. 10 in. (with rear housing removed)
Internal rewind roll core i.d. (peel config only)	1.5 in. cardboard core
Internal rewind roll o.d. (max) (Peel config. only)	5.6 in.
Label roll types	Gapped Notched Continuous Black Mark (spring 2025)
Label width (cross-web)	0.158 in. to 4.33 in. (continuous liner-less media) 0.158 in. to 4.13 in. (other media)
Label length (down-web)***	0.125 in. to 12 in. (die-cut media) 0.240 in. to 9.8 in. (die-cut media peel mode*****) 0.40 in. minimum (cut label length)
Media width (cross-web, including liner)	0.17 in. to 4.49 in. 0.50 in. to 4.0 in. (peel mode*****)
Media thickness*	0.0024 in. to 0.031 in. max (label media) 0.0276 in. max (B-593 media) 0.02 in. to 0.043 in. max (heat shrink sleeves) Max thickness 0.077 in.
Media roll winding	Outside or inside
Media parts offering	4,000+ stock parts and custom (made-to-spec) parts
Media styles	Die cut media, continuous media, open core roll-fed media, fanfolded media (external feed), tagstock liner-mounted, tagstock linerless, perforated materials, adhesive labels, heat-shrink sleeves (single sided and double sided with re-insert), continuous heat-shrink sleeves (partially flattened), self-laminating cable labels, zip-tie cable tags. Some media styles not available with i75-series smart technology.
Media material types	PE (polyethylene), PET (polyester), PET Metallized, PU (polyurethane), PVC (vinyl), PVF (polyvinyl fluoride), PVDF (polyvinylidene fluoride), PP (polypropylene), PI (polyimide), Polyamide, Tedlar®, Nomex®, polyether polyurethane (Heatex™), raised panel push button material, paper, destructible materials, tamper-evident and tamper-resistant materials; other materials not listed
Ribbon Characteristics:	
Ribbon length (max)	984 ft. (i75-series smart ribbons) 1500 ft. (manual ribbons)
Ribbon roll o.d. (max)	3.15 in. (i75-series smart ribbons) 3.54 in. (manual ribbons)
Ribbon roll core i.d.	1 in. (manual ribbons)
Ribbon width (max, cross-web)	4.5 in.
Ink side	Outside wound
Display Interface:	
Display type	Color LCD touchscreen
Display size (diagonal)	7 in. (177.80 mm)
Display resolution (H x W)	600 x 1024 pixels
Display languages	Bahasa Indonesia, Bahasa Melayu, Bulgarian, Chinese (simplified), Chinese (traditional), Croatian, Czech, Danish, Dutch, English, Estonian, Finnish, French, German, Hungarian, Italian, Japanese, Korean, Norwegian, Polish, Portuguese, Romanian, Russian, Slovakian, Slovenian, Spanish, Swedish, Turkish, Thai, Vietnamese

Display Interface: (Continued)	
Display status bar	Installed ribbon and label part numbers, amount of supplies remaining, Wi-Fi connection, Ethernet connection, USB connection, receiving data icon, ready state / error state, time, Bluetooth connection (future functionality)
Software and Firmware:	
Label creation software	Brady Workstation (v4.21 or newer) and Brady Workstation apps (latest updates) Express Labels Mobile
Windows® drivers	Windows 8.1, 10, 11 Server 2012, 2012 R2, 2016
Printer command language emulation	ZPL — scripting commands for sending scripts to the printer
Printer compiler language	C++ — for placing embedded logic programming & prompts onto the printer
Printer administration / monitoring	Web-based remote access (future funtionality) — allows printer control, configuration, firmware updates, memory card admin and time /date synchronization, and will send printer status, and error messages to users
Interfaces and Connectivity:	
PC connection port	1 x USB 2.0 hi-speed device port
Ethernet	1 x Ethernet 100 BASE-T
USB host ports	3 x USB 2.0 type A host port (1 front, 2 back)
Accessory Port	1 x 40-pin socket connector (front lower panel) For peripheral accessory connection only (e.g., Auto Cutter, Label Taken Sensor, etc.) For automatic next label print-and-peel on peel model printer. Field installable to front of printer*****
Wireless	Wi-Fi 802.11b/g/n (wireless model only)
Bluetooth	Bluetooth 5.0 (spring 2025)
Electronics:	
Processor	32-bit 1 GHz clock rate
Memory (RAM)	512 MB
Data storage (IFFS)	32 GB
Internal battery	For internal date & time (RTC)
Data storage when power off	Yes
Physical / Operational Characteristics:	
Dimensions (closed) (HxWxD)	14.6 in. x 11.5 in. x 20.9 in. (372.0 mm x 291.5 mm x 530.0 mm)
Weight (empty)	40 lbs
Power supply	100 - 240 VAC, 50/60 Hz, PFC
Power consumption	<10W standby / 150W typical / 300W max
Operating environment	10 - 40°C / 10 - 85% RH non condensing
Storage environment	-20 - 50°C / 15 - 90% RH non condensing
Transport environment	-20 - 50°C / 15 - 90% RH non condensing
Agency approvals	CE, FCC class A, cUL. Contact Brady for up-to-date list of environmental compliance information and agency approvals and/or marks covering over 75 countries (awarded or applied for)

Fonts and Graphics:	
Character sets	Windows 1250 to 1252, 1254, 1257, DOS 852, 857, 866, 869, EBC DIC 500, ISO 8859-1 to -5, 9-11,13, 15 and 16, UTF8, Macintosh, Roman, DEC MCS, KO18-R, all west and east european characters and Latin, Cyrillic, simplified Chinese, traditional Chinese and Thai characters are supported
Font types (resident)	Arial, BradyBoldCond, Noto Sans, Noto Sans Thai, Times New Roman
Font types (storable to printer)	TrueType fonts storable to printer via jump drive
Font attributes	Bold, italic, underlined, negative, subscript, superscript, 6 and 9 underscore, expand/condense, line height
Font scaling (vector & TrueType)	Width & height range: 0.35 in. to 5.04 in. Zoom factor: Variable (dot-by-dot) Rotation: 0°, 90°, 180°, 270°
Graphic elements	Arrow, line, multiple line, rectangle, rounded rectangle, square, circle, ellipse, diamond, star, triangle, rounded triangle, seal, octagon
Graphic formats	BMP, GIF, JPEG, PNG
Barcodes:	
Barcode symbologies - 2D	Aztec, DataMatrix, GS1 DataMatrix, MicroPDF417, PDF417, QR
Barcode symbologies - linear	Codabar, Code 39, Code 39 Full ASCII, Code 93, Code 93 Full ASCII, Code 128 A, B, C, EAN-8/Jan 8, EAN-8/Jan 8 Ext 2, EAN-8/ Jan 8 Ext 5, EAN-13/Jan 13, EAN-13/Jan 13 Ext 2, EAN-13/Jan 13 Ext 5, GS1-128, HIBC, Interleaved 2 of 5, ITF14, UPC-A, UPC-E
Barcode attributes	Sizing: variable in height, modular width and ratio Rotation: 0°, 90°, 180°, 270°
Options / Accessories:	
Replacement printheads	Brady printheads #177722 (300dpi) and #177723 (600dpi). No other printheads approved for use.
Replacement print rollers	Variable widths to improve printhead protection with narrow supplies - field installable****
Auto cutter	Full-cut auto cutter and perf-cut auto cutter available; field-installable to front panel
Label Taken Sensor (Peel config only)	For auto advance and print on peel model printer Field installable to front of printer*****

* Peel mode printing by definition requires empty liner takeup and therefore some blank labels must be removed in setup. (Spring 2025)

** General volume levels for directional model comparison purposes only. Assumes basic text on 1 in. x 2 in. polyester labels. Actual results vary depending on combination of material, burn and speed settings, label content, ambient temperature and length of print run.

*** User should test to the application. Print performance on small parts or parts smaller than a printer's minimum label dimension spec is dependent on multiple factors including print speed, quantity in print run, heat setting, and the size / layout of the printed elements.

**** To avoid excessive printhead wear, print roller should be wider than label media and ribbon should be wider than roller—this prevents exposed printhead against exposed roller.

***** User should test any material for peel printing to the intended application. Print & peel performance on any label is dependent on multiple factors including auto-present characteristics of label material, peel offset distance, and print speed. (Spring 2025)

Windows® is a registered trademark of Microsoft Corporation.
Tedlar® and NOMEX® are registered trademarks of DuPont deNemours Inc
ZPL is registered trademark of Zebra Technologies Corporation.

We make products that make the world a safer and smarter place. From the depths of the ocean to outer space, from the factory floor to the delivery room — **we're just about everywhere you look.**

► For more information or to learn more about our innovative products, visit BradyID.com or call 1-888-272-3946.

USA
Customer Service: 1-888-272-3946
BradyID.com

Canada
Customer Service: 1-800-263-6179
BradyCanada.ca

Mexico
Customer Service: 1-800-262-7777
Inside Sales: 1-800-262-7777 ext 177
BradyID.com.mx

Y7210364 MS7210364

© 2025 Brady Worldwide Inc. ALL RIGHTS RESERVED